

# SUNCOR S Stainless

VOLUME **11**

SUNCOR STAINLESS, INC.

COMPLETE LINE OF STAINLESS STEEL PRODUCTS

VOLUME 11



ISO 9001 CERTIFIED

MIL-DTL-781 & MIL-DTL-6117 APPROVED

MARINE ♦ INDUSTRIAL ♦ ARCHITECTURAL  
STAINLESS STEEL PRODUCTS





**MARINE**



**INDUSTRIAL**



**ARCHITECTURAL**



**Welcome SUNCOR STAINLESS, INC. Customers!**

We know there is a wide assortment of sources for stainless steel product, but we're proud to say Suncor Stainless offers the most complete selection of the highest quality. Our product is backed by a staff comprised of knowledgeable experts that have been in the stainless steel industry for years. Please call today with any questions on ordering or product availability and you'll know why so many others choose Suncor Stainless as their number one source for stainless!

**Contact Information**

**Customer Service**

(508) 732-9191

**Orders**

(800) 394-2222

**Fax**

(508) 732-9798

**Web Address**

[www.suncorstainless.com](http://www.suncorstainless.com)

**Email**

[sales@suncorstainless.com](mailto:sales@suncorstainless.com)

**Mail**

Suncor Stainless, Inc  
70 Armstrong Road  
Plymouth, MA 02360

Icons of Product Key:			
Made in USA	Import	Suncor Exclusive	Suncor Patent
Drop Forged	Precision Machined	Wire Formed	New Product
Precision Cast	Stamped	Load Rated	Technical Info



Suncor has implemented a Quality Management System in accordance with ISO 9001 and is now approved by the US Government to manufacture cable terminals and assemblies per MIL-DTL-781 and MIL-DTL-6117.

Logos, icons, images, measurements and descriptions are the sole property of Suncor Stainless, Inc.

# TABLE OF CONTENTS

Suncor Stainless, Inc. | Plymouth, MA

 <b>3</b> Shackles	 <b>51</b> Tools	 <b>120</b> Deck Hardware
 <b>10</b> Chain	 <b>55</b> Hooks & Clips	 <b>128</b> Railing & Bimini
 <b>15</b> Turnbuckles	 <b>69</b> Rigging	 <b>137</b> Anchors
 <b>27</b> Swage Terminals	 <b>85</b> Threaded	 <b>140</b> Electrical
 <b>43</b> Quick Attach™	 <b>97</b> Webbing	 <b>145</b> Trailer
 <b>48</b> Wire Rope	 <b>108</b> Pad Eyes	
	 <b>114</b> Hinges & Hasps	

## MORE INFORMATION

Atlantis Rail Systems .....	149
Company Policy .....	inside back cover
Fastener Matching Chart.....	154-157
Glossary .....	158
Index .....	159-160
Retail Packaging .....	150
Stainless Information Center .....	153
Suncor Quality Information.....	151-152



In order to better serve its customers, Suncor Stainless has implemented a Quality Management System in accordance with **ISO 9001**. The scope of this quality management system includes: Design and Manufacture of Stainless Steel Chain, Railing Systems, Products, Accessories and Wire Rope Assemblies for the Marine, Industrial, Architectural, Government, OEM and Commercial Markets.

Suncor is approved by the US Government to manufacture cable terminals and assemblies per MIL-DTL-781 and MIL-DTL-6117.





# WHAT'S NEW AT SUNCOR

We are constantly developing our product line to reflect the ever-changing economy and industries we provide stainless steel hardware to. Our in-house capabilities include a product development staff, whose tireless efforts, along with valuable input from our clients, work to continuously improve and perfect our product line.



**PAGE 69**

## RIGGING

We have expanded our rigging section to include many new stainless steel products. We now offer forged swivels in a variety of configurations and many are manufactured in accordance with Federal Specification: RR-C-271F Type VII (except 316 stainless steel). We have a family of eye fittings in short, long or custom cut lengths. These eyes are offered with a toggle, jaw or wall toggle. Other rigging items that we are now manufacturing include Lashing Rings, Hoist Anchor Bases, Master Links, Universal Links, Towing Bridles and Captive Thimbles.

### NEW! Rigging Hardware

- Fed. Spec. Jaw & Eye Swivel
- Fed. Spec. Eye & Eye Swivel
- Fed. Spec. Chain Swivel
- Forged Jaw & Jaw Swivel
- Universal Link
- Master Link - "Weld"
- Lashing Ring - "Weld-on"
- Lashing Ring - "Bolt-on"
- Hoist Anchor Base
- Wall Toggle Eye
- Jaw Eye
- Toggle Eye
- Towing Bridle
- Captive Thimble



**PAGE 47**

## QUICK ATTACH™ LIFELINE KITS

We have reconfigured our Quick Attach™ Lifeline Kits to offer simplicity and new options to our customers. Currently, the lifeline kits include 40 ft. of wire rope and the appropriate Quick Attach™ fittings for a gated or non-gated lifeline. Now we are going to start offering the wire rope separately in lengths of 30 ft., 40 ft. and 50 ft. The Quick Attach™ hardware will be offered in a closed-body style as a gated or non-gated kit in a new, smaller carrying case. This will allow customers to purchase the appropriate amount of wire rope for their boat.

**Do It Yourself**

### Quick Attach™ Lifeline Kit w/ Gate

- 1 - QA Gate Eye
- 1 - QA Joined Gate Eye
- 2 - QA Closed Body Turnbuckles w/ Toggles
- 1 - QA Pelican Hook

### Quick Attach™ Lifeline Kit w/o Gate

- 1 - QA Toggle
- 1 - QA Closed Body Turnbuckle w/ Toggle

### Wire Rope

- White PVC Coated or Uncoated
- 30 ft. Length
- 40 ft. Length
- 50 ft. Length



**PAGE 9, 23**

## STAINLESS STEEL COMPONENTS

We will now be offering replacements components for many of our stainless steel turnbuckles and shackles. The turnbuckle components include open and closed turnbuckle bodies, jaws, toggles, eyes, stubs, threaded studs, hooks and wall toggles. Many of these components feature a left and right hand UNC and UNF thread. The shackle components available are chain and anchor shackle bodies, US made and import shackle screw pins, shackle bolts and cotter pins.

### Turnbuckle Components

- Closed Turnbuckle Body
- Open Turnbuckle Body
- Turnbuckle Jaw
- Turnbuckle Toggle
- Turnbuckle Eye
- Turnbuckle Stub
- Turnbuckle Threaded Stud
- Turnbuckle Hook
- Turnbuckle Wall Toggle

### Shackle Components

- Chain Shackle Body
- Anchor Shackle Body
- Shackle Pin
- Shackle Bolt
- Cotter Pin





SUNCOR STAINLESS, INC.

# SHACKLES

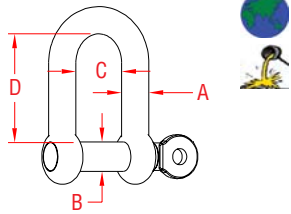




## STRAIGHT D SHACKLE



**316 STAINLESS STEEL WITH SCREW PIN**

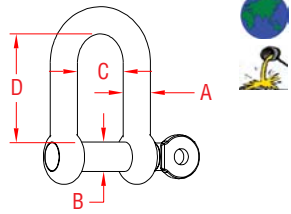


ITEM	A	B	C	D	WLL	WT
	(size)				(lb)	(lb)
S0115-0004	5/32"	0.15"	0.31"	0.55"	200	0.02
S0115-0005	3/16"	0.19"	0.45"	0.76"	500	0.04
S0115-0006	1/4"	0.23"	0.48"	0.85"	750	0.06
S0115-0008	5/16"	0.31"	0.67"	1.11"	1,000	0.14
S0115-0010	3/8"	0.39"	0.78"	1.37"	1,200	0.25
S0115-0012	15/32"	0.46"	0.95"	1.66"	1,500	0.43
S0115-0013	1/2"	0.54"	1.09"	1.84"	2,500	0.66
S0115-0016	5/8"	0.61"	1.25"	2.01"	3,000	0.90
S0115-0020	3/4"	0.74"	1.46"	2.57"	4,000	1.62
S0115-0022	7/8"	0.86"	1.60"	2.92"	5,000	2.49
S0115-0025	1"	0.96"	1.95"	3.45"	6,000	3.63
S0115-0032	1-1/4"	1.25"	2.50"	4.35"	9,000	7.42

## STRAIGHT D SHACKLE



**316 STAINLESS STEEL WITH CAPTIVE PIN**



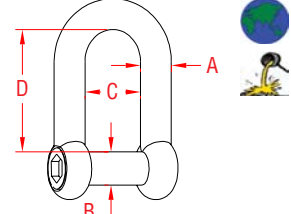
ITEM	A	B	C	D	WLL	WT
	(size)				(lb)	(lb)
S0115-CP04	5/32"	0.17"	0.32"	0.55"	200	0.02
S0115-CP05	3/16"	0.19"	0.37"	0.69"	500	0.03
S0115-CP06	1/4"	0.23"	0.47"	0.82"	750	0.05
S0115-CP08	5/16"	0.31"	0.62"	1.10"	1,000	0.12
S0115-CP10	3/8"	0.39"	0.79"	1.34"	1,200	0.23
S0115-CP12	1/2"	0.47"	0.95"	1.65"	1,500	0.38

**NOTE:**  
SCREW PIN IS CAPTIVE AND NOT REMOVABLE. WHEN IT'S FULLY OPENED, THE END OF THE PIN WILL SIT FLUSH WITH THE INSIDE OF THE SHACKLE.

## STRAIGHT D SHACKLE



**316 STAINLESS STEEL WITH NO SNAG PIN**



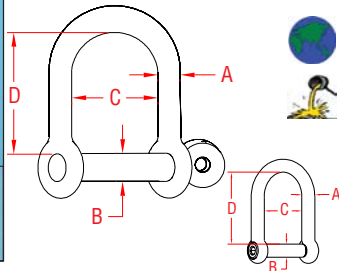
ITEM	A	B	C	D	WLL	WT
	(size)				(lb)	(lb)
S0115-NS06	1/4"	0.23"	0.48"	0.85"	750	0.05
S0115-NS08	5/16"	0.31"	0.67"	1.11"	1,000	0.13
S0115-NS10	3/8"	0.39"	0.79"	1.38"	1,200	0.24
S0115-NS12	15/32"	0.47"	0.93"	1.64"	1,500	0.41
S0115-NS13	1/2"	0.54"	1.09"	1.84"	2,500	0.64
S0115-NS16	5/8"	0.64"	1.27"	2.19"	3,000	0.94
S0115-NS20	3/4"	0.75"	1.50"	2.60"	4,000	1.55
S0115-NS22	7/8"	0.87"	1.73"	3.01"	5,000	2.44
S0115-NS25	1"	0.98"	1.94"	3.42"	6,000	3.56

**NOTE:**  
NO SNAG PIN SITS FLUSH WITH BODY OF SHACKLE. LARGER SIZES WITH SLOTTED HEAD. SUNCOR RECOMMENDS THE USE OF A LOCKING FLUID WITH THIS TYPE OF SHACKLE.

## WIDE D SHACKLE



**316 STAINLESS STEEL**

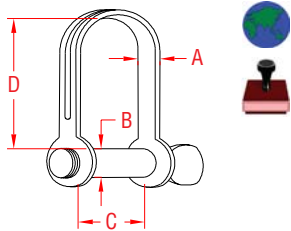


ITEM	A	B	C	D	WLL	WT
	(size)				(lb)	(lb)
<b>SCREW PIN</b>						
S0114-0006	1/4"	0.24"	0.92"	1.31"	750	0.08
S0114-0008	5/16"	0.32"	1.11"	1.22"	1,000	0.14
S0114-0010	3/8"	0.40"	1.54"	2.14"	1,200	0.33
S0114-0012	1/2"	0.47"	1.89"	2.59"	1,500	0.56
<b>NO SNAG PIN</b>						
S0114-NS06	1/4"	0.24"	0.92"	1.31"	750	0.08
S0114-NS08	5/16"	0.32"	1.11"	1.22"	1,000	0.14
S0114-NS10	3/8"	0.40"	1.54"	2.14"	1,200	0.33
S0114-NS12	1/2"	0.47"	1.89"	2.59"	1,500	0.56

## STAMPED D SHACKLE



**304 STAINLESS STEEL WITH SCREW PIN**



ITEM	A	B	C	D	WLL	WT
	(size)				(lb)	(lb)
S0118-0004	5/32"	0.16"	0.40"	0.59"	200	0.01
S0118-0005	3/16"	0.20"	0.40"	0.76"	250	0.02
S0118-0006	1/4"	0.24"	0.54"	0.95"	300	0.03
S0118-0008	5/16"	0.32"	0.71"	1.53"	450	0.07



**Key:**



Made in USA



Drop Forged



Precision Machined



Wire Formed



Suncor Exclusive



Import



Precision Cast



Stamped



Load Rated



NEW Product

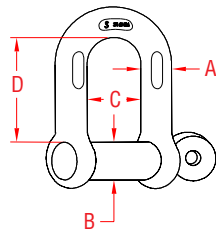
ORDERS ONLY: 800-394-2222 (USA)  
877-495-5510 (CANADA)

All logos, icons, images, measurements and descriptions are the sole property of Suncor Stainless, Inc.  
© 2013 Suncor Stainless, Inc.



## CHAIN SHACKLE

**316-NM STAINLESS STEEL WITH OVERSIZE SCREW PIN**

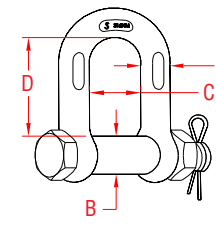


ITEM	A	B	C	D	WLL	WT
	(size)				(lb)	(lb)
S0115-FS07	1/4"	0.31"	0.46"	0.87"	1,000	0.09
S0115-FS08	5/16"	0.38"	0.52"	1.02"	1,300	0.16
S0115-FS10	3/8"	0.44"	0.65"	1.24"	1,500	0.28
S0115-FS12	7/16"	0.50"	0.75"	1.43"	2,000	0.43
S0115-FS13	1/2"	0.63"	0.79"	1.58"	3,000	0.70
S0115-FS16	5/8"	0.75"	1.05"	1.94"	4,000	1.70
S0115-FS20	3/4"	0.88"	1.20"	2.40"	6,000	2.13
S0115-FS22	7/8"	1.00"	1.45"	2.88"	8,000	3.22
S0115-FS25	1"	1.13"	1.67"	3.20"	10,000	4.77

**NOTE:**  
1/A/W FED. SPECIFICATION RR-C-271D, TYPE IVB, CLASS 2, (EXCEPT 316 STAINLESS STEEL), MARKED TO THE NEAREST FRACTIONAL TON.

## BOLT CHAIN SHACKLE

**316-NM STAINLESS STEEL WITH OVERSIZE BOLT**

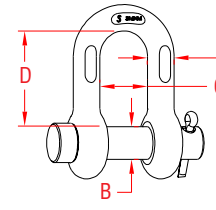


ITEM	A	B	C	D	WLL	WT
	(size)				(lb)	(lb)
S0115-SA07	1/4"	0.31"	0.46"	0.87"	1,000	0.11
S0115-SA08	5/16"	0.38"	0.52"	1.02"	1,300	0.18
S0115-SA10	3/8"	0.44"	0.65"	1.24"	1,500	0.31
S0115-SA12	7/16"	0.50"	0.75"	1.43"	2,000	0.50
S0115-SA13	1/2"	0.63"	0.79"	1.58"	3,000	0.74
S0115-SA16	5/8"	0.75"	1.05"	1.94"	4,000	1.41
S0115-SA20	3/4"	0.88"	1.20"	2.40"	6,000	2.36
S0115-SA22	7/8"	1.01"	1.45"	2.88"	8,000	3.46
S0115-SA25	1"	1.13"	1.67"	3.20"	10,000	4.85

**NOTE:**  
1/A/W FED. SPECIFICATION RR-C-271D, TYPE IVB, CLASS 3, (EXCEPT 316 STAINLESS STEEL), MARKED TO THE NEAREST FRACTIONAL TON.

## ROUND PIN CHAIN SHACKLE

**316-NM STAINLESS STEEL WITH OVERSIZE ROUND PIN**

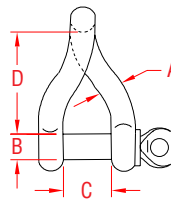


ITEM	A	B	C	D	WLL	WT
	(size)				(lb)	(lb)
S0115-RP07	1/4"	0.32"	0.46"	0.87"	1,000	0.09
S0115-RP08	5/16"	0.37"	0.52"	1.02"	1,300	0.16
S0115-RP10	3/8"	0.44"	0.65"	1.24"	1,500	0.28
S0115-RP12	7/16"	0.50"	0.75"	1.43"	2,000	0.43
S0115-RP13	1/2"	0.63"	0.79"	1.58"	3,000	0.70
S0115-RP16	5/8"	0.75"	1.05"	1.94"	4,000	1.70
S0115-RP20	3/4"	0.88"	1.20"	2.40"	6,000	2.13
S0115-RP22	7/8"	1.00"	1.45"	2.88"	8,000	3.22
S0115-RP25	1"	1.13"	1.67"	3.20"	10,000	4.77

**NOTE:**  
1/A/W FED. SPECIFICATION RR-C-271D, TYPE IVB, CLASS 1, (EXCEPT 316 STAINLESS STEEL), MARKED TO THE NEAREST FRACTIONAL TON.

## TWIST SHACKLE

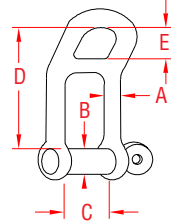
**316 STAINLESS STEEL WITH SCREW PIN**



ITEM	A	B	C	D	WLL	WT
	(size)				(lb)	(lb)
S0163-0004	5/32"	0.16"	0.30"	0.63"	200	0.02
S0163-0005	3/16"	0.19"	0.38"	0.83"	500	0.04
S0163-0006	1/4"	0.23"	0.42"	1.00"	750	0.07
S0163-0008	5/16"	0.31"	0.55"	1.30"	1,000	0.16
S0163-0010	3/8"	0.38"	0.71"	1.80"	1,200	0.30
S0163-0012	1/2"	0.47"	0.78"	2.20"	1,500	0.51

## HEADBOARD SHACKLE

**316 STAINLESS STEEL WITH CAPTIVE PIN**



ITEM	A	B	C	D	E	WLL	WT
	(size)					(lb)	(lb)
S0173-0006	1/4"	0.30"	0.48"	1.70"	0.44"	750	0.10
S0173-0008	5/16"	0.38"	0.63"	2.20"	0.58"	1,000	0.22
S0173-0010	3/8"	0.47"	0.78"	2.80"	0.74"	1,200	0.42
S0173-0012	1/2"	0.54"	0.94"	3.25"	0.88"	1,500	0.71

**NOTE:**  
SCREW PIN IS CAPTIVE AND NOT REMOVABLE. WHEN IT'S FULLY OPENED, THE END OF THE PIN WILL SIT FLUSH WITH THE INSIDE OF THE SHACKLE.

**LIMITED LIFETIME WARRANTY**

**SUNCOR STAINLESS**

TEL 508-732-9191 • FAX 508-732-9798 • ORDERS ONLY 800-394-2222

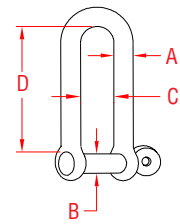
www.suncorstainless.com



## LONG D SHACKLE



**316 STAINLESS STEEL  
WITH SCREW PIN**

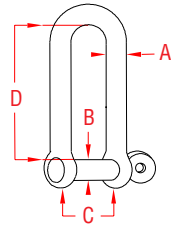


ITEM	A	B	C	D	WLL	WT
	(size)				(lb)	(lb)
S0138-0004	5/32"	0.15"	0.32"	1.19"	200	0.03
S0138-0005	3/16"	0.19"	0.43"	1.50"	500	0.05
S0138-0006	1/4"	0.23"	0.49"	1.74"	750	0.08
S0138-0008	5/16"	0.31"	0.68"	2.31"	1,000	0.18
S0138-0010	3/8"	0.38"	0.78"	2.88"	1,200	0.35
S0138-0012	1/2"	0.47"	0.93"	3.50"	1,500	0.62

## LONG D SHACKLE



**316 STAINLESS STEEL  
WITH CAPTIVE PIN**



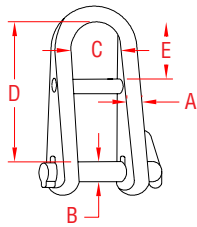
ITEM	A	B	C	D	WLL	WT
	(size)				(lb)	(lb)
S0138-CP04	5/32"	0.15"	0.30"	1.17"	200	0.03
S0138-CP05	3/16"	0.19"	0.39"	1.47"	500	0.05
S0138-CP06	1/4"	0.23"	0.46"	1.77"	750	0.08
S0138-CP08	5/16"	0.31"	0.61"	2.36"	1,000	0.18
S0138-CP10	3/8"	0.38"	0.78"	2.95"	1,200	0.34
S0138-CP12	1/2"	0.47"	0.93"	3.54"	1,500	0.57

**NOTE:**  
SCREW PIN IS CAPTIVE AND NOT REMOVABLE. WHEN IT'S FULLY OPENED, THE END OF THE PIN WILL SIT FLUSH WITH THE INSIDE OF THE SHACKLE.

## HALYARD SHACKLE



**STAINLESS STEEL  
WITH KEY PIN**

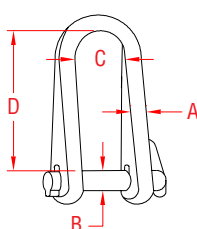


ITEM	A	B	C	D	E	WLL	WT
	(size)					(lb)	(lb)
<b>316 STAINLESS STEEL</b>							
S0164-0005	3/16"	0.20"	0.47"	1.48"	0.52"	500	0.07
S0164-0006	1/4"	0.24"	0.56"	1.70"	0.61"	750	0.11
S0164-0008	5/16"	0.31"	0.75"	2.37"	0.84"	1,000	0.25
						<b>BL</b>	(lb)
<b>17-4 PH STAINLESS STEEL</b>							
S0164-HR05	3/16"	0.20"	0.47"	1.48"	0.52"	2,500	0.07
S0164-HR06	1/4"	0.24"	0.56"	1.70"	0.61"	3,900	0.11
S0164-HR08	5/16"	0.31"	0.75"	2.37"	0.84"	5,000	0.25

## LONG SHACKLE



**STAINLESS STEEL  
WITH KEY PIN**

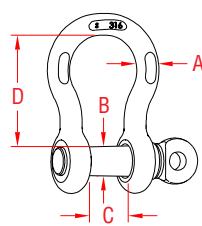


ITEM	A	B	C	D	WLL	WT	
	(size)				(lb)	(lb)	
<b>316 STAINLESS STEEL</b>							
S0167-0005	3/16"	0.20"	0.47"	1.43"	500	0.07	
S0167-0006	1/4"	0.24"	0.56"	1.70"	750	0.11	
S0167-0008	5/16"	0.31"	0.75"	2.30"	1,000	0.26	
						<b>BL</b>	
<b>17-4 PH STAINLESS STEEL</b>							
S0167-HR05	3/16"	0.20"	0.47"	1.43"	2,500	0.07	
S0167-HR06	1/4"	0.24"	0.56"	1.70"	3,900	0.11	
S0167-HR08	5/16"	0.31"	0.75"	2.30"	5,000	0.26	

## ANCHOR SHACKLE



**316-NM STAINLESS STEEL  
WITH OVERSIZE SCREW PIN**



ITEM	A	B	C	D	WLL	WT	
	(size)				(lb)	(lb)	
<b>316 STAINLESS STEEL</b>							
S0116-FS05	3/16"	0.26"	0.41"	0.83"	650	0.05	
S0116-FS07	1/4"	0.31"	0.47"	1.11"	1,000	0.10	
S0116-FS08	5/16"	0.38"	0.53"	1.20"	1,300	0.17	
S0116-FS10	3/8"	0.44"	0.66"	1.41"	1,500	0.30	
S0116-FS12	7/16"	0.50"	0.72"	1.77"	2,000	0.50	
S0116-FS13	1/2"	0.63"	0.82"	1.83"	3,000	0.71	
S0116-FS16	5/8"	0.75"	1.02"	2.41"	4,000	1.39	
S0116-FS20	3/4"	0.88"	1.25"	2.84"	6,000	2.31	
S0116-FS22	7/8"	1.00"	1.48"	3.30"	8,000	3.64	
S0116-FS25	1"	1.13"	1.70"	3.80"	10,000	5.18	
S0116-FS32	1-1/4"	1.38"	2.03"	4.69"	14,000	9.88	

**NOTE:** I/AW FED SPEC RR-C-271D, TYPE IVA, CLASS 2, EXCEPT 316 STAINLESS. MARKED TO THE NEAREST FRACTIONAL TON.



**Key:**



Made in USA



Drop Forged



Precision Machined



Wire Formed



Suncor Exclusive



Import



Precision Cast



Stamped



Load Rated



New Product

ORDERS ONLY: 800-394-2222 (USA)  
877-495-5510 (CANADA)

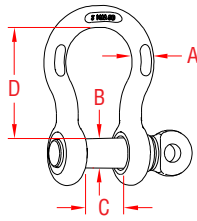
All logos, icons, images, measurements and descriptions are the sole property of Suncor Stainless, Inc.  
© 2013 Suncor Stainless, Inc.



## US ANCHOR SHACKLE



**316-NM STAINLESS STEEL WITH OVERSIZE SCREW PIN**



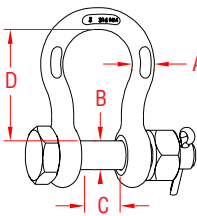
ITEM	A	B	C	D	WLL	WT
	(size)				(lb)	(lb)
S0116-FS07-US	1/4"	0.31"	0.47"	1.11"	1,000	0.10
S0116-FS08-US	5/16"	0.38"	0.53"	1.20"	1,300	0.17
S0116-FS10-US	3/8"	0.44"	0.66"	1.41"	1,500	0.30
S0116-FS12-US	7/16"	0.50"	0.72"	1.77"	2,000	0.50
S0116-FS13-US	1/2"	0.63"	0.82"	1.83"	3,000	0.71
S0116-FS16-US	5/8"	0.75"	1.02"	2.41"	4,000	1.39
S0116-FS20-US	3/4"	0.88"	1.25"	2.84"	6,000	2.31
S0116-FS22-US	7/8"	1.00"	1.48"	3.30"	8,000	3.64
S0116-FS25-US	1"	1.13"	1.70"	3.80"	10,000	5.18

**NOTE:**  
**1/A/W FED SPEC RR-C-271D, TYPE IVA, CLASS 2, EXCEPT 316 STAINLESS. MEETS ASME B30.26-2004 AMERICAN NATIONAL STANDARD. DFARS COMPLIANT SHACKLES. S0116-NM NITRONIC ANCHOR SHACKLES ALSO AVAILABLE.**

## BOLT ANCHOR SHACKLE



**316-NM STAINLESS STEEL WITH OVERSIZE BOLT**



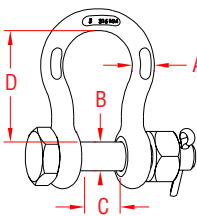
ITEM	A	B	C	D	WLL	WT
	(size)				(lb)	(lb)
S0116-SA07	1/4"	0.31"	0.47"	1.11"	1,000	0.12
S0116-SA08	5/16"	0.38"	0.53"	1.20"	1,300	0.18
S0116-SA10	3/8"	0.44"	0.66"	1.41"	1,500	0.35
S0116-SA12	7/16"	0.50"	0.72"	1.77"	2,000	0.57
S0116-SA13	1/2"	0.63"	0.82"	1.83"	3,000	0.84
S0116-SA16	5/8"	0.75"	1.02"	2.41"	4,000	1.64
S0116-SA20	3/4"	0.88"	1.25"	2.84"	6,000	2.75
S0116-SA22	7/8"	1.00"	1.48"	3.30"	8,000	4.18
S0116-SA25	1"	1.13"	1.70"	3.80"	10,000	5.61
S0116-SA32	1-1/4"	1.38"	2.03"	4.69"	14,000	9.88

**NOTE:**  
**1/A/W FED SPEC RR-C-271D, TYPE IVA, CLASS 3, EXCEPT 316 STAINLESS. MARKED TO THE NEAREST FRACTIONAL TON.**

## US BOLT ANCHOR SHACKLE



**316-NM STAINLESS STEEL WITH OVERSIZE BOLT**



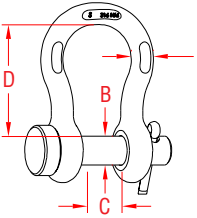
ITEM	A	B	C	D	WLL	WT
	(size)				(lb)	(lb)
S0116-SA07-US	1/4"	0.31"	0.47"	1.11"	1,000	0.12
S0116-SA08-US	5/16"	0.38"	0.53"	1.20"	1,300	0.18
S0116-SA10-US	3/8"	0.44"	0.66"	1.41"	1,500	0.35
S0116-SA12-US	7/16"	0.50"	0.72"	1.77"	2,000	0.57
S0116-SA13-US	1/2"	0.63"	0.82"	1.83"	3,000	0.84
S0116-SA16-US	5/8"	0.75"	1.02"	2.41"	4,000	1.64
S0116-SA20-US	3/4"	0.88"	1.25"	2.84"	6,000	2.75
S0116-SA22-US	7/8"	1.00"	1.48"	3.30"	8,000	4.18
S0116-SA25-US	1"	1.13"	1.70"	3.80"	10,000	5.61
S0116-SA32-US	1-1/4"	1.38"	2.03"	4.69"	14,000	9.88

**NOTE:**  
**1/A/W FED SPEC RR-C-271D, TYPE IVA, CLASS 3, EXCEPT 316 STAINLESS. MARKED TO THE NEAREST FRACTIONAL TON.**

## ROUND PIN ANCHOR SHACKLE



**316-NM STAINLESS STEEL WITH OVERSIZE ROUND PIN**



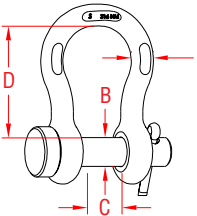
ITEM	A	B	C	D	WLL	WT
	(size)				(lb)	(lb)
S0116-RP07	1/4"	0.31"	0.47"	1.11"	1,000	0.10
S0116-RP08	5/16"	0.38"	0.53"	1.20"	1,300	0.17
S0116-RP10	3/8"	0.44"	0.66"	1.41"	1,500	0.32
S0116-RP12	7/16"	0.50"	0.72"	1.77"	2,000	0.49
S0116-RP13	1/2"	0.63"	0.82"	1.83"	3,000	0.72
S0116-RP16	5/8"	0.75"	1.02"	2.41"	4,000	1.53
S0116-RP20	3/4"	0.88"	1.25"	2.84"	6,000	2.36
S0116-RP22	7/8"	1.00"	1.48"	3.30"	8,000	4.00
S0116-RP25	1"	1.13"	1.70"	3.80"	10,000	5.27
S0116-RP32	1-1/4"	1.38"	2.03"	4.69"	14,000	9.88

**NOTE:**  
**1/A/W FEDERAL SPECIFICATION RR-C-271D, TYPE IVA, CLASS 1, EXCEPT 316 STAINLESS. MARKED TO THE NEAREST FRACTIONAL TON.**

## US ROUND PIN ANCHOR SHACKLE



**316-NM STAINLESS STEEL WITH OVERSIZE ROUND PIN**



ITEM	A	B	C	D	WLL	WT
	(size)				(lb)	(lb)
S0116-RP07-US	1/4"	0.31"	0.47"	1.11"	1,000	0.10
S0116-RP08-US	5/16"	0.38"	0.53"	1.20"	1,300	0.17
S0116-RP10-US	3/8"	0.44"	0.66"	1.41"	1,500	0.32
S0116-RP12-US	7/16"	0.50"	0.72"	1.77"	2,000	0.49
S0116-RP13-US	1/2"	0.63"	0.82"	1.83"	3,000	0.72
S0116-RP16-US	5/8"	0.75"	1.02"	2.41"	4,000	1.53
S0116-RP20-US	3/4"	0.88"	1.25"	2.84"	6,000	2.36
S0116-RP22-US	7/8"	1.00"	1.48"	3.30"	8,000	4.00
S0116-RP25-US	1"	1.13"	1.70"	3.80"	10,000	5.27
S0116-RP32-US	1-1/4"	1.38"	2.03"	4.69"	14,000	9.88

**NOTE:**  
**1/A/W FEDERAL SPECIFICATION RR-C-271D, TYPE IVA, CLASS 1, EXCEPT 316 STAINLESS. MARKED TO THE NEAREST FRACTIONAL TON.**

**LIMITED LIFETIME WARRANTY**

**SUNCOR STAINLESS**

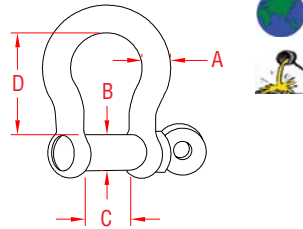
TEL 508-732-9191 • FAX 508-732-9798 • ORDERS ONLY 800-394-2222

www.suncorstainless.com

## BOW SHACKLE



**316 STAINLESS STEEL  
WITH SCREW PIN**

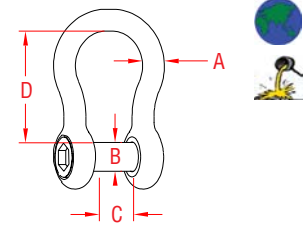


ITEM	A	B	C	D	WLL	WT
	(size)				(lb)	(lb)
S0116-0004	5/32"	0.16"	0.33"	0.75"	200	0.02
S0116-0005	3/16"	0.19"	0.43"	0.94"	500	0.04
S0116-0006	1/4"	0.23"	0.48"	1.08"	750	0.07
S0116-0008	5/16"	0.31"	0.67"	1.46"	1,000	0.16
S0116-0010	3/8"	0.39"	0.79"	1.77"	1,200	0.26
S0116-0012	15/32"	0.48"	0.94"	2.16"	1,500	0.50
S0116-0013	1/2"	0.51"	1.04"	2.33"	2,500	0.77
S0116-0016	5/8"	0.63"	1.25"	3.00"	3,000	1.21
S0116-0020	3/4"	0.74"	1.50"	3.34"	4,000	1.80
S0116-0022	7/8"	0.86"	1.72"	3.85"	5,000	2.90
S0116-0025	1"	0.96"	1.95"	4.42"	6,000	4.34
S0116-0032	1-1/4"	1.24"	2.50"	5.44"	9,000	9.02

## BOW SHACKLE



**316 STAINLESS STEEL  
WITH NO SNAG PIN**



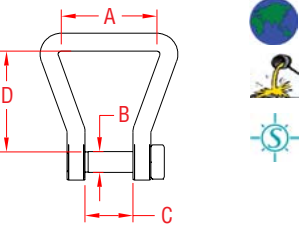
ITEM	A	B	C	D	WLL	WT
	(size)				(lb)	(lb)
S0116-NS06	1/4"	0.24"	0.47"	1.06"	750	0.06
S0116-NS08	5/16"	0.31"	0.67"	1.46"	1,000	0.16
S0116-NS10	3/8"	0.39"	0.79"	1.77"	1,200	0.26
S0116-NS12	15/32"	0.48"	0.94"	2.16"	1,500	0.46
S0116-NS13	1/2"	0.51"	1.04"	2.33"	2,500	0.70
S0116-NS16	5/8"	0.63"	1.25"	3.00"	3,000	1.13
S0116-NS20	3/4"	0.74"	1.50"	3.34"	4,000	1.75
S0116-NS22	7/8"	0.86"	1.72"	3.85"	5,000	2.85
S0116-NS25	1"	0.96"	1.95"	4.42"	6,000	4.30

**NOTE:**  
NO SNAG PIN SITS FLUSH WITH BODY OF SHACKLE. LARGER SIZES WITH SLOTTED HEAD. SUNCOR RECOMMENDS THE USE OF A LOCKING FLUID WITH THIS TYPE OF SHACKLE.

## WEBBING SHACKLE



**316 STAINLESS STEEL**



ITEM	A	B	C	D	WLL	WT
	(size)				(lb)	(lb)
S0231-0025	1"	0.19"	0.33"	1.14"	200	0.03

**NOTE:**  
PATENTED "NO SNAG" DESIGN. CAN BE USED IN COMBINATION WITH WALL CLIP S0230-0000 ON PAGE 105: PIN FITS THROUGH HOLE IN CLIP. USE WITH FLAT WEB HOOK (SHOWN) OR WEBBING WITH SEWN LOOP (S0232-SERIES) ON PAGE 105. COMPATIBLE WITH SWIVEL PAD EYE.



## SEIZING WIRE STAINLESS STEEL ANNEALED



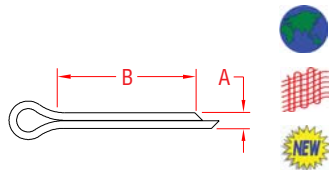
ITEM	A	B	WT
	(size)	(length)	(lb)
S0715-0020	0.020"	234'	0.27
S0715-0032	0.032"	92'	0.27
S0715-0041	0.041"	56'	0.27

**NOTE:**  
USE SUNCOR'S QUALITY SEIZING WIRE TO KEEP SHACKLE PINS IN PLACE, AS SHOWN IN THE APPLICATION PHOTO TO THE LEFT.

## COTTER PIN



**316 STAINLESS STEEL**



ITEM	A	B	WT
	(size)		(lb/100)
P0116-CT07	3/32"	0.75"	0.17
P0116-CT10	1/8"	0.75"	0.32
P0116-CT13	1/8"	1.13"	0.46
P0116-CT16	5/32"	1.75"	1.00
P0116-CT22	3/16"	1.50"	1.40
P0116-CT25	1/4"	1.75"	2.60

**NOTE:**  
USED WITH ROUND PIN AND BOLT ANCHOR AND CHAIN SHACKLES.



**Key:**



ORDERS ONLY: 800-394-2222 (USA)  
877-495-5510 (CANADA)

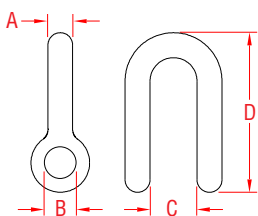
All logos, icons, images, measurements and descriptions are the sole property of Suncor Stainless, Inc.  
© 2013 Suncor Stainless, Inc.



## CHAIN SHACKLE BODY



**316-NM STAINLESS STEEL**



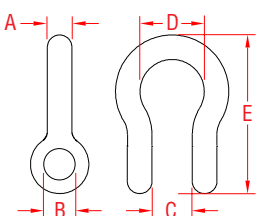
ITEM	A	B	C	D	WLL	WT
	(size)				(lb)	(lb)
P0115-BD07	1/4"	0.33"	0.47"	1.59"	1,000	0.05
P0115-BD08	5/16"	0.40"	0.53"	1.88"	1,500	0.09
P0115-BD10	3/8"	0.46"	0.66"	2.28"	2,000	0.18
P0115-BD12	7/16"	0.52"	0.75"	2.66"	3,000	0.25
P0115-BD13	1/2"	0.65"	0.81"	2.99"	4,000	0.38
P0115-BD16	5/8"	0.77"	1.06"	3.68"	6,000	0.77
P0115-BD20	3/4"	0.90"	1.25"	4.46"	8,000	1.27
P0115-BD22	7/8"	1.02"	1.44"	5.28"	10,000	2.07
P0115-BD25	1"	1.15"	1.69"	5.94"	12,000	2.92

**NOTE:**  
UNTHREADED SHACKLE BODY. MARKED TO THE NEAREST FRACTIONAL TON.

## ANCHOR SHACKLE BODY



**316-NM STAINLESS STEEL**



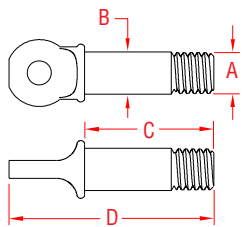
ITEM	A	B	C	D	E	WLL	WT
	(size)					(lb)	(lb)
P0116-BD07	1/4"	0.33"	0.47"	0.78"	1.84"	1,000	0.07
P0116-BD08	5/16"	0.40"	0.53"	0.84"	2.09"	1,300	0.11
P0116-BD10	3/8"	0.46"	0.66"	1.00"	2.49"	1,500	0.20
P0116-BD12	7/16"	0.52"	0.75"	1.16"	2.98"	2,000	0.29
P0116-BD13	1/2"	0.65"	0.81"	1.31"	3.28"	3,000	0.43
P0116-BD16	5/8"	0.77"	1.06"	1.69"	4.19"	4,000	0.88
P0116-BD20	3/4"	0.90"	1.25"	2.00"	4.92"	6,000	1.46
P0116-BD22	7/8"	1.02"	1.44"	2.28"	5.72"	8,000	2.26
P0116-BD25	1"	1.15"	1.69"	2.69"	6.50"	10,000	3.27
P0116-BD32	1-1/4"	1.42"	2.06"	3.33"	7.89"	14,000	6.80

**NOTE:**  
UNTHREADED SHACKLE BODY. MARKED TO THE NEAREST FRACTIONAL TON.

## US SHACKLE PIN



**MADE IN USA**  
**316-NM STAINLESS STEEL**



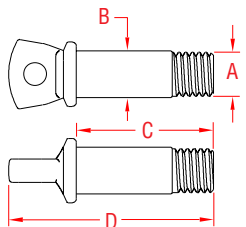
ITEM	SIZE	A	B	C	D	WLL	WT
						(lb)	(lb)
P0116-US07	1/4"	5/16"- 18	0.31"	0.98"	1.55"	1,000	0.03
P0116-US08	5/16"	3/8"- 16	0.38"	1.16"	1.84"	1,300	0.05
P0116-US10	3/8"	7/16"- 14	0.44"	1.43"	2.20"	1,500	0.09
P0116-US12	7/16"	1/2"- 13	0.50"	1.64"	2.50"	2,000	0.12
P0116-US13	1/2"	5/8"- 11	0.63"	1.82"	2.85"	3,000	0.22
P0116-US16	5/8"	3/4"- 10	0.75"	2.33"	3.40"	4,000	0.41
P0116-US20	3/4"	7/8"- 9	0.88"	2.80"	3.87"	6,000	0.61
P0116-US22	7/8"	1"- 8	1.00"	3.21"	4.70"	8,000	0.91
P0116-US25	1"	1-1/8"- 7	1.13"	3.70"	5.35"	10,000	1.37
P0116-US32	1-1/4"	1-3/8"- 6	1.38"	4.54"	6.65"	14,000	2.59

**NOTE:**  
REPLACEMENT PIN. COMPATIBLE WITH CHAIN SHACKLES (S0115-FS, PAGE 5) AND ANCHOR SHACKLES (S0116-FS, PAGE 7).

## SHACKLE PIN



**IMPORT**  
**316-NM STAINLESS STEEL**



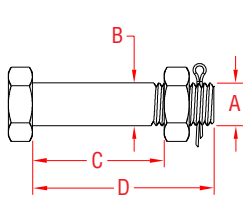
ITEM	SIZE	A	B	C	D	WLL	WT
						(lb)	(lb)
P0116-PN07	1/4"	5/16"- 18	0.31"	0.98"	1.55"	1,000	0.03
P0116-PN08	5/16"	3/8"- 16	0.38"	1.16"	1.84"	1,300	0.05
P0116-PN10	3/8"	7/16"- 14	0.44"	1.43"	2.20"	1,500	0.09
P0116-PN12	7/16"	1/2"- 13	0.50"	1.64"	2.50"	2,000	0.12
P0116-PN13	1/2"	5/8"- 11	0.63"	1.82"	2.85"	3,000	0.22
P0116-PN16	5/8"	3/4"- 10	0.75"	2.33"	3.40"	4,000	0.41
P0116-PN20	3/4"	7/8"- 9	0.88"	2.80"	3.87"	6,000	0.61
P0116-PN22	7/8"	1"- 8	1.00"	3.21"	4.70"	8,000	0.91
P0116-PN25	1"	1-1/8"- 7	1.13"	3.70"	5.35"	10,000	1.37
P0116-PN32	1-1/4"	1-3/8"- 6	1.38"	4.54"	6.65"	14,000	2.59

**NOTE:**  
REPLACEMENT PIN. COMPATIBLE WITH CHAIN SHACKLES (S0115-FS, PAGE 5) AND ANCHOR SHACKLES (S0116-FS, PAGE 7).

## SHACKLE BOLT



**316-NM STAINLESS STEEL**



ITEM	SIZE	A	B	C	D	WLL	WT
						(lb)	(lb)
S0116-KT07	1/4"	5/16"- 18	0.31"	0.94"	1.38"	1,000	0.05
S0116-KT08	5/16"	3/8"- 16	0.38"	1.00"	1.56"	1,300	0.07
S0116-KT10	3/8"	7/16"- 14	0.44"	1.38"	2.00"	1,500	0.09
S0116-KT12	7/16"	1/2"- 13	0.50"	1.61"	2.30"	2,000	0.12
S0116-KT13	1/2"	5/8"- 11	0.63"	1.69"	2.50"	3,000	0.18
S0116-KT16	5/8"	3/4"- 10	0.75"	2.13"	3.19"	4,000	0.56
S0116-KT20	3/4"	7/8"- 9	0.88"	2.63"	3.69"	6,000	0.91
S0116-KT22	7/8"	1"- 8	1.00"	3.13"	4.25"	8,000	1.36
S0116-KT25	1"	1-1/8"- 7	1.13"	3.50"	4.69"	10,000	2.11
S0116-KT32	1-1/4"	1-3/8"- 6	1.38"	3.65"	6.40"	14,000	4.12

**NOTE:**  
REPLACEMENT BOLT. COMPATIBLE WITH CHAIN (P0115-BD, ABOVE) & ANCHOR (P0116-BD, ABOVE) SHACKLE BODIES. COTTER PIN AND NUT INCLUDED.

**LIMITED LIFETIME WARRANTY**

**SUNCOR STAINLESS**

TEL 508-732-9191 • FAX 508-732-9798 • ORDERS ONLY 800-394-2222

www.suncorstainless.com

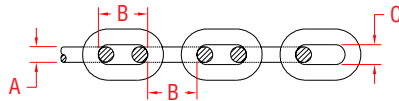
SUNCOR STAINLESS, INC.

# CHAIN





## NACM INDUSTRIAL CHAIN 316L STAINLESS STEEL

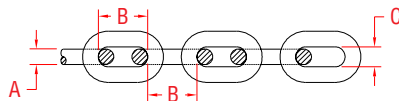


ITEM	SIZE	A	B	C	WLL	BL	WT
					(lb)	(lb)	(lb/ft)
S0602-0004	5/32"	0.16"	0.77"	0.28"	500	2,000	0.23
S0602-0005	3/16"	0.20"	0.95"	0.38"	1,200	4,800	0.30
S0602-0007	1/4"	0.25"	1.00"	0.43"	1,570	6,280	0.57
S0602-0008	5/16"	0.32"	0.94"	0.46"	2,400	9,600	0.98
S0602-0010	3/8"	0.39"	1.22"	0.57"	3,550	14,200	1.60
S0602-0012*	1/2" (7/16)	0.47"	1.50"	0.78"	5,400	21,600	2.00
S0602-0016*	5/8"	0.63"	1.91"	0.90"	9,800	39,200	3.31
S0602-0020*	3/4"	0.75"	2.75"	1.10"	15,000	60,000	5.00
S0602-0025*	1"	1.00"	3.53"	1.61"	23,250	73,000	9.00

**NOTE:**  
MOST COMMONLY USED CHAIN FOR MARINE APPLICATIONS. THIS CHAIN COMPLIES FULLY WITH ALL REQUIREMENTS OF THE U.S. NATIONAL ASSOCIATION OF CHAIN MANUFACTURERS' SPECS.



## NACM INDUSTRIAL CHAIN 304L STAINLESS STEEL


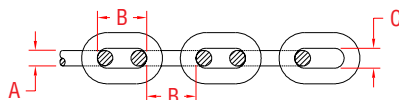


ITEM	SIZE	A	B	C	WLL	BL	WT
					(lb)	(lb)	(lb/ft)
S0605-0004	5/32"	0.16"	0.77"	0.28"	500	2,000	0.23
S0605-0005	3/16"	0.20"	0.95"	0.38"	1,200	4,800	0.30
S0605-0007	1/4"	0.25"	1.00"	0.43"	1,570	6,280	0.57
S0605-0008	5/16"	0.32"	0.94"	0.46"	2,400	9,600	0.98
S0605-0010	3/8"	0.39"	1.22"	0.57"	3,550	14,200	1.60

**NOTE:**  
MOST ECONOMIC AND COMMONLY USED CHAIN FOR INDUSTRIAL APPLICATIONS. THIS CHAIN COMPLIES FULLY WITH ALL REQUIREMENTS OF THE U.S. NATIONAL ASSOCIATION OF CHAIN MANUFACTURERS' (NACM) SPECIFICATIONS.



## NACM CHAIN (S4) 316L STAINLESS STEEL

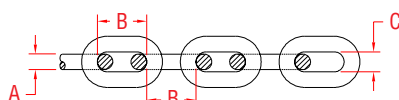


ITEM	SIZE	A	B	C	WLL	BL	WT
					(lb)	(lb)	(lb/ft)
S0604-0007	1/4" (9/32)	0.28"	0.84"	0.40"	2,000	8,000	0.67
S0604-0008	5/16"	0.32"	1.02"	0.47"	2,400	9,600	0.92
S0604-0010	3/8"	0.39"	1.22"	0.57"	3,550	14,200	1.60
S0604-0013*	1/2"	0.51"	1.59"	0.76"	6,500	26,000	2.10

**NOTE:**  
SUNCOR GRADE S4 CHAIN IS MADE TO "G4" DIMENSIONS. IT FITS MANY STANDARD U.S. WINDLASSES AND INDUSTRIAL APPLICATIONS. THIS CHAIN COMPLIES FULLY WITH ALL REQUIREMENTS OF THE U.S. NATIONAL ASSOCIATION OF CHAIN MANUFACTURERS' (NACM'S) SPECIFICATIONS.



## LIFTING CHAIN (S5) 316L STAINLESS STEEL



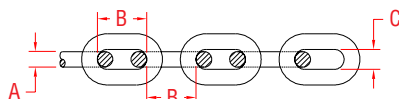
ITEM	SIZE	A	B	C	WLL	BL	WT
					(lb)	(lb)	(lb/ft)
S0603-0005*	3/16"	0.19"	0.58"	0.25"	1,100	4,400	0.36
S0603-0007	1/4" (9/32)	0.28"	0.85"	0.38"	2,200	8,800	0.67
S0603-0008*	5/16"	0.32"	0.95"	0.45"	2,700	10,800	0.98
S0603-0010*	3/8"	0.39"	1.18"	0.55"	4,400	17,600	1.41
S0603-0013*	1/2"	0.51"	1.55"	0.75"	7,300	29,200	2.60

**RATED FOR OVERHEAD LIFTING**

**NOTE:**  
CALIBRATED SUNCOR GRADE 50 LIFTING CHAIN, MADE TO GRADE 80 DIMENSIONS. NEVER EXCEED WORKING LOAD LIMIT. WORKING LOADS ARE BASED ON GRADUAL PULL AND NOT SHOCK LOADS. MAKE SURE THAT ALL COMPONENTS IN YOUR ASSEMBLY ARE OVERHEAD LIFTING RATED AND HAVE THE SAME WORKING LOADS.



## ANCHOR CHAIN (S1) 316L STAINLESS STEEL



ITEM	SIZE	A	B	C	WLL	BL	WT
					(lb)	(lb)	(lb/ft)
S0601-0007	1/4" (9/32)	0.28"	0.87"	0.36"	2,000	8,000	0.76
S0601-0008	5/16"	0.32"	0.95"	0.41"	2,400	9,600	0.94
S0601-0010	3/8"	0.39"	1.10"	0.54"	3,750	15,000	1.60
S0601-0013	1/2"	0.51"	1.38"	0.74"	6,500	26,000	2.74

**NOTE:**  
THIS CALIBRATED CHAIN HAS DIMENSIONS OF "BBB" CHAIN AND FITS MANY STANDARD WINDLASSES. ALSO SEE THE S0604 SERIES FOR OTHER WINDLASS CHAIN.  
THIS CHAIN COMPLIES WITH ALL REQUIREMENTS OF DIN 766.

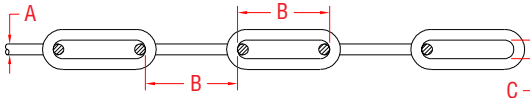

**LIMITED LIFETIME WARRANTY**

# SUNCOR STAINLESS

TEL 508-732-9191 • FAX 508-732-9798 • ORDERS ONLY 800-394-2222

www.suncorstainless.com

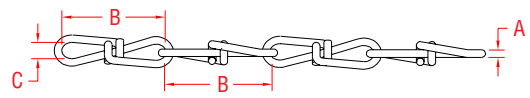
## LONG LINK CHAIN (S6) 304L STAINLESS STEEL



ITEM	SIZE	A	B	C	WLL	BL	WT
					(lb)	(lb)	(lb/ft)
S0606-0001*	5/64"	0.08"	0.48"	0.14"	180	720	0.06
S0606-0002*	3/32-7/64"	0.10"	0.69"	0.16"	300	1,200	0.10
S0606-0003*	1/8"	0.12"	1.03"	0.20"	380	1,520	0.11
S0606-0004	5/32"	0.15"	1.26"	0.35"	500	2,000	0.18
S0606-0005	3/16"	0.20"	1.42"	0.39"	900	3,600	0.28
S0606-0006	1/4"	0.24"	1.62"	0.47"	1,200	4,800	0.42


**NOTE:**  
LONG LINK CHAIN IS THE LEAST EXPENSIVE STAINLESS STEEL CHAIN. THE LINKS ON AVERAGE ARE 1.5 TIMES LONGER THAN STANDARD CHAIN LINKS.  
THIS CHAIN COMPLIES WITH ALL REQUIREMENTS OF DIN 5685-C.

## DOUBLE LOOP CHAIN (S7) 304 STAINLESS STEEL

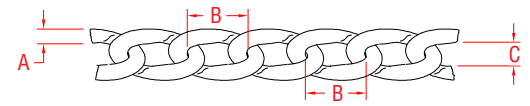



ITEM	SIZE	A	B	C	WLL	BL	WT
					(lb)	(lb)	(lb/100')
S0626-0003	#3	0.08"	1.14"	0.25"	90	360	6.1
S0626-0002	#1	0.11"	1.71"	0.35"	155	620	10.0
S0626-0001	2/0	0.14"	1.82"	0.37"	255	1,020	17.0

**NOTE:**  
SOLD IN 100 FOOT LENGTHS ONLY.  
I/A/W ASTM A466 AND NACM STANDARDS.  
IDEAL FOR SWINGS, DECORATING APPLICATIONS AND NOVELTIES. OTHER SIZES AVAILABLE IN BULK ON SPECIAL ORDER.  
WT/hd. = WEIGHT PER HUNDRED FEET.



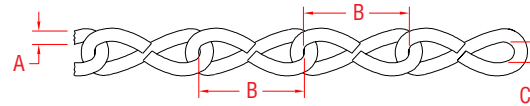
## TWIST LINK CHAIN (S8) 304 STAINLESS STEEL



ITEM	SIZE	A	B	C	WLL	WT
					(lb)	(lb/ft)
S0611-0001	5/64"	0.07"	0.30"	0.13"	150	0.07
S0611-0002	3/32"	0.09"	0.31"	0.16"	190	0.09
S0611-0003	1/8"	0.11"	0.50"	0.27"	280	0.13
S0611-M003	1/8"	0.11"	0.48"	0.22"	280	0.13
S0611-0004	9/64"	0.14"	0.53"	0.24"	400	0.16
S0611-0005	5/32"	0.15"	0.59"	0.26"	550	0.20


**NOTE:**  
IDEAL FOR DECORATIVE APPLICATIONS, SWINGS, ANIMAL CONTROL, WALLETS AND ACCESSORIES. WE IMPORT A 1/8" CHAIN (S0611-M003) FOR USE IN DAIRY APPLICATIONS. THE LINKS ARE 0.44" TALL BY 0.73" LONG (OUTSIDE DIMENSION).

## SINGLE JACK CHAIN (S9) 304/302 STAINLESS STEEL

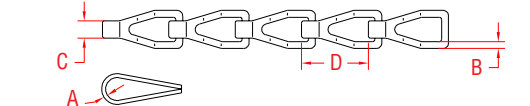


ITEM	SIZE	A	B	C	WLL	BL	WT	
					(lb)	(lb)	(lb/100')	
S0621-0000	#18	1.2 MM	0.05"	0.39"	0.12"	5	20	1.85
S0621-0001	#16	1.6 MM	0.06"	0.52"	0.15"	10	40	3.00
S0621-0002	#14	2.0 MM	0.08"	0.63"	0.20"	16	65	5.00
S0621-0003	#12	2.5 MM	0.10"	0.75"	0.23"	29	115	8.50
S0621-0004	#10	3.3 MM	0.13"	0.85"	0.31"	43	170	14.70

**NOTE:**  
SOLD IN 100 FOOT LENGTHS ONLY.  
I/A/W ASTM A466 AND NACM STANDARDS.  
U.S. STANDARD CHAIN.  
IDEAL FOR LIGHTING FIXTURES AND NOVELTIES.  
WT/hd. = WEIGHT PER HUNDRED FEET.




## SASH CHAIN (S10) 302 STAINLESS STEEL



ITEM	SIZE	A	B	C	D	WLL	WT	
						(lb)	(lb/100')	
S0631-0001	#35	0.9 MM	0.035"	0.08"	0.15"	0.55"	225	7
S0631-0002	#25	1.1 MM	0.042"	0.06"	0.11"	0.56"	200	5
S0631-0003	#8	0.6 MM	0.035"	0.06"	0.12"	0.56"	150	4

**NOTE:**  
SOLD IN 100 FOOT LENGTHS ONLY.  
I/A/W ASTM A466 AND NACM STANDARDS.  
IDEAL FOR SMOOTH OPERATIONS OVER PULLEYS, LIGHTING FIXTURES AND NOVELTIES.  
WT/hd. = WEIGHT PER HUNDRED FEET.




Key:

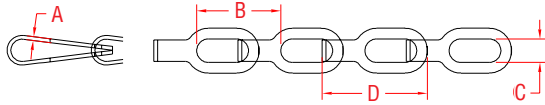
Made in USA	Drop Forged	Precision Machined	Wire Formed	Suncor Exclusive
Import	Precision Cast	Stamped	Load Rated	New Product

ORDERS ONLY: 800-394-2222 (USA)  
877-495-5510 (CANADA)

All logos, icons, images, measurements and descriptions are the sole property of Suncor Stainless, Inc.  
© 2013 Suncor Stainless, Inc.




## SAFETY CHAIN 302 STAINLESS STEEL



ITEM	SIZE	A	B	C	D	WLL	WT
						(lb)	(lb/100')
S0641-0001	1/0	0.025"	0.50"	0.12"	0.60"	75	2.70
S0641-0002	2/0	0.025"	0.43"	0.12"	0.55"	50	2.14

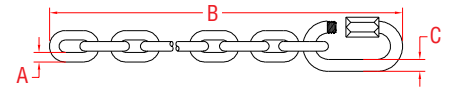
**NOTE:**  
**SOLD IN 100 FOOT LENGTHS ONLY.**  
**ATTACH CHAIN TO CAPS, LIDS, PINS OR ANY OTHER**  
**ITEM THAT COULD BE LOST OR FALL OVERBOARD.**  
**WT/hd. = WEIGHT PER HUNDRED FEET.**

## TRAILER SAFETY CHAIN PACK 316L STAINLESS STEEL



ITEM	A	B	C	WLL	WT
	(size)	(length)	(end link)	(lb)	(lb)
C0275-0001	1/4"	24"	5/16"	1,600	1.35
C0275-0001-CH*	1/4"	24"	5/16"	1,600	1.35
C0275-0002	5/16"	24"	3/8"	2,400	2.20
C0275-0002-CH*	5/16"	24"	3/8"	2,400	2.20
<b>PAIRS</b>					
C0275-0001-2	1/4"	24"	5/16"	1,600	2.70
C0275-0001-2-CH*	1/4"	24"	5/16"	1,600	2.70
C0275-0002-2	5/16"	24"	3/8"	2,400	4.40
C0275-0002-2-CH*	5/16"	24"	3/8"	2,400	4.40

**NOTE: EACH CHAIN LENGTH**  
**CONTAINS ONE END QUICK**  
**LINK, PERMANENTLY MARKED**  
**WITH WLL, LOGO, SS316.**



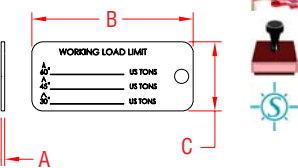
## MARINE CHAIN PRE-PACK 316L STAINLESS STEEL



ITEM	SIZE	LENGTH	WLL	WT
			(lb)	(lb)
C0132-0407	1/4"	4 FT.	1,570	3.00
C0132-0407-CH*	1/4"	4 FT.	1,570	3.00
C0132-0507	1/4"	5 FT.	1,570	3.60
C0132-0508	5/16"	5 FT.	2,400	4.70
C0132-0508-CH*	5/16"	5 FT.	2,400	4.70
C0132-0608	5/16"	6 FT.	2,400	5.20
C0132-0610	3/8"	6 FT.	3,750	9.00
C0132-0610-CH*	3/8"	6 FT.	3,750	9.00

**NOTE:**  
**PRE-CUT CHAIN IN BAR CODED PACKAGING. COMMONLY USED AS LEAD**  
**CHAIN FOR PLEASURE MARINE ANCHORS (GROUND TACKLE).**

## SLING IDENTIFICATION TAG 304 STAINLESS STEEL



ITEM	A	B	C	WT
				(lb)
S0600-0001	0.09"	3.50"	1.50"	0.10
<b>BLANK TAG - SUNCOR LOGO ONLY</b>				
S0600-0002	0.09"	3.50"	1.50"	0.10
S0600-0003	0.06"	2.50"	1.38"	0.05

**NOTE:**  
**THIS TAG IS USED TO PERMANENTLY MARK SLINGS FOR OVERHEAD**  
**LIFTING AND SHOW MAXIMUM WORKING LOADS AT DIFFERENT ANGLES.**  
**MARKING SERVICES AVAILABLE.**

## The Effect of Temperature on the Working Load Limit of Chain

Temperature	Reduction of Working Load Limit	
	WHILE AT Temperature	AFTER EXPOSURE to Temperature
Fahrenheit	Celsius	
Below 400°F	Below 204°C	None
400°-800°F	204°-426°C	0-10%
801°-1000°F	427°-537°C	20%
1001°-1200°F	538°-649°C	30%
1201°-1300°F	650°-704°C	40%
1301°-1400°F	705°-760°C	50%
1401°-1500°F	761°-815°C	60%
1501°-1600°F	816°-871°C	75%



**LIMITED LIFETIME  
WARRANTY**

**SUNCOR STAINLESS**

TEL 508-732-9191 • FAX 508-732-9798 • ORDERS ONLY 800-394-2222

www.suncorstainless.com

## Basic Types of Chain Slings

Sling Types are designated throughout the industry by symbols.



### First Symbol (Basic Type)

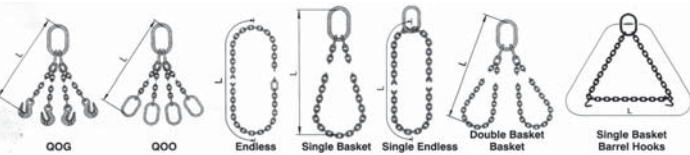
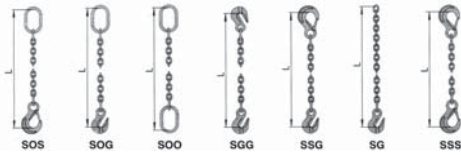
- S** Single Chain Sling with master link and hook, or hook each end.
- C** Single Choker Chain Sling with master link each end. No hooks.
- D** Double Chain Sling with standard master link and hooks.
- T** Triple Chain Sling with standard master link and hooks.
- Q** Quadruple Chain Sling with standard master link and hooks.

### Second Symbol (Type of master link or end link)

- O** Standard Oblong Master Link- Recommended for all types.

### Third Symbol (Type of Hooks)

- S** Slip Hook
- G** Grab Hook



## How to Order Chain Sling Components

1. Determine the maximum **load** to be lifted.
2. Choose the proper **type** of chain sling (single, double, etc.) dictated by the size, shape and weight of the load.
3. Estimate the approximate **angle** between a leg of the sling and the load during operation.
4. Select the proper **attachments** (hooks and master links) for your chain sling.
5. Determine the overall **reach** from bearing point on master link to bearing point on attachment.
6. Choose the chain size which meets your requirements.

**Note:** Angle to the load on multiple leg slings will be 60 degrees or greater as long as the distance between lifting eyes of load is **not** greater than reach shown on identification tag.



Slip Hooks, page 56  
 Grab Hooks, page 56  
 Master Links, page 84  
 Lifting Chain, page 11



## Warnings, Cautions and Proper Use of Chain

### Warnings and Cautions

The use of chain is subject to certain hazards that cannot be met by mechanical or manufacturing means, but only by the exercise of intelligence, care and common sense.

Never exceed the working load limit of the chain or any component.

Chemically active environments may adversely affect chain and components. Do not use in highly acidic or caustic environments. Suncor should be contacted for guidance if the chain will be exposed to chemically active environments during use.

Never field weld or repair chain.

Temperature will affect chain and components. Refer to the "Effect of Temperature on the WLL of Chain" chart on page 13.

### Proper Use

**To protect the users and to prevent damage to the chain, the following safe practices should be followed:**

Select a chain suitable for the application and environment.

The hooks or other components should be of size to fit the intended connections.

Avoid shock loading.

Pad all sharp edges or corners in contact with the chain.

Avoid twisting or kinking the chain.

Never knot chain.


Rig so that the load is properly seated in the hooks or other components. Avoid tip loading of hooks and side loading of chain and components.





SUNCOR STAINLESS, INC.

# TURNBUCKLES

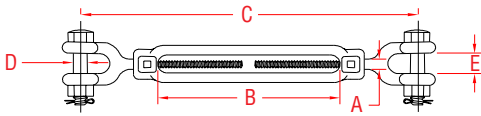


[www.suncorstainless.com](http://www.suncorstainless.com)

# TURNBUCKLES

TURNBUCKLES

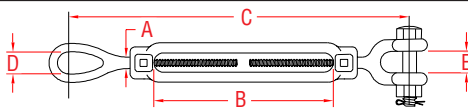
## TURNBUCKLE JAW & JAW 316-NM STAINLESS STEEL



ITEM	A	B	C	D	E	WLL	WT
	(size)	(adjustment)				(lb)	(lb)
S0108-JJ07	1/4"	4.00"	7.75"	0.25"	0.44"	500	0.45
S0108-JJ08	5/16"	4.50"	9.00"	0.25"	0.50"	800	0.65
S0108-JJ10	3/8"	6.00"	10.63"	0.31"	0.56"	1,200	0.90
S0108-JJ13	1/2"	6.00"	12.00"	0.38"	0.63"	2,200	1.60
S0108-JJ16	5/8"	6.00"	13.50"	0.50"	0.75"	3,500	3.05
S0108-JJ20	3/4"	6.00"	15.00"	0.63"	1.00"	5,200	4.25
S0108-JJ25	1"	6.00"	18.00"	0.88"	1.25"	8,000	10.59
S0108-JJ25-1	1"	12.00"	24.00"	0.88"	1.25"	8,000	12.66
S0108-JJ32-1*	1-1/4"	12.00"	26.63"	1.13"	1.88"	12,500	22.32
S0108-JJ38-1*	1-1/2"	12.00"	28.95"	1.36"	2.19"	17,000	31.04

**NOTE:** MEETS WLL AND DIMENSIONS OF ASTM SPECIFICATION F1145-92 TYPE 1, CLASS G. \*JAWS FOR SIZES -JJ32-1 & -JJ38-1, FEATURE A ROUND PIN W/ COTTER.

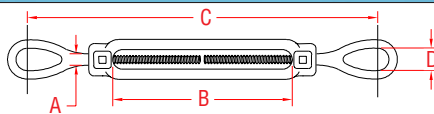
## TURNBUCKLE JAW & EYE 316-NM STAINLESS STEEL



ITEM	A	B	C	D	E	WLL	WT
	(size)	(adjustment)				(lb)	(lb)
S0109-JE07	1/4"	4.00"	7.88"	0.33"	0.44"	500	0.35
S0109-JE08	5/16"	4.50"	9.25"	0.41"	0.50"	800	0.60
S0109-JE10	3/8"	6.00"	11.00"	0.50"	0.56"	1,200	0.80
S0109-JE13	1/2"	6.00"	12.50"	0.75"	0.63"	2,200	1.55
S0109-JE16	5/8"	6.00"	14.00"	0.87"	0.75"	3,500	2.69
S0109-JE20	3/4"	6.00"	15.63"	1.00"	1.00"	5,200	4.00
S0109-JE25	1"	6.00"	19.00"	1.38"	1.25"	8,000	9.66
S0109-JE25-1	1"	12.00"	25.00"	1.38"	1.25"	8,000	11.79
S0109-JE32-1*	1-1/4"	12.00"	27.50"	1.71"	1.88"	12,500	19.96

**NOTE:** MEETS WLL AND DIMENSIONS OF ASTM SPECIFICATION F1145-92 TYPE 1, CLASS H. \*JAW FOR SIZE -JE32-1, FEATURES A ROUND PIN W/ COTTER.

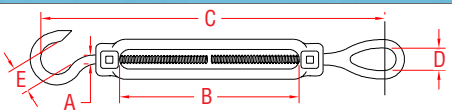
## TURNBUCKLE EYE & EYE 316-NM STAINLESS STEEL



ITEM	A	B	C	D	WLL	WT
	(size)	(adjustment)			(lb)	(lb)
S0107-EE07	1/4"	4.00"	8.00"	0.33"	500	0.30
S0107-EE08	5/16"	4.50"	9.25"	0.41"	800	0.50
S0107-EE10	3/8"	6.00"	11.50"	0.50"	1,200	0.85
S0107-EE13	1/2"	6.00"	13.00"	0.75"	2,200	1.30
S0107-EE16	5/8"	6.00"	14.50"	0.87"	3,500	2.30
S0107-EE20	3/4"	6.00"	16.25"	1.00"	5,200	3.50
S0107-EE25	1"	6.00"	20.00"	1.38"	8,000	8.85
S0107-EE25-1	1"	12.00"	25.50"	1.38"	8,000	10.91
S0107-EE32-1	1-1/4"	12.00"	28.38"	1.71"	12,500	17.60

**NOTE:** MEETS WLL AND DIMENSIONS OF ASTM SPECIFICATION F1145-92 TYPE 1, CLASS D. BODIES ONLY ON PAGE 23: S0106-BD SERIES. NUTS ARE AVAILABLE (PAGE 96), BUT SOLD SEPARATELY.

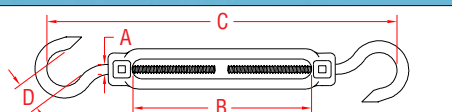
## TURNBUCKLE HOOK & EYE 316-NM STAINLESS STEEL



ITEM	A	B	C	D	E	WLL	WT
	(size)	(adjustment)				(lb)	(lb)
S0110-HE07	1/4"	4.00"	7.50"	0.33"	0.39"	300	0.25
S0110-HE08	5/16"	4.50"	8.50"	0.41"	0.44"	500	0.45
S0110-HE10	3/8"	6.00"	10.75"	0.51"	0.52"	750	0.67
S0110-HE13	1/2"	6.00"	12.00"	0.75"	0.55"	1,050	1.20
S0110-HE16	5/8"	6.00"	13.50"	0.87"	0.57"	1,600	2.10
S0110-HE20	3/4"	6.00"	15.50"	1.00"	0.90"	2,000	3.00

**NOTE:** MEETS WLL AND DIMENSIONS OF ASTM SPECIFICATION F1145-92 TYPE 1, CLASS F. BODIES AND EYES ARE FORGED. HOOKS ARE FORMED AND COLD FORGED. BODIES ONLY ON PAGE 23: S0106-BD SERIES. NUTS ARE AVAILABLE (PAGE 96), BUT SOLD SEPARATELY.

## TURNBUCKLE HOOK & HOOK 316-NM STAINLESS STEEL



ITEM	A	B	C	D	WLL	WT
	(size)	(adjustment)			(lb)	(lb)
S0111-HH07	1/4"	4.00"	6.87"	0.39"	300	0.22
S0111-HH08	5/16"	4.50"	7.75"	0.44"	500	0.35
S0111-HH10	3/8"	6.00"	10.37"	0.52"	750	0.60
S0111-HH13	1/2"	6.00"	10.50"	0.55"	1,050	1.10
S0111-HH16	5/8"	6.00"	14.25"	0.57"	1,600	1.90
S0111-HH20	3/4"	6.00"	14.25"	0.90"	2,000	2.75

**NOTE:** MEETS WLL AND DIMENSIONS OF ASTM SPECIFICATION F1145-92 TYPE 1, CLASS E. BODIES AND EYES ARE FORGED. HOOKS ARE FORMED AND COLD FORGED. BODIES ONLY ON PAGE 23: S0106-BD SERIES. NUTS ARE AVAILABLE (PAGE 96), BUT SOLD SEPARATELY.



**Key:**



Made in USA



Drop Forged



Precision Machined



Wire Formed



Suncor Exclusive



Import



Precision Cast



Stamped



Load Rated



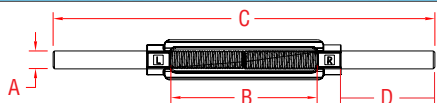
New Product

ORDERS ONLY: 800-394-2222 (USA)  
877-495-5510 (CANADA)

All logos, icons, images, measurements and descriptions are the sole property of Suncor Stainless, Inc. © 2013 Suncor Stainless, Inc.



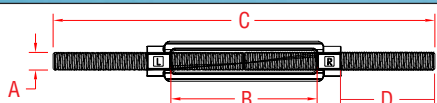
## TURNBUCKLE STUB & STUB 316-NM STAINLESS STEEL



ITEM	A	B	C	D	WLL	WT
	(size)	(adjustment)			(lb)	(lb)
S0112-SS07	1/4"	4.00"	9.00"	2.00"	500	0.27
S0112-SS08	5/16"	4.50"	10.50"	2.50"	800	0.67
S0112-SS10	3/8"	6.00"	13.00"	2.85"	1,200	0.72
S0112-SS13	1/2"	6.00"	14.13"	3.30"	2,200	1.23
S0112-SS16	5/8"	6.00"	15.00"	3.38"	3,500	2.25
S0112-SS20	3/4"	6.00"	16.00"	3.85"	5,200	3.19
S0112-SS25	1"	6.00"	18.00"	4.65"	8,000	6.32
S0112-SS25-1	1"	12.00"	24.38"	4.65"	8,000	10.43
S0112-SS32-1	1-1/4"	12.00"	26.00"	4.90"	12,500	14.75

**NOTE:** MEETS WLL AND DIMENSIONS OF ASTM SPECIFICATION F1145-92 TYPE 1, CLASS C. BODIES ONLY ON PAGE 23. NUTS ARE AVAILABLE (PAGE 96), BUT SOLD SEPARATELY.

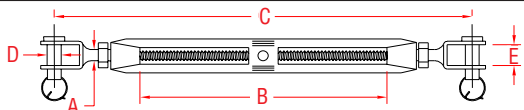
## TURNBUCKLE FULL THREAD 316-NM STAINLESS STEEL



ITEM	A	B	C	D	WLL	WT
	(size)	(adjustment)			(lb)	(lb)
S0112-TS07	1/4"	4.00"	9.00"	2.00"	500	0.26
S0112-TS08	5/16"	4.50"	10.50"	2.25"	800	0.64
S0112-TS10	3/8"	6.00"	13.00"	2.88"	1,200	0.68
S0112-TS13	1/2"	6.00"	14.00"	3.00"	2,200	1.17
S0112-TS16	5/8"	6.00"	15.00"	3.25"	3,500	2.14
S0112-TS20	3/4"	6.00"	16.00"	3.50"	5,200	3.03
S0112-TS25	1"	6.00"	18.00"	4.00"	8,000	6.00

**NOTE:** MEETS WLL AND DIMENSIONS OF ASTM SPECIFICATION F1145-92 TYPE 1. BODIES ONLY ON PAGE 23. NUTS ARE AVAILABLE (PAGE 96), BUT SOLD SEPARATELY.


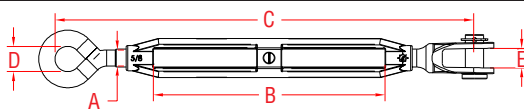
## TURNBUCKLE OPEN JAW & JAW 316 STAINLESS STEEL



ITEM	A	B	C	D	E	WLL
	(size)	(adjustment)				(lb)
S0105-0005	3/16"	2.50"	4.81"	0.18"	0.30"	300
S0105-0007	1/4"	3.00"	5.75"	0.22"	0.38"	440
S0105-0008	5/16"	4.00"	7.12"	0.30"	0.40"	800
S0105-0010	3/8"	6.00"	10.00"	0.37"	0.46"	1,200
S0105-0013	1/2"	6.00"	11.00"	0.46"	0.59"	2,200
S0105-0016	5/8"	8.00"	14.50"	0.63"	0.69"	2,800
S0105-0020	3/4"	10.00"	18.00"	0.73"	0.76"	3,500

**NOTE:** ECONOMICAL, YET HIGH QUALITY TURNBUCKLE WITH PRECISION CAST BODY. JAWS ARE FORMED AND WELDED. BODIES ONLY ON PAGE 23. THREADS ARE STANDARD "UNC".


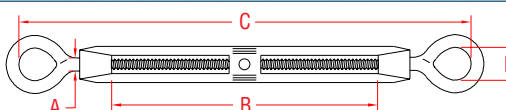
## TURNBUCKLE JAW & EYE 316 STAINLESS STEEL



ITEM	A	B	C	D	E	WLL
	(size)	(adjustment)				(lb)
S0154-JE05	3/16"	2.50"	5.12"	0.38"	0.30"	300
S0154-JE07	1/4"	3.00"	5.87"	0.44"	0.38"	440
S0154-JE08	5/16"	4.00"	7.12"	0.50"	0.44"	800
S0154-JE10	3/8"	6.00"	10.25"	0.65"	0.50"	1,200
S0154-JE13	1/2"	6.00"	11.62"	0.75"	0.63"	2,200
S0154-JE16	5/8"	8.00"	14.50"	0.87"	0.63"	2,800
S0154-JE20	3/4"	10.00"	17.00"	1.10"	0.85"	3,500

**NOTE:** ECONOMICAL, YET HIGH QUALITY TURNBUCKLE WITH PRECISION CAST BODY. JAW AND EYE ARE FORMED AND WELDED. THREADS ARE STANDARD "UNC". BODIES ONLY ON PAGE 23. NUTS ARE AVAILABLE (PAGE 96), BUT SOLD SEPARATELY.

## TURNBUCKLE EYE & EYE 316 STAINLESS STEEL



ITEM	A	B	C	D	WLL	WT
	(size)	(adjustment)			(lb)	(lb)
S0154-EE05	3/16"	2.50"	5.19"	0.38"	300	0.08
S0154-EE07	1/4"	3.00"	5.90"	0.44"	440	0.18
S0154-EE08	5/16"	4.00"	7.00"	0.50"	800	0.33
S0154-EE10	3/8"	6.00"	10.25"	0.65"	1,200	0.68
S0154-EE13	1/2"	6.00"	10.81"	0.75"	2,200	1.31
S0154-EE16	5/8"	8.00"	14.32"	0.87"	2,800	2.40
S0154-EE20	3/4"	10.00"	17.31"	1.10"	3,500	4.33

**NOTE:** ECONOMICAL, YET HIGH QUALITY TURNBUCKLE WITH PRECISION CAST BODY. EYES ARE FORMED AND WELDED. THREADS ARE STANDARD "UNC". BODIES ONLY ON PAGE 23. NUTS ARE AVAILABLE (PAGE 96), BUT SOLD SEPARATELY.

**LIMITED LIFETIME WARRANTY**

**SUNCOR STAINLESS**

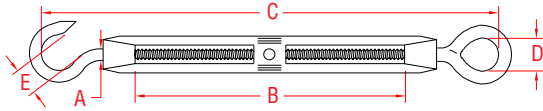
TEL 508-732-9191 • FAX 508-732-9798 • ORDERS ONLY 800-394-2222

www.suncorstainless.com

# TURNBUCKLES

TURNBUCKLES

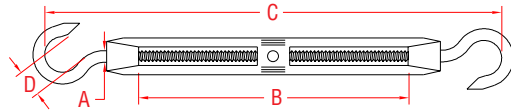
## TURNBUCKLE HOOK & EYE 316 STAINLESS STEEL



ITEM	A (size)	B (adjustment)	C	D	E	WLL (lb)
S0154-HE05	3/16"	2.50"	5.12"	0.38"	0.30"	100
S0154-HE07	1/4"	3.00"	5.87"	0.44"	0.38"	200
S0154-HE08	5/16"	4.00"	7.12"	0.50"	0.44"	400
S0154-HE10	3/8"	6.00"	10.25"	0.65"	0.50"	700
S0154-HE13	1/2"	6.00"	11.62"	0.75"	0.63"	1,000
S0154-HE16	5/8"	8.00"	14.50"	0.87"	0.63"	1,600
S0154-HE20	3/4"	10.00"	17.00"	1.10"	0.85"	2,000

**NOTE:**  
ECONOMICAL, YET HIGH QUALITY TURNBUCKLE WITH PRECISION CAST BODY. EYES ARE FORMED AND WELDED. THREADS ARE STANDARD "UNC". BODIES ONLY ON PAGE 23. NUTS ARE AVAILABLE (PAGE 96), BUT SOLD SEPARATELY.

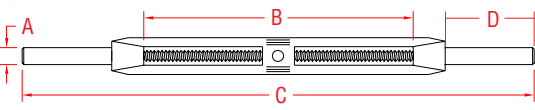
## TURNBUCKLE HOOK & HOOK 316 STAINLESS STEEL



ITEM	A (size)	B (adjustment)	C	D	WLL (lb)	WT (lb)
S0154-HH05	3/16"	2.50"	4.94"	0.30"	100	0.07
S0154-HH07	1/4"	3.00"	6.18"	0.38"	200	0.17
S0154-HH08	5/16"	4.00"	7.56"	0.44"	400	0.32
S0154-HH10	3/8"	6.00"	10.38"	0.50"	700	0.66
S0154-HH13	1/2"	6.00"	10.62"	0.63"	1,000	1.26
S0154-HH16	5/8"	8.00"	14.38"	0.63"	1,500	2.30
S0154-HH20	3/4"	10.00"	16.87"	1.10"	2,000	3.85

**NOTE:**  
ECONOMICAL, YET HIGH QUALITY TURNBUCKLE WITH PRECISION CAST BODY. HOOKS ARE FORMED. THREADS ARE STANDARD "UNC". BODIES ONLY ON PAGE 23. NUTS ARE AVAILABLE (PAGE 96), BUT SOLD SEPARATELY.

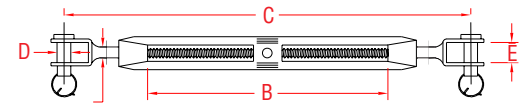
## TURNBUCKLE STUB & STUB 316 STAINLESS STEEL



ITEM	A (size)	B (adjustment)	C	D	WT (lb)
S0154-SS05	3/16"	2.50"	5.04"	0.85"	0.08
S0154-SS07	1/4"	3.00"	9.04"	2.50"	0.20
S0154-SS08	5/16"	4.00"	10.56"	2.75"	0.36
S0154-SS10	3/8"	6.00"	13.04"	2.85"	0.70
S0154-SS13	1/2"	6.00"	14.42"	3.35"	1.32
S0154-SS16	5/8"	8.00"	16.28"	3.25"	2.26
S0154-SS20	3/4"	10.00"	18.75"	3.38"	3.66

**NOTE:**  
ECONOMICAL, YET HIGH QUALITY TURNBUCKLE WITH PRECISION CAST BODY. THREADS ARE STANDARD "UNC". BODIES ONLY ON PAGE 23. NUTS ARE AVAILABLE (PAGE 96), BUT SOLD SEPARATELY.

## TURNBUCKLE JAW & JAW 316 STAINLESS STEEL



ITEM	A (size)	B (adjustment)	C	D	E	WLL (lb)
S0154-JJ05	3/16"	2.50"	4.81"	0.18"	0.30"	300
S0154-JJ07	1/4"	3.00"	5.75"	0.22"	0.38"	440
S0154-JJ08	5/16"	4.00"	7.12"	0.30"	0.40"	800
S0154-JJ10	3/8"	6.00"	10.00"	0.37"	0.46"	1,200
S0154-JJ13	1/2"	6.00"	11.00"	0.46"	0.59"	2,200
S0154-JJ16	5/8"	8.00"	14.50"	0.63"	0.69"	2,800
S0154-JJ20	3/4"	10.00"	18.00"	0.73"	0.76"	3,500

**NOTE:**  
ECONOMICAL, YET HIGH QUALITY TURNBUCKLE WITH PRECISION CAST BODY. JAWS ARE FORMED AND WELDED. THREADS ARE STANDARD "UNC". BODIES ONLY ON PAGE 23. NUTS ARE AVAILABLE (PAGE 96), BUT SOLD SEPARATELY.



**Key:**



Made in USA



Drop Forged



Precision Machined



Wire Formed



Suncor Exclusive



Precision Cast



Stamped



Load Rated



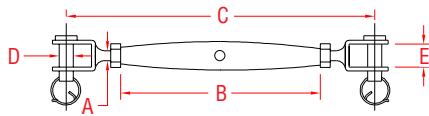
New Product

ORDERS ONLY: 800-394-2222 (USA)  
877-495-5510 (CANADA)

All logos, icons, images, measurements and descriptions are the sole property of Suncor Stainless, Inc. © 2013 Suncor Stainless, Inc.



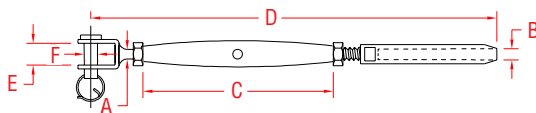
## TURNBUCKLE JAW & JAW 316 STAINLESS STEEL



ITEM	A	B	C	D	E	WLL
	(size)					(lb)
S0101-0005	3/16"	3.13"	4.75"	0.18"	0.30"	300
S0101-0007	1/4"	3.50"	5.50"	0.22"	0.38"	440
S0101-0008	5/16"	4.31"	6.25"	0.30"	0.40"	800
S0101-0010	3/8"	4.87"	7.75"	0.37"	0.46"	1,200
S0101-0013	1/2"	5.80"	9.50"	0.46"	0.59"	2,200
S0101-0016	5/8"	7.50"	12.00"	0.60"	0.65"	2,800

**NOTE:**  
THIS CLOSED TYPE TURNBUCKLE IS IDEAL FOR ARCHITECTURAL APPLICATIONS. BODY IS MACHINED FROM TUBING. JAWS ARE FORMED AND WELDED. BODIES ONLY ON PAGE 23. THREADS ARE STANDARD "UNC".

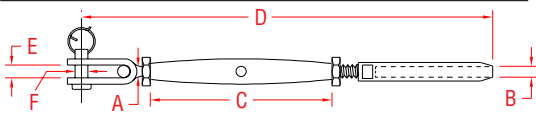
## TURNBUCKLE JAW & SWAGE 316 STAINLESS STEEL



ITEM	A	B	C	D	E	F	WT
	(size)						(lb)
S0781-0703	1/4"	1/8"	4.20"	7.50"	0.38"	0.22"	0.19
S0781-0704	1/4"	5/32"	4.20"	7.75"	0.38"	0.22"	0.21
S0781-0705	1/4"	3/16"	4.25"	8.25"	0.38"	0.22"	0.23
S0781-0904	5/16"	5/32"	4.32"	8.19"	0.40"	0.30"	0.35
S0781-0905	5/16"	3/16"	4.32"	8.56"	0.40"	0.30"	0.37
S0781-1005	3/8"	3/16"	4.90"	9.25"	0.46"	0.37"	0.53
S0781-1007	3/8"	1/4"	4.90"	10.00"	0.46"	0.37"	0.60
S0781-1307	1/2"	1/4"	5.87"	11.87"	0.59"	0.46"	1.09
S0781-1309	1/2"	5/16"	5.87"	12.62"	0.59"	0.46"	1.21
S0781-1610	5/8"	3/8"	7.48"	15.00"	0.70"	0.55"	2.50
S0781-2013	3/4"	1/2"	8.66"	17.40"	0.94"	0.75"	4.20

**NOTE:**  
OTHER CONFIGURATIONS ARE AVAILABLE. BODIES ONLY ON PAGE 23. THREADS ARE "UNF". MACHINE SWAGE ONLY.

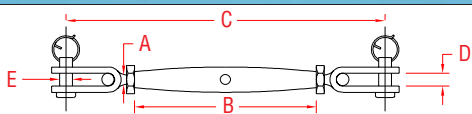
## TURNBUCKLE TOGGLE & SWAGE 316 STAINLESS STEEL



ITEM	A	B	C	D	E	F	WT
	(size)						(lb)
S0782-0501	3/16"	1/16"	3.56"	6.62"	0.26"	0.19"	0.14
S0782-0502	3/16"	3/32"	3.56"	6.87"	0.26"	0.19"	0.14
S0782-0702	1/4"	3/32"	4.20"	7.62"	0.35"	0.23"	0.22
S0782-0703	1/4"	1/8"	4.20"	7.87"	0.35"	0.23"	0.25
S0782-0704	1/4"	5/32"	4.20"	8.12"	0.35"	0.23"	0.27
S0782-0904	5/16"	5/32"	4.32"	8.56"	0.40"	0.31"	0.40
S0782-0905	5/16"	3/16"	4.32"	9.00"	0.40"	0.31"	0.43
S0782-1005	3/8"	3/16"	4.90"	9.75"	0.56"	0.37"	0.64
S0782-1007	3/8"	1/4"	4.90"	10.44"	0.56"	0.37"	0.69
S0782-1307	1/2"	1/4"	5.87"	12.25"	0.63"	0.47"	1.32
S0782-1309	1/2"	5/16"	5.87"	13.00"	0.63"	0.47"	1.50
S0782-1610	5/8"	3/8"	7.50"	17.00"	0.80"	0.62"	2.69

**NOTE:**  
OTHER CONFIGURATIONS ARE AVAILABLE. BODIES ONLY ON PAGE 23. THREADS ARE "UNF". MACHINE SWAGE ONLY.

## TURNBUCKLE TOGGLE & TOGGLE 316 STAINLESS STEEL



ITEM	A	B	C	D	E	WLL
	(size)					(lb)
S0783-0005	3/16"	3.56"	6.00"	0.26"	0.19"	240
S0783-0007	1/4"	4.20"	6.87"	0.35"	0.23"	550
S0783-0008	5/16"	4.32"	7.63"	0.40"	0.31"	860
S0783-0010	3/8"	4.90"	9.12"	0.56"	0.37"	1,700
S0783-0013	1/2"	5.87"	10.87"	0.63"	0.47"	2,060
S0783-0016	5/8"	7.50"	13.75"	0.80"	0.62"	2,800

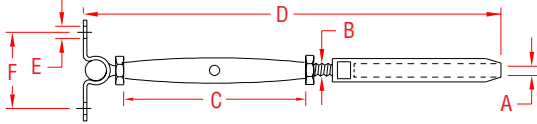
**NOTE:**  
THIS TURNBUCKLE IS IDEAL FOR ARCHITECTURAL AND MARINE APPLICATIONS. BODY IS MACHINED FROM TUBING. BODIES ONLY ON PAGE 23. TOGGLES ARE FORMED. THREADS ARE "UNF".



# TURNBUCKLES

TURNBUCKLES

## TURNBUCKLE WALL MOUNT & SWAGE 316 STAINLESS STEEL



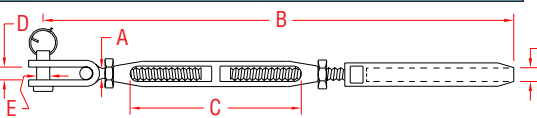
ITEM	A	B	C	D	E	F	WT
	(size)						(lb)
S0784-0703	1/8"	1/4"	4.20"	7.25"	0.25"	1.58"	0.25
S0784-0704	5/32"	1/4"	4.20"	7.50"	0.25"	1.58"	0.28
S0784-0705	3/16"	1/4"	4.20"	8.00"	0.25"	1.58"	0.32

**NOTE:**  
THREADS ARE "UNF". MACHINE SWAGE ONLY. TURNBUCKLES WITH QUICK ATTACH™ FITTINGS ARE SHOWN ON PAGES 46.

**BODIES ONLY ON PAGE 23.**

**REFERENCE "FASTENER MATCHING CHART" (PAGE 154) FOR COMPATIBLE FASTENERS.**

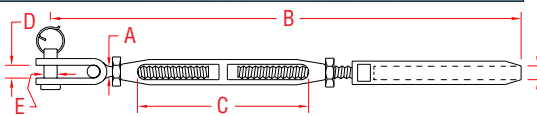
## TURNBUCKLE TOGGLE & SWAGE CHROMED BRONZE BODY & STAINLESS ENDS



ITEM	A	B	C	D	E	F	WT
	(size)		(adjustment)			(wire)	(lb)
S0786-0703	1/4"	8.37"	3.50"	0.35"	0.23"	1/8"	0.27
S0786-0704	1/4"	8.81"	3.50"	0.35"	0.23"	5/32"	0.28
S0786-0705	1/4"	8.87"	3.50"	0.35"	0.23"	3/16"	0.32
S0786-0904	5/16"	9.25"	3.80"	0.40"	0.31"	5/32"	0.42
S0786-0905	5/16"	9.62"	3.80"	0.40"	0.31"	3/16"	0.44
S0786-1005	3/8"	11.50"	4.40"	0.56"	0.37"	3/16"	0.77
S0786-1006	3/8"	11.50"	4.40"	0.56"	0.37"	7/32"	0.79
S0786-1007	3/8"	11.50"	4.40"	0.56"	0.37"	1/4"	0.81
S0786-1307	1/2"	13.00"	4.62"	0.63"	0.47"	1/4"	1.48
S0786-1308	1/2"	13.25"	4.62"	0.63"	0.47"	9/32"	1.50
S0786-1309	1/2"	13.75"	4.62"	0.63"	0.47"	5/16"	1.50

**NOTE: THREADS ARE "UNF". MACHINE SWAGE ONLY.**

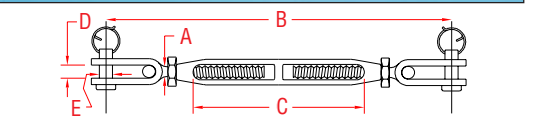
## TURNBUCKLE TOGGLE & SWAGE BRONZE BODY & STAINLESS ENDS



ITEM	A	B	C	D	E	F	WT
	(size)		(adjustment)			(wire)	(lb)
S0789-0703	1/4"	8.37"	3.50"	0.35"	0.23"	1/8"	0.27
S0789-0704	1/4"	8.81"	3.50"	0.35"	0.23"	5/32"	0.28
S0789-0705	1/4"	8.87"	3.50"	0.35"	0.23"	3/16"	0.32
S0789-0904	5/16"	9.25"	3.80"	0.40"	0.31"	5/32"	0.42
S0789-0905	5/16"	9.62"	3.80"	0.40"	0.31"	3/16"	0.44
S0789-1005	3/8"	11.50"	4.40"	0.56"	0.37"	3/16"	0.63
S0789-1007	3/8"	11.50"	4.40"	0.56"	0.37"	1/4"	0.67
S0789-1307	1/2"	13.00"	4.62"	0.63"	0.47"	1/4"	1.48
S0789-1308	1/2"	13.25"	4.62"	0.63"	0.47"	9/32"	1.50
S0789-1309	1/2"	13.75"	4.62"	0.63"	0.47"	5/16"	1.50

**NOTE: THREADS ARE "UNF". OTHER CONFIGURATIONS, SUCH AS TOGGLE/TOGGLE ARE AVAILABLE.**

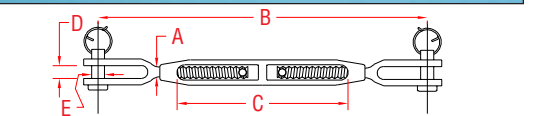
## TURNBUCKLE TOGGLE & TOGGLE CHROMED BRONZE BODY & STAINLESS ENDS



ITEM	A	B	C	D	E	WLL
	(size)		(adjustment)			(lb)
S0785-0007	1/4"	7.12"	3.50"	0.35"	0.23"	550
S0785-0009	5/16"	8.25"	3.80"	0.40"	0.31"	860
S0785-0010	3/8"	9.75"	4.40"	0.56"	0.37"	1,700
S0785-0013	1/2"	11.62"	4.62"	0.63"	0.47"	2,060

**NOTE:**  
SILICON BRONZE, THEN CHROMED TO PREVENT GALLING. THE END FITTINGS ARE MADE FROM 316 STAINLESS STEEL. THREADS ARE "UNF".

## TURNBUCKLE JAW & JAW CHROMED BRONZE BODY & ENDS



ITEM	A	B	C	D	E	WLL	WT
	(size)		(adjustment)			(lb)	(lb)
S0787-0007	1/4"	7.25"	3.50"	0.25"	0.25"	550	0.30
S0787-0009	5/16"	8.50"	3.80"	0.31"	0.31"	860	0.45
S0787-0010	3/8"	8.87"	4.40"	0.38"	0.38"	1,700	0.86
S0787-0013	1/2"	10.75"	4.62"	0.50"	0.50"	2,060	1.62

**NOTE:**  
COMPLETE TURNBUCKLE IS FORGED SILICON BRONZE, THEN CHROMED TO PREVENT GALLING. THREADS ARE "UNF". NUTS ARE AVAILABLE (PAGE 96), BUT SOLD SEPARATELY.



**Key:**



Made in USA



Drop Forged



Precision Machined



Wire Formed



Suncor Exclusive



Import



Precision Cast



Stamped



Load Rated



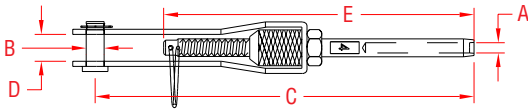
New Product

ORDERS ONLY: 800-394-2222 (USA)  
877-495-5510 (CANADA)

All logos, icons, images, measurements and descriptions are the sole property of Suncor Stainless, Inc.  
© 2013 Suncor Stainless, Inc.



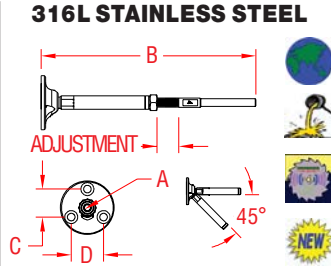
## LIFELINE ADJUSTER 316 STAINLESS STEEL



ITEM	A	B	C	D	E	WT
	(size)					(lb)
S0745-0003	1/8"	0.24"	5.25"	0.42"	4.35"	0.16
S0745-0004	5/32"	0.24"	5.67"	0.42"	4.70"	0.18
S0745-0005	3/16"	0.24"	5.89"	0.42"	4.97"	0.20

**NOTE:**  
TENSIONER DESIGNED FOR, BUT NOT LIMITED TO, LIFELINE APPLICATIONS. S0731-0703 SWAGE STUD (PAGE 33) IS USED IN THIS ASSEMBLY.

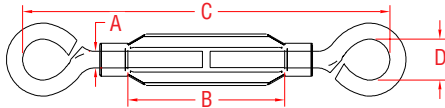

## HANDISWAGE TENSIONER 316L STAINLESS STEEL



ITEM	A	B	C	D	ADJUSTMENT	WT
						(lb)
	(size)					
S0748-H003	1/8"	6.12"	0.78"	0.90"	1.35"	0.14
S0748-H005	3/16"	6.62"	0.78"	0.90"	1.35"	0.16

**NOTE:**  
DESIGNED FOR HAND SWAGE USE ONLY. THE HANDISWAGE TENSIONER IS USED IN ARCHITECTURAL CABLE RAILING APPLICATIONS. THIS TENSIONER IS MADE FROM GRADE 316L STAINLESS STEEL FOR CORROSION RESISTANCE AND DURABILITY. IT FEATURES A SLOTTED BASE TO ACHIEVE ANGLES UP TO 45 DEGREES. CRIMP THE STUD ONTO CABLE USING THE HAND SWAGER (E0113-H600).

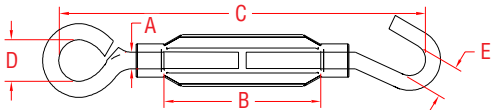
## TURNBUCKLE EYE & EYE ALUMINUM & STAINLESS STEEL



ITEM	A	B	C	D	WLL	WT
	(size)	(adjustment)			(lb)	(lb)
A0154-EE05-A	3/16"	1.61"	3.72"	0.31"	70	0.04
A0154-EE07-A	1/4"	2.04"	4.98"	0.52"	160	0.12
A0154-EE08-A	5/16"	2.62"	5.88"	0.49"	230	0.20
A0154-EE10-A	3/8"	2.98"	7.40"	0.63"	300	0.38

**NOTE:**  
LOWEST COST TURNBUCKLE. BODY IS ALUMINUM; ENDS ARE 304 STAINLESS STEEL. TO BE USED IN LIGHT DUTY APPLICATIONS ONLY. NUTS ARE AVAILABLE (PAGE 96), BUT SOLD SEPARATELY.

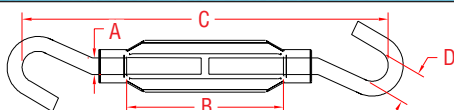

## TURNBUCKLE HOOK & EYE ALUMINUM & STAINLESS STEEL



ITEM	A	B	C	D	E	WLL
	(size)	(adjustment)				(lb)
A0154-HE05-A	3/16"	1.61"	3.70"	0.31"	0.26"	40
A0154-HE07-A	1/4"	2.04"	5.02"	0.52"	0.48"	80
A0154-HE08-A	5/16"	2.62"	6.05"	0.49"	0.48"	125
A0154-HE10-A	3/8"	2.98"	7.37"	0.63"	0.60"	180

**NOTE:**  
LOWEST COST TURNBUCKLE. BODY IS ALUMINUM; ENDS ARE 304 STAINLESS STEEL. TO BE USED IN LIGHT DUTY APPLICATIONS ONLY. NUTS ARE AVAILABLE (PAGE 96), BUT SOLD SEPARATELY.

## TURNBUCKLE HOOK & HOOK ALUMINUM & STAINLESS STEEL



ITEM	A	B	C	D	WLL	WT
	(size)	(adjustment)			(lb)	(lb)
A0154-HH05-A	3/16"	1.61"	3.90"	0.26"	70	0.04
A0154-HH07-A	1/4"	2.04"	5.08"	0.48"	100	0.11
A0154-HH08-A	5/16"	2.62"	6.22"	0.48"	150	0.20
A0154-HH10-A	3/8"	2.98"	7.33"	0.60"	200	0.36

**NOTE:**  
LOWEST COST TURNBUCKLE. BODY IS ALUMINUM; ENDS ARE 304 STAINLESS STEEL. TO BE USED IN LIGHT DUTY APPLICATIONS ONLY. NUTS ARE AVAILABLE (PAGE 96), BUT SOLD SEPARATELY.

**LIMITED LIFETIME WARRANTY**

**SUNCOR STAINLESS**

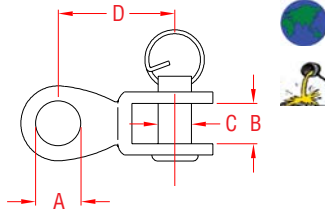
TEL 508-732-9191 • FAX 508-732-9798 • ORDERS ONLY 800-394-2222

www.suncorstainless.com

# TURNBUCKLES

## RIGGING TOGGLE

316 STAINLESS STEEL

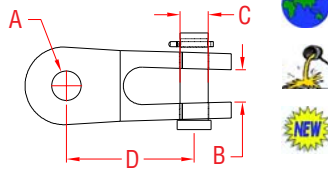


ITEM	A	B	C	D	WLL	WT
	(size)				(lb)	(lb)
S0168-0005	7/32"	0.24"	0.20"	0.87"	300	0.05
S0168-0006	1/4"	0.28"	0.24"	1.12"	400	0.06
S0168-0008	11/32"	0.40"	0.32"	1.25"	800	0.10
S0168-0010	3/8"	0.48"	0.36"	1.43"	1,200	0.16
S0168-0012	1/2"	0.52"	0.48"	2.00"	1,600	0.32

**NOTE:**  
INCLUDES REMOVABLE CLEVIS PIN.

## RIGGING TOGGLE

316 STAINLESS STEEL

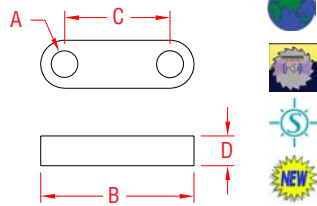


ITEM	A	B	C	D	WLL	WT
	(size)				(lb)	(lb)
S0168-SS07	1/4"	0.26"	0.25"	1.01"	440	0.08
S0168-SS08	5/16"	0.34"	0.31"	1.25"	800	0.11
S0168-SS10	3/8"	0.40"	0.37"	1.50"	1,200	0.17
S0168-SS12	7/16"	0.48"	0.43"	1.94"	1,600	0.28
S0168-SS13	1/2"	0.56"	0.50"	1.87"	2,200	0.45
S0168-SS16	5/8"	0.63"	0.63"	2.60"	3,500	0.84

**NOTE:**  
INCLUDES REMOVABLE CLEVIS PIN.

## UNIVERSAL LINK

316 STAINLESS STEEL



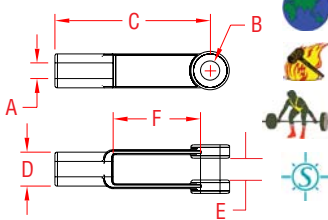
ITEM	SIZE	A	B	C	D	WT
						(lb)
S0100-0007	1/4"	0.28"	1.61"	1.11"	0.31"	0.05
S0100-0008	5/16"	0.31"	1.87"	1.22"	0.34"	0.08
S0100-0010	3/8"	0.40"	2.12"	1.38"	0.46"	0.14
S0100-0013	1/2"	0.50"	2.71"	1.71"	0.50"	0.27

**NOTE:**  
DESIGNED FOR LINKING COMPONENTS WITH MATCHING PIN DIAMETERS. EASILY CONNECT JAWS, SHACKLES, TOGGLES, YOKE ENDS, ETC. THIS UNIVERSAL LINK IS A SIMPLE, YET VERSATILE RIGGING SOLUTION.



## YOKE END UNTHREADED

316-NM STAINLESS STEEL

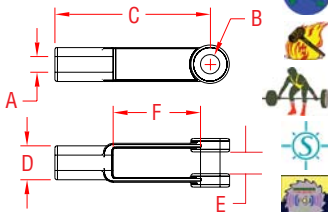


ITEM	A	B	C	D	E	F	WLL
	(nominal size)						(lb)
S0113-U005	3/16"	0.19"	1.56"	0.31"	0.19"	0.89"	300
S0113-U007	1/4"	0.25"	2.00"	0.44"	0.29"	1.08"	500
S0113-U008	5/16"	0.31"	2.25"	0.50"	0.33"	1.26"	800
S0113-U010	3/8"	0.38"	2.55"	0.63"	0.42"	1.45"	1,200
S0113-U013	1/2"	0.50"	3.00"	0.81"	0.58"	1.65"	2,200
S0113-U016	5/8"	0.63"	4.94"	1.06"	0.70"	3.37"	3,500
S0113-U020	3/4"	0.75"	6.06"	1.25"	0.79"	4.25"	5,200

**NOTE:**  
SOLD WITH CLEVIS PINS.  
THIS ITEM IS NOT THREADED. CALL FOR SPECIAL THREADS.

## YOKE END THREADED

316-NM STAINLESS STEEL  
UNC



ITEM	A	B	C	D	E	F	WLL
	(thread size)						(lb)
S0113-RC05	3/16"	0.19"	1.56"	0.31"	0.19"	0.89"	300
S0113-RC07	1/4"	0.25"	2.00"	0.44"	0.29"	1.08"	500
S0113-RC08	5/16"	0.31"	2.25"	0.50"	0.33"	1.26"	800
S0113-RC10	3/8"	0.38"	2.55"	0.63"	0.42"	1.45"	1,200
S0113-RC13	1/2"	0.50"	3.00"	0.81"	0.58"	1.65"	2,200
S0113-RC16	5/8"	0.63"	4.94"	1.06"	0.70"	3.37"	3,500
S0113-RC20	3/4"	0.75"	6.06"	1.25"	0.79"	4.25"	5,200

**NOTE:**  
SOLD WITH CLEVIS PINS.  
"UNC" RIGHT HAND THREADED.



Key:



Made in USA



Drop Forged



Precision Machined



Wire Formed



Suncor Exclusive



Import



Precision Cast



Stamped



Load Rated



New Product

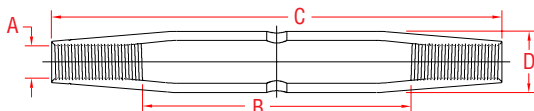
ORDERS ONLY: 800-394-2222 (USA)  
877-495-5510 (CANADA)

All logos, icons, images, measurements and descriptions are the sole property of Suncor Stainless, Inc.  
© 2013 Suncor Stainless, Inc.



## TURNBUCKLE BODY - CLOSED

316 STAINLESS STEEL

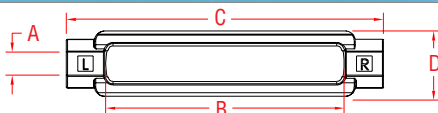


ITEM	A (size)	B (adjustment)	C	D	WLL (lb)	WT (lb)
<b>UNC THREAD</b>						
P0101-BD05	3/16"	3.00"	3.65"	0.39"	300	0.06
P0101-BD07	1/4"	3.50"	4.22"	0.39"	440	0.07
P0101-BD08	5/16"	3.50"	4.42"	0.54"	800	0.14
P0101-BD10	3/8"	3.50"	4.75"	0.67"	1,200	0.19
P0101-BD13	1/2"	4.75"	6.10"	0.79"	2,200	0.28
P0101-BD16	5/8"	5.50"	7.53"	1.08"	2,800	0.68
<b>UNF THREAD</b>						
P0780-BD05	3/16"	3.00"	3.65"	0.39"	300	0.06
P0780-BD07	1/4"	3.50"	4.22"	0.39"	440	0.07
P0780-BD09	5/16"	3.50"	4.42"	0.54"	800	0.14
P0780-BD10	3/8"	3.50"	4.75"	0.67"	1,200	0.19
P0780-BD13	1/2"	4.75"	6.10"	0.79"	2,200	0.28
P0780-BD16	5/8"	5.50"	7.53"	1.08"	2,800	0.68
P0780-BD20	3/4"	7.00"	8.70"	1.32"	3,500	1.02
P0780-BD22	7/8"	12.00"	15.00"	1.47"	5,200	3.25

**NOTE:**  
MULTIPLE CONFIGURATIONS AVAILABLE FOR USE WITH THIS BODY.

## TURNBUCKLE BODY

316-NM STAINLESS STEEL

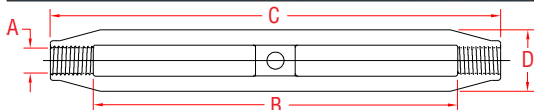


ITEM	A (size)	B (adjustment)	C	D	WLL (lb)	WT (lb)
S0106-BD07	1/4"	4.00"	4.75"	0.72"	500	0.15
S0106-BD08	5/16"	4.50"	5.50"	0.82"	800	0.25
S0106-BD10	3/8"	6.00"	7.13"	0.97"	1,200	0.35
S0106-BD13	1/2"	6.00"	7.50"	1.16"	2,200	0.55
S0106-BD16	5/8"	6.00"	7.81"	1.38"	3,500	0.90
S0106-BD20	3/4"	6.00"	8.19"	1.69"	5,200	1.15
S0106-BD25	1"	6.00"	9.00"	2.31"	8,000	2.69
S0106-BD25-1	1"	12.00"	14.81"	2.31"	8,000	4.17
S0106-BD32-1	1-1/4"	12.00"	15.13"	2.62"	12,500	5.90
S0106-BD38-1	1-1/2"	12.00"	15.81"	3.20"	17,000	9.57

**NOTE:**  
MEETS WLL & DIMENSIONS OF ASTM SPECIFICATION F1145-92, TYPE 1.

## TURNBUCKLE BODY - OPEN

UNC THREAD - 316 STAINLESS STEEL

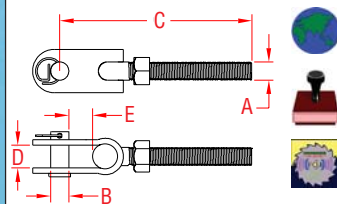


ITEM	A (size)	B (adjustment)	C	D	WLL (lb)	WT (lb)
P0105-BD05	3/16"	2.50"	3.28"	0.44"	300	0.04
P0105-BD07	1/4"	3.00"	3.98"	0.61"	440	0.10
P0105-BD08	5/16"	4.00"	5.10"	0.70"	800	0.15
P0105-BD10	3/8"	6.00"	7.50"	0.85"	1,200	0.34
P0105-BD13	1/2"	6.00"	7.41"	1.12"	2,200	0.61
P0105-BD16	5/8"	8.00"	9.94"	1.34"	2,800	1.08
P0105-BD20	3/4"	10.00"	12.10"	1.70"	3,500	1.90

**NOTE:**  
MULTIPLE CONFIGURATIONS AVAILABLE FOR USE WITH THIS BODY.

## TURNBUCKLE TOGGLE

UNF THREAD  
316 STAINLESS STEEL



ITEM	A (size)	B	C	D	E	WLL (lb)	WT (lb)
<b>RIGHT HAND, UNF</b>							
P0780-RT05	3/16"	0.19"	3.00"	0.25"	0.58"	240	0.05
P0780-RT07	1/4"	0.23"	3.41"	0.37"	0.45"	550	0.09
P0780-RT09	5/16"	0.31"	3.95"	0.39"	0.44"	860	0.17
P0780-RT10	3/8"	0.37"	4.35"	0.52"	0.75"	1,700	0.27
P0780-RT13	1/2"	0.47"	5.60"	0.59"	0.62"	2,060	0.66
P0780-RT16	5/8"	0.62"	6.65"	0.79"	0.83"	2,800	1.45
<b>LEFT HAND, UNF</b>							
P0780-LT05	3/16"	0.19"	3.00"	0.25"	0.58"	240	0.05
P0780-LT07	1/4"	0.23"	3.41"	0.37"	0.45"	550	0.09
P0780-LT09	5/16"	0.31"	3.95"	0.39"	0.44"	860	0.17
P0780-LT10	3/8"	0.37"	4.35"	0.52"	0.75"	1,700	0.27
P0780-LT13	1/2"	0.47"	5.60"	0.59"	0.62"	2,060	0.66
P0780-LT16	5/8"	0.62"	6.65"	0.79"	0.83"	2,800	1.45

**NOTE:**  
USE WITH "CLOSED" TURNBUCKLE BODY (P0780-BD, ABOVE).



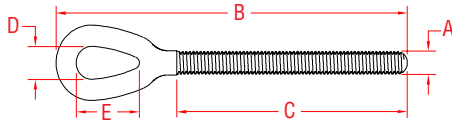
TEL 508-732-9191 • FAX 508-732-9798 • ORDERS ONLY 800-394-2222

www.suncorstainless.com

# TURNBUCKLE COMPONENTS

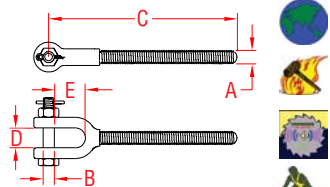
TURNBUCKLE COMPONENTS

## TURNBUCKLE EYE - FORGED UNC THREAD - 316 STAINLESS STEEL



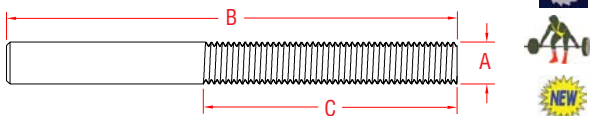
ITEM	A	B	C	D	E	WLL	WT
	(size)					(lb)	(lb)
<b>RIGHT HAND, UNC</b>							
P0106-RE07	1/4"	4.15"	2.65"	0.34"	0.80"	500	0.07
P0106-RE08	5/16"	4.95"	2.98"	0.44"	0.96"	800	0.13
P0106-RE10	3/8"	6.12"	4.02"	0.54"	1.10"	1,200	0.23
P0106-RE13	1/2"	7.00"	4.16"	0.72"	1.40"	2,200	0.43
P0106-RE16	5/8"	8.00"	4.40"	0.89"	1.74"	3,500	0.75
P0106-RE20	3/4"	8.75"	4.75"	1.00"	2.04"	5,200	1.30
P0106-RE25	1"	10.97"	5.06"	1.34"	3.00"	8,000	3.17
P0106-RE25-1	1"	14.00"	8.05"	1.34"	3.00"	8,000	3.71
P0106-RE32-1	1-1/4"	14.91"	7.95"	1.58"	3.37"	12,500	5.94
<b>LEFT HAND, UNC</b>							
P0106-LE07	1/4"	4.15"	2.65"	0.34"	0.80"	500	0.07
P0106-LE08	5/16"	4.95"	2.98"	0.44"	0.96"	800	0.13
P0106-LE10	3/8"	6.12"	4.02"	0.54"	1.10"	1,200	0.23
P0106-LE13	1/2"	7.00"	4.16"	0.72"	1.40"	2,200	0.43
P0106-LE16	5/8"	8.00"	4.40"	0.89"	1.74"	3,500	0.75
P0106-LE20	3/4"	8.75"	4.75"	1.00"	2.04"	5,200	1.30
P0106-LE25	1"	10.97"	5.06"	1.34"	3.00"	8,000	3.17
P0106-LE25-1	1"	14.00"	8.05"	1.34"	3.00"	8,000	3.71
P0106-LE32-1	1-1/4"	14.91"	7.95"	1.58"	3.37"	12,500	5.94
<b>NOTE:</b> USE WITH FORGED "OPEN" TURNBUCKLE BODY (S0106-BD, PAGE 23).							

## TURNBUCKLE JAW - FORGED UNC THREAD 316 STAINLESS STEEL



ITEM	A	B	C	D	E	WLL	WT
	(size)					(lb)	(lb)
<b>RIGHT HAND, UNC</b>							
P0106-RJ07	1/4"	0.25"	3.88"	0.44"	0.66"	500	0.11
P0106-RJ08	5/16"	0.25"	4.60"	0.50"	0.85"	800	0.20
P0106-RJ10	3/8"	0.31"	5.31"	0.56"	0.88"	1,200	0.30
P0106-RJ13	1/2"	0.38"	6.04"	0.63"	1.07"	2,200	0.58
P0106-RJ16	5/8"	0.50"	6.87"	0.75"	1.42"	3,500	1.04
P0106-RJ20	3/4"	0.63"	7.56"	1.00"	1.50"	5,200	1.84
P0106-RJ25	1"	0.88"	9.09"	1.25"	2.17"	8,000	4.14
P0106-RJ25-1	1"	0.88"	12.14"	1.25"	2.17"	8,000	4.73
P0106-RJ32-1	1-1/4"	1.11"	13.49"	1.88"	2.90"	12,500	8.41
<b>LEFT HAND, UNC</b>							
P0106-LJ07	1/4"	0.25"	3.88"	0.44"	0.66"	500	0.11
P0106-LJ08	5/16"	0.25"	4.60"	0.50"	0.85"	800	0.20
P0106-LJ10	3/8"	0.31"	5.31"	0.56"	0.88"	1,200	0.30
P0106-LJ13	1/2"	0.38"	6.04"	0.63"	1.07"	2,200	0.58
P0106-LJ16	5/8"	0.50"	6.87"	0.75"	1.42"	3,500	1.04
P0106-LJ20	3/4"	0.63"	7.56"	1.00"	1.50"	5,200	1.84
P0106-LJ25	1"	0.88"	9.09"	1.25"	2.17"	8,000	4.14
P0106-LJ25-1	1"	0.88"	12.14"	1.25"	2.17"	8,000	4.73
P0106-LJ32-1	1-1/4"	1.11"	13.49"	1.88"	2.90"	12,500	8.41
<b>NOTE:</b> USE WITH FORGED "OPEN" TURNBUCKLE BODY (S0106-BD, PAGE 23).							

## TURNBUCKLE STUB - FORGED UNC THREAD - 316 STAINLESS STEEL



ITEM	A	B	C	WLL	WT
	(size)			(lb)	(lb)
<b>RIGHT HAND, UNC</b>					
P0106-RS05	3/16"	2.50"	1.80"	300	0.02
P0106-RS07	1/4"	4.50"	2.50"	500	0.05
P0106-RS08	5/16"	5.25"	3.00"	800	0.10
P0106-RS10	3/8"	6.50"	4.00"	1,200	0.18
P0106-RS13	1/2"	7.00"	4.00"	2,200	0.31
P0106-RS16	5/8"	7.50"	4.32"	3,500	0.58
P0106-RS20	3/4"	8.00"	5.00"	5,200	0.92
P0106-RS25	1"	9.00"	5.00"	8,000	1.84
P0106-RS25-1	1"	12.00"	8.18"	8,000	2.40
<b>LEFT HAND, UNC</b>					
P0106-LS05	3/16"	2.50"	1.80"	300	0.02
P0106-LS07	1/4"	4.50"	2.50"	500	0.05
P0106-LS08	5/16"	5.25"	3.00"	800	0.10
P0106-LS10	3/8"	6.50"	4.00"	1,200	0.18
P0106-LS13	1/2"	7.00"	4.00"	2,200	0.31
P0106-LS16	5/8"	7.50"	4.32"	3,500	0.58
P0106-LS20	3/4"	8.00"	5.00"	5,200	0.92
P0106-LS25	1"	9.00"	5.00"	8,000	1.84
P0106-LS25-1	1"	12.00"	8.18"	8,000	2.40
<b>NOTE:</b> USE WITH FORGED "OPEN" TURNBUCKLE BODY (S0106-BD, PAGE 23).					



**Key:**



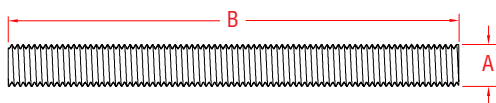
ORDERS ONLY: 800-394-2222 (USA)  
877-495-5510 (CANADA)

All logos, icons, images, measurements and descriptions are the sole property of Suncor Stainless, Inc.  
© 2013 Suncor Stainless, Inc.



## TURNBUCKLE STUD - THREADED

UNC THREAD - 316 STAINLESS STEEL

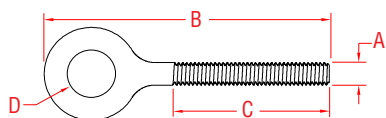


ITEM	A	B	WLL	WT
	(size)		(lb)	(lb)
<b>RIGHT HAND, UNC</b>				
P0106-RT05	3/16"	2.50"	300	0.02
P0106-RT07	1/4"	4.50"	500	0.05
P0106-RT08	5/16"	5.25"	800	0.09
P0106-RT10	3/8"	6.50"	1,200	0.16
P0106-RT13	1/2"	7.00"	2,200	0.31
P0106-RT16	5/8"	7.50"	3,500	0.53
P0106-RT20	3/4"	8.00"	5,200	0.83
P0106-RT25	1"	9.00"	8,000	1.69
<b>LEFT HAND, UNC</b>				
P0106-LT05	3/16"	2.50"	300	0.02
P0106-LT07	1/4"	4.50"	500	0.05
P0106-LT08	5/16"	5.25"	800	0.09
P0106-LT10	3/8"	6.50"	1,200	0.16
P0106-LT13	1/2"	7.00"	2,200	0.31
P0106-LT16	5/8"	7.50"	3,500	0.53
P0106-LT20	3/4"	8.00"	5,200	0.83
P0106-LT25	1"	9.00"	8,000	1.69

**NOTE:**  
USE WITH FORGED "OPEN" TURNBUCKLE BODY (S0106-BD, PAGE 23).

## TURNBUCKLE EYE

UNC THREAD - 316 STAINLESS STEEL

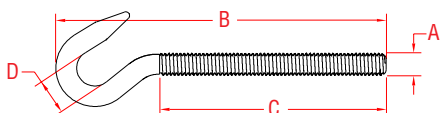


ITEM	A	B	C	D	WLL	WT
	(size)				(lb)	(lb)
<b>RIGHT HAND, UNC</b>						
P0154-RE05	3/16"	2.75"	1.73"	0.38"	300	0.02
P0154-RE07	1/4"	3.15"	2.06"	0.44"	440	0.04
P0154-RE08	5/16"	3.76"	2.53"	0.52"	800	0.08
P0154-RE10	3/8"	5.48"	3.78"	0.67"	1,200	0.18
P0154-RE13	1/2"	5.87"	3.79"	0.78"	2,200	0.35
P0154-RE16	5/8"	7.84"	5.35"	0.87"	2,800	0.73
P0154-RE20	3/4"	9.16"	6.28"	1.15"	3,500	1.30
<b>LEFT HAND, UNC</b>						
P0154-LE05	3/16"	2.75"	1.73"	0.38"	300	0.02
P0154-LE07	1/4"	3.15"	2.06"	0.44"	440	0.04
P0154-LE08	5/16"	3.76"	2.53"	0.52"	800	0.08
P0154-LE10	3/8"	5.48"	3.78"	0.67"	1,200	0.18
P0154-LE13	1/2"	5.87"	3.79"	0.78"	2,200	0.35
P0154-LE16	5/8"	7.84"	5.35"	0.87"	2,800	0.73
P0154-LE20	3/4"	9.16"	6.28"	1.15"	3,500	1.30

**NOTE:**  
USE WITH "OPEN" TURNBUCKLE BODY (P0105-BD, PAGE 23).

## TURNBUCKLE HOOK

UNC THREAD - 316 STAINLESS STEEL



ITEM	A	B	C	D	WLL	WT
	(size)				(lb)	(lb)
<b>RIGHT HAND, UNC</b>						
P0154-RH05	3/16"	2.70"	1.78"	0.30"	100	0.02
P0154-RH07	1/4"	3.18"	2.05"	0.38"	200	0.04
P0154-RH08	5/16"	3.97"	2.52"	0.45"	400	0.08
P0154-RH10	3/8"	5.41"	3.71"	0.52"	700	0.16
P0154-RH13	1/2"	5.80"	3.65"	0.56"	1,000	0.33
P0154-RH16	5/8"	8.00"	5.45"	0.75"	1,500	0.66
P0154-RH20	3/4"	8.88"	5.92"	0.97"	2,000	1.12
<b>LEFT HAND, UNC</b>						
P0154-LH05	3/16"	2.70"	1.78"	0.30"	100	0.02
P0154-LH07	1/4"	3.18"	2.05"	0.38"	200	0.04
P0154-LH08	5/16"	3.97"	2.52"	0.45"	400	0.08
P0154-LH10	3/8"	5.41"	3.71"	0.52"	700	0.16
P0154-LH13	1/2"	5.80"	3.65"	0.56"	1,000	0.33
P0154-LH16	5/8"	8.00"	5.45"	0.75"	1,500	0.66
P0154-LH20	3/4"	8.88"	5.92"	0.97"	2,000	1.12

**NOTE:**  
USE WITH "OPEN" TURNBUCKLE BODY (P0105-BD, PAGE 23).

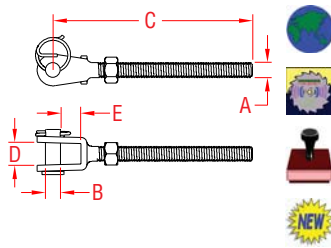


# TURNBUCKLE COMPONENTS

## TURNBUCKLE JAW



**UNC THREAD  
316 STAINLESS STEEL**



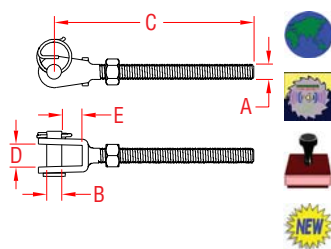
ITEM	A	B	C	D	E	WLL	WT
	(size)					(lb)	(lb)
<b>RIGHT HAND, UNC</b>							
P0101-RJ05	3/16"	0.19"	2.33"	0.37"	0.35"	300	0.04
P0101-RJ07	1/4"	0.23"	2.87"	0.41"	0.38"	440	0.06
P0101-RJ08	5/16"	0.30"	3.53"	0.42"	0.38"	800	0.11
P0101-RJ10	3/8"	0.38"	4.04"	0.54"	0.48"	1,200	0.21
P0101-RJ13	1/2"	0.46"	4.80"	0.71"	0.76"	2,200	0.38
P0101-RJ16	5/8"	0.62"	6.00"	0.73"	0.86"	2,800	0.95
<b>LEFT HAND, UNC</b>							
P0101-LJ05	3/16"	0.19"	2.33"	0.37"	0.35"	300	0.04
P0101-LJ07	1/4"	0.23"	2.87"	0.41"	0.38"	440	0.06
P0101-LJ08	5/16"	0.30"	3.53"	0.42"	0.38"	800	0.11
P0101-LJ10	3/8"	0.38"	4.04"	0.54"	0.48"	1,200	0.21
P0101-LJ13	1/2"	0.46"	4.80"	0.71"	0.76"	2,200	0.38
P0101-LJ16	5/8"	0.62"	6.00"	0.73"	0.86"	2,800	0.95

**NOTE:**  
USE WITH "CLOSED" TURNBUCKLE BODY (P0101-BD, PAGE 23).

## TURNBUCKLE JAW



**UNC THREAD  
316 STAINLESS STEEL**



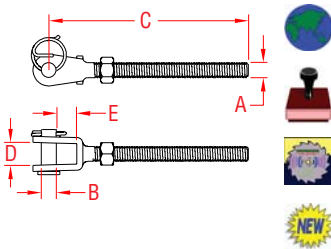
ITEM	A	B	C	D	E	WLL	WT
	(size)					(lb)	(lb)
<b>RIGHT HAND, UNC</b>							
P0105-RJ05	3/16"	0.19"	2.33"	0.37"	0.35"	300	0.04
P0105-RJ07	1/4"	0.23"	2.87"	0.41"	0.38"	440	0.06
P0105-RJ08	5/16"	0.30"	3.53"	0.42"	0.38"	800	0.11
P0105-RJ10	3/8"	0.38"	4.98"	0.54"	0.48"	1,200	0.23
P0105-RJ13	1/2"	0.46"	5.58"	0.71"	0.76"	2,200	0.41
P0105-RJ16	5/8"	0.62"	7.35"	0.73"	0.86"	2,800	0.96
P0105-RJ20	3/4"	0.75"	9.04"	0.86"	1.15"	3,500	1.56
<b>LEFT HAND, UNC</b>							
P0105-LJ05	3/16"	0.19"	2.33"	0.37"	0.35"	300	0.04
P0105-LJ07	1/4"	0.23"	2.87"	0.41"	0.38"	440	0.06
P0105-LJ08	5/16"	0.30"	3.53"	0.42"	0.38"	800	0.11
P0105-LJ10	3/8"	0.38"	4.98"	0.54"	0.48"	1,200	0.23
P0105-LJ13	1/2"	0.46"	5.58"	0.71"	0.76"	2,200	0.41
P0105-LJ16	5/8"	0.62"	7.35"	0.73"	0.86"	2,800	0.96
P0105-LJ20	3/4"	0.75"	9.04"	0.86"	1.15"	3,500	1.56

**NOTE:**  
USE WITH "OPEN" TURNBUCKLE BODY (P0105-BD, PAGE 23).

## TURNBUCKLE JAW




**UNF THREAD  
316 STAINLESS STEEL**



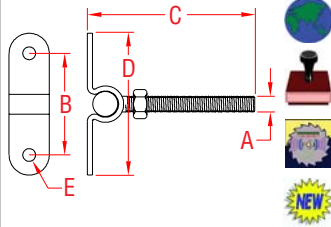
ITEM	A	B	C	D	E	WLL	WT
	(size)					(lb)	(lb)
<b>RIGHT HAND, UNF</b>							
P0780-RJ05	3/16"	0.19"	2.39"	0.34"	0.36"	300	0.04
P0780-RJ07	1/4"	0.23"	3.19"	0.38"	0.40"	440	0.07
P0780-RJ09	5/16"	0.31"	3.35"	0.42"	0.38"	800	0.11
P0780-RJ10	3/8"	0.37"	3.70"	0.47"	0.51"	1,200	0.19
P0780-RJ13	1/2"	0.47"	4.71"	0.61"	0.74"	2,200	0.39
P0780-RJ16	5/8"	0.62"	6.02"	0.68"	1.00"	2,800	0.86
<b>LEFT HAND, UNF</b>							
P0780-LJ05	3/16"	0.19"	2.39"	0.34"	0.36"	300	0.04
P0780-LJ07	1/4"	0.23"	3.19"	0.38"	0.40"	440	0.07
P0780-LJ09	5/16"	0.31"	3.35"	0.42"	0.38"	800	0.11
P0780-LJ10	3/8"	0.37"	3.70"	0.47"	0.51"	1,200	0.19
P0780-LJ13	1/2"	0.47"	4.71"	0.61"	0.74"	2,200	0.39
P0780-LJ16	5/8"	0.62"	6.02"	0.68"	1.00"	2,800	0.86

**NOTE:**  
USE WITH "CLOSED" TURNBUCKLE BODY (P0780-BD, PAGE 23).

## TURNBUCKLE WALL TOGGLE



**UNF THREAD  
316 STAINLESS STEEL**



ITEM	A	B	C	D	E	WT
	(size)					(lb)
<b>RIGHT HAND, UNF</b>						
P0770-WT07	1/4"	1.62"	2.98"	2.16"	0.24"	0.09
P0770-WT09	5/16"	2.00"	3.29"	2.80"	0.31"	0.16
P0770-WT10	3/8"	2.22"	3.61"	3.10"	0.39"	0.23
<b>LEFT HAND, UNF</b>						
P0776-WT07	1/4"	1.62"	2.98"	2.16"	0.24"	0.09
P0776-WT09	5/16"	2.00"	3.29"	2.80"	0.31"	0.16
P0776-WT10	3/8"	2.22"	3.61"	3.10"	0.39"	0.23

**NOTE:**  
USE WITH "CLOSED" TURNBUCKLE BODY (P0780-BD, PAGE 23).  
REFERENCE "FASTENER MATCHING CHART" (PAGE 154) FOR COMPATIBLE FASTENERS.



**Key:**



Made in USA



Drop Forged



Precision Machined



Wire Formed



Suncor Exclusive



Import



Precision Cast



Stamped



Load Rated



New Product

ORDERS ONLY: 800-394-2222 (USA)  
877-495-5510 (CANADA)

All logos, icons, images, measurements and descriptions are the sole property of Suncor Stainless, Inc.  
© 2013 Suncor Stainless, Inc.

TURNBUCKLE COMPONENTS





# MIL. SPEC

We have now joined the elite rankings of companies in the U.S. Government's Quality Manufacturer's List (QML). After extensive technology investments, manufacturing and testing, we have met the government's quality and testing requirements for aircraft control cable terminals and assemblies. We are now listed in QML-6117 and QPL-781 for these specific components.



Mil. Spec Products  
Manufactured at  
our Plymouth, MA Facility.



**The U.S. Government has approved Suncor Stainless for the manufacturing of aircraft control cable terminals and assemblies per MIL-DTL-781. These qualifications have been sought to expand our current offerings to the highest quality rated products. In addition to meeting these Mil. Spec requirements, we have risen Suncor's already high standard of quality.**

## QUALITY PRODUCTS & SERVICE

The qualifying process started in February 2010, when representatives from the Defense Supply Center, Standardization Program Branch, Aviation Division visited Suncor Stainless to inspect the manufacturing and quality processes for over 40 corrosion resistant steel swage terminals. Under the supervision of the government inspectors, each part was measured and tested to meet the requirements of MIL-DTL-6117 and MIL-DTL-781.

## MIL. SPEC PRODUCTS

These qualified stainless steel swage components that are now listed in QPL-781 are left hand and right hand thread Swage Studs (MS21259), Swage Eyes (MS20668), Swage Forks (MS20667), Double Shank Balls (MS20663C) and Single Shank Balls (MS20664C), with sizes ranging from 1/16" to 3/8".



### Precision Manufacturing

Suncor has moved aggressively into the domestic manufacturing of Mil. Spec hardware using the new Citizen Swiss Style Screw Machine and the Euro Tech High Speed CNC Lathe.



### Cable Assemblies

Per MIL-DTL-6117, we have the ability to produce quality stainless steel aircraft control cable assemblies.



### Product Testing

We have expanded our wire rope shop to incorporate a large test bed to allow for the testing of long wire rope assemblies per MIL-DTL-6117.



ORDERS ONLY: 800-394-2222 (USA)  
877-495-5510 (CANADA)

**Key:**



Made in USA



Drop Forged



Precision Machined



Wire Formed



Suncor Exclusive



Import



Precision Cast



Stamped



Load Rated



New Product

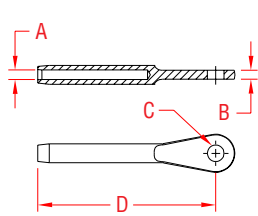
All logos, icons, images, measurements and descriptions are the sole property of Suncor Stainless, Inc. © 2013 Suncor Stainless, Inc.



**MIL. SPEC SWAGE EYE**



**STAINLESS STEEL**



ITEM	A	B	C	D	BEFORE	AFTER
	(wire)				(swage)	(swage)
MS20668-2	1/16"	0.09"	0.19"	1.63"	0.160"	0.138"
MS20668-3	3/32"	0.10"	0.19"	2.04"	0.218"	0.190"
MS20668-4	1/8"	0.19"	0.19"	2.34"	0.250"	0.219"
MS20668-5	5/32"	0.20"	0.25"	2.68"	0.297"	0.250"
MS20668-6	3/16"	0.26"	0.31"	3.02"	0.359"	0.313"
MS20668-8	1/4"	0.31"	0.38"	3.76"	0.494"	0.438"
MS20668-10	5/16"	0.34"	0.44"	4.55"	0.635"	0.563"
MS20668-12	3/8"	0.38"	0.50"	5.56"	0.703"	0.625"

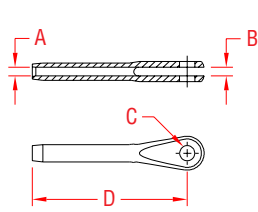
**NOTE: THESE FITTINGS MEET MIL SPEC #MS20668 AND HAVE MET ALL QUALITY AND TESTING REQUIREMENTS PER MIL-DTL-781 AND ARE APPROVED FOR LISTING IN QPL-781. MACHINE SWAGE ONLY.**

**MIL.SPEC**

**MIL. SPEC SWAGE FORK**



**STAINLESS STEEL**



ITEM	A	B	C	D	BEFORE	AFTER
	(wire)				(swage)	(swage)
MS20667-2	1/16"	0.09"	0.19"	1.57"	0.160"	0.138"
MS20667-3	3/32"	0.11"	0.19"	1.95"	0.218"	0.190"
MS20667-4	1/8"	0.20"	0.19"	2.35"	0.250"	0.219"
MS20667-5	5/32"	0.20"	0.25"	2.67"	0.297"	0.250"
MS20667-6	3/16"	0.26"	0.31"	3.07"	0.359"	0.313"
MS20667-8	1/4"	0.31"	0.38"	3.81"	0.494"	0.438"
MS20667-10	5/16"	0.35"	0.44"	4.44"	0.635"	0.563"
MS20667-12	3/8"	0.38"	0.50"	5.33"	0.703"	0.625"

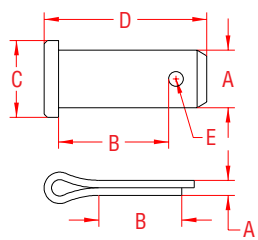
**NOTE: THESE FITTINGS MEET MIL SPEC #MS20667 AND HAVE MET ALL QUALITY AND TESTING REQUIREMENTS PER MIL-DTL-781 AND ARE APPROVED FOR LISTING IN QPL-781. MACHINE SWAGE ONLY.**

**MIL.SPEC**

**CLEVIS PIN**



**304 STAINLESS STEEL**

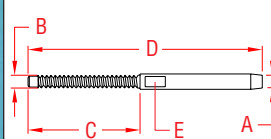


ITEM	A	B	C	D	E	WT
	(size)					(lb)
<b>CLEVIS PIN</b>						
P0116-RP0508	3/16"	0.31"	0.31"	0.50"	0.081"	0.004
P0116-RP0510	3/16"	0.41"	0.31"	0.59"	0.081"	0.005
P0116-RP0610	1/4"	0.41"	0.38"	0.59"	0.089"	0.009
P0116-RP0813	5/16"	0.56"	0.44"	0.78"	0.098"	0.017
P0116-RP1022	3/8"	0.81"	0.50"	1.06"	0.098"	0.033
P0116-RP1222	7/16"	0.88"	0.63"	1.19"	0.141"	0.040
P0116-RP1325	1/2"	1.00"	0.69"	1.34"	0.141"	0.050
<b>COTTER PIN</b>						
P0116-CT01	1/16"	0.75"	(For use w/ Clevis Pins: -RP0508, -RP0510 & -RP0610)			
P0116-CT07	3/32"	1.00"	(For use w/ Clevis Pins: -RP0813 & -RP1022)			
P0116-CT13	1/8"	1.25"	(For use w/ Clevis Pins: -RP1222 & -RP1325)			

**MIL. SPEC SWAGE STUD**



**UNF THREAD STAINLESS STEEL**



ITEM	A	B	C	D	E	WT
	(wire)	(thread)			(wrench flat)	(lb)
<b>RIGHT HAND, UNF</b>						
MS21259-2RH	1/16"	0.14"	1.05"	2.47"	0.16"	0.01
MS21259-3RH	3/32"	0.19"	1.20"	2.88"	0.19"	0.02
MS21259-4RH	1/8"	0.25"	1.38"	3.33"	0.25"	0.04
MS21259-5RH	5/32"	0.25"	1.38"	3.63"	0.25"	0.05
MS21259-6RH	3/16"	0.31"	1.45"	4.00"	0.31"	0.08
MS21259-8RH	1/4"	0.38"	1.75"	4.94"	0.44"	0.17
MS21259-10RH	5/16"	0.50"	2.00"	5.84"	0.63"	0.38
MS21259-12RH	3/8"	0.56"	2.25"	6.66"	0.69"	0.50
<b>LEFT HAND, UNF</b>						
MS21259-2LH	1/16"	0.14"	1.05"	2.47"	0.16"	0.01
MS21259-3LH	3/32"	0.19"	1.20"	2.88"	0.19"	0.02
MS21259-4LH	1/8"	0.25"	1.38"	3.33"	0.25"	0.04
MS21259-5LH	5/32"	0.25"	1.38"	3.63"	0.25"	0.05
MS21259-6LH	3/16"	0.31"	1.45"	4.00"	0.31"	0.08
MS21259-8LH	1/4"	0.38"	1.75"	4.94"	0.44"	0.17
MS21259-10LH	5/16"	0.50"	2.00"	5.84"	0.63"	0.38
MS21259-12LH	3/8"	0.56"	2.25"	6.66"	0.69"	0.50

**NOTE: THESE FITTINGS MEET MIL SPEC #MS21259 AND HAVE MET ALL QUALITY AND TESTING REQUIREMENTS PER MIL-DTL-781 AND ARE APPROVED FOR LISTING IN QPL-781. ALL THREADS ARE "UNF". MACHINE SWAGE ONLY.**

**MIL.SPEC**

**LIMITED LIFETIME WARRANTY**

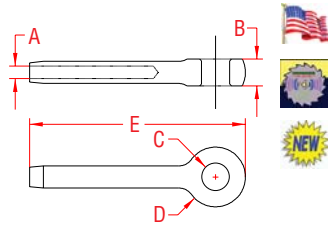
**SUNCOR STAINLESS**

TEL 508-732-9191 • FAX 508-732-9798 • ORDERS ONLY 800-394-2222

www.suncorstainless.com

## MIL. SPEC SPECIAL EYE

STAINLESS STEEL



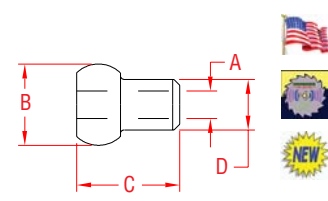
ITEM	A	B	C	D	E	WT
RA-3266-6	(wire) 3/16"	0.44"	0.45"	0.97"	3.02"	(lb) 0.12

**NOTE:** THIS FITTING HAS MET ALL QUALITY AND TESTING REQUIREMENTS PER MIL-DTL-781 AND ARE APPROVED FOR LISTING IN QPL-781. MACHINE SWAGE ONLY.

**MIL.SPEC**

## MIL. SPEC SINGLE SHANK BALL

STAINLESS STEEL



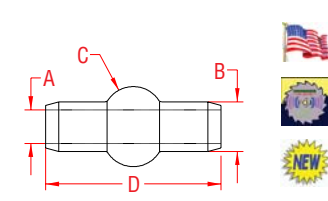
ITEM	A	B BEFORE	B AFTER	C	D BEFORE	D AFTER
	(wire)	(swage)	(swage)		(swage)	(swage)
MS20664C2	1/16"	0.212"	0.190"	0.27"	0.132"	0.112"
MS20664C3	3/32"	0.282"	0.253"	0.38"	0.168"	0.143"
MS20664C4	1/8"	0.350"	0.315"	0.50"	0.223"	0.190"
MS20664C5	5/32"	0.424"	0.379"	0.62"	0.259"	0.222"
MS20664C6	3/16"	0.492"	0.442"	0.73"	0.298"	0.255"
MS20664C7	7/32"	0.560"	0.505"	0.85"	0.352"	0.302"
MS20664C8	1/4"	0.629"	0.567"	0.96"	0.406"	0.348"
MS20664C10	5/16"	0.768"	0.694"	1.19"	0.480"	0.413"

**NOTE:** THESE FITTINGS MEET MIL SPEC #MS20664 AND HAVE MET ALL QUALITY AND TESTING REQUIREMENTS PER MIL-DTL-781 AND ARE APPROVED FOR LISTING IN QPL-781. MACHINE SWAGE ONLY.

**MIL.SPEC**

## MIL. SPEC DOUBLE SHANK BALL

STAINLESS STEEL



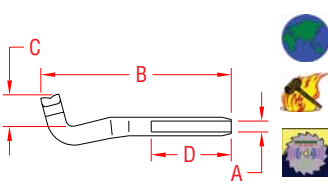
ITEM	A	B BEFORE	B AFTER	C BEFORE	C AFTER	D
	(wire)	(swage)	(swage)	(swage)	(swage)	
MS20663C2	1/16"	0.127"	0.112"	0.207"	0.190"	0.36"
MS20663C3	3/32"	0.163"	0.143"	0.277"	0.253"	0.53"
MS20663C4	1/8"	0.218"	0.190"	0.345"	0.315"	0.69"
MS20663C5	5/32"	0.254"	0.222"	0.419"	0.379"	0.85"
MS20663C6	3/16"	0.293"	0.255"	0.487"	0.442"	1.01"
MS20663C7	7/32"	0.347"	0.302"	0.555"	0.505"	1.18"
MS20663C8	1/4"	0.401"	0.348"	0.624"	0.567"	1.34"
MS20663C10	5/16"	0.475"	0.413"	0.763"	0.694"	1.66"

**NOTE:** THESE FITTINGS MEET MIL SPEC #MS20663 AND HAVE MET ALL QUALITY AND TESTING REQUIREMENTS PER MIL-DTL-781.

**MIL.SPEC**

## SWAGE "T" TERMINAL

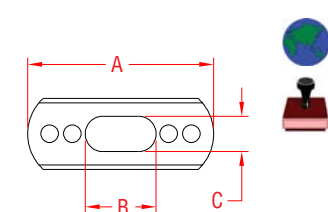
316 STAINLESS STEEL



ITEM	A	B	C	D	BEFORE	AFTER
	(wire)				(swage)	(swage)
S0742-0002	3/32"	2.76"	0.51"	1.26"	0.218"	0.190"
S0742-0003	1/8"	3.03"	0.51"	1.53"	0.250"	0.219"
S0742-0004	5/32"	3.74"	0.51"	1.77"	0.297"	0.250"
S0742-0005	3/16"	3.98"	0.59"	2.05"	0.359"	0.313"
S0742-0006	7/32"	5.12"	0.79"	2.28"	0.427"	0.375"
S0742-0007	1/4"	5.12"	0.79"	2.52"	0.494"	0.438"
S0742-0008	9/32"	5.35"	0.79"	2.79"	0.563"	0.500"
S0742-0009	5/16"	6.61"	0.91"	3.03"	0.635"	0.563"
S0742-0010	3/8"	7.58"	0.95"	3.80"	0.708"	0.628"

## "T" - PLATE

316 STAINLESS STEEL



ITEM	FITS SIZE	A	B	C	WT
					(lb)
S0743-0003	3/32" - 1/8"	1.97"	0.51"	0.28"	0.02
S0743-0005	5/32" - 3/16"	3.47"	1.04"	0.38"	0.08
S0743-0007	7/32" - 1/4" - 9/32"	4.84"	1.36"	0.61"	0.21
S0743-0010	5/16" - 3/8"	5.94"	1.61"	0.75"	0.50

**NOTE:** REFERENCE "FASTENER MATCHING CHART" (PAGE 154) FOR COMPATIBLE FASTENERS.



Key:

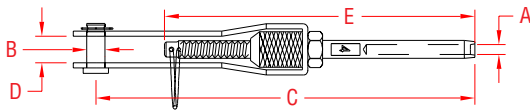


ORDERS ONLY: 800-394-2222 (USA)  
877-495-5510 (CANADA)

All logos, icons, images, measurements and descriptions are the sole property of Suncor Stainless, Inc. © 2013 Suncor Stainless, Inc.



## LIFELINE ADJUSTER 316 STAINLESS STEEL

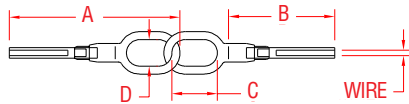


ITEM	A	B	C	D	E	WT
	(size)					(lb)
S0745-0003	1/8"	0.24"	5.25"	0.42"	4.35"	0.16
S0745-0004	5/32"	0.24"	5.67"	0.42"	4.70"	0.18
S0745-0005	3/16"	0.24"	5.89"	0.42"	4.97"	0.20

**NOTE:**  
TENSIONER DESIGNED FOR, BUT NOT LIMITED TO, LIFELINE APPLICATIONS. MACHINE SWAGE ONLY.

HAND SWAGE VERSION OF THIS ITEM AVAILABLE ON PAGE 39.

## GATE TERMINALS 316 STAINLESS STEEL

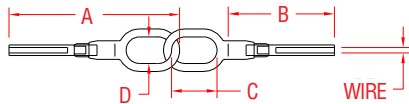


ITEM	SIZE	WIRE	A	B	C	D
<b>GATE EYE</b>						
S0744-0003	1/8"	1/8"	4.07"	2.36"	1.05"	0.59"
S0744-0004	5/32"	5/32"	4.41"	2.70"	1.05"	0.59"
S0744-0005	3/16"	3/16"	4.71"	3.00"	1.05"	0.59"
<b>JOINED GATE EYES</b>						
S0746-0003	1/8"	1/8"	4.07"	2.36"	1.05"	0.59"
S0746-0004	5/32"	5/32"	4.41"	2.70"	1.05"	0.59"
S0746-0005	3/16"	3/16"	4.71"	3.00"	1.05"	0.59"

**NOTE:**  
PRECISION CAST, THEN WELDED. MACHINE SWAGE ONLY.

HAND SWAGE VERSION OF THIS ITEM AVAILABLE ON PAGE 40.

## SWIVEL GATE TERMINALS 316 STAINLESS STEEL

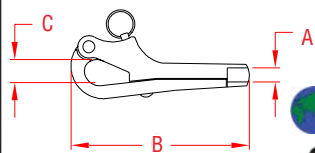


ITEM	SIZE	WIRE	A	B	C	D
<b>SWIVEL GATE EYE</b>						
S0718-0003	1/8"	1/8"	3.77"	2.34"	0.84"	0.59"
S0718-0004	5/32"	5/32"	4.12"	2.68"	0.84"	0.59"
S0718-0005	3/16"	3/16"	4.41"	2.97"	0.84"	0.59"
<b>JOINED SWIVEL GATE EYES</b>						
S0719-0003	1/8"	1/8"	3.77"	2.34"	0.84"	0.59"
S0719-0004	5/32"	5/32"	4.12"	2.68"	0.84"	0.59"
S0719-0005	3/16"	3/16"	4.41"	2.97"	0.84"	0.59"

**NOTE:**  
PRECISION CAST, THEN WELDED. MACHINE SWAGE ONLY.

HAND SWAGE VERSION OF THIS ITEM AVAILABLE ON PAGE 40.

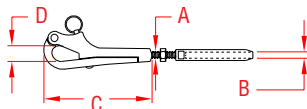
## PELICAN HOOK 316 STAINLESS STEEL



ITEM	A	B	C	WT
	(thread)			(lb)
S0162-0007	1/4"	2.96"	0.50"	0.16
S0162-0008	5/16"	3.87"	0.64"	0.28
S0162-0013	1/2"	6.00"	1.00"	0.92

**NOTE:**  
ALL THREADS ARE RIGHT HAND "UNF". OTHER COMBINATIONS ARE AVAILABLE. PLEASE CALL WITH YOUR SPECIFICATIONS. PELICAN HOOK WITH SLIDE IS ITEM #S0180 IN HOOKS ON PAGE 65.

## PELICAN HOOK W/ SWAGE STUD 316 STAINLESS STEEL



ITEM	A	B	C	D	WT
	(thread)	(wire)			(lb)
S0162-A007	1/4"	1/8"	2.96"	0.50"	0.20
S0162-A008	5/16"	3/16"	3.87"	0.64"	0.37
S0162-A013	1/2"	1/4"	6.00"	1.00"	1.19

**NOTE:**  
ALL THREADS ARE RIGHT HAND "UNF". S0731-SERIES SWAGE STUDS ARE USED FOR THIS ASSEMBLY. INFORMATION REGARDING THE S0731-SERIES CAN BE FOUND ON PAGE 33. MACHINE SWAGE ONLY.  
HAND SWAGE VERSION OF THIS ITEM AVAILABLE ON PAGE 39.

**LIMITED LIFETIME WARRANTY**

**SUNCOR STAINLESS**

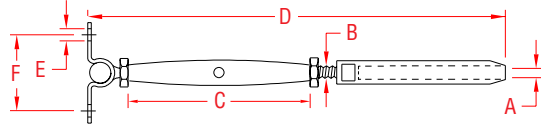
TEL 508-732-9191 • FAX 508-732-9798 • ORDERS ONLY 800-394-2222

www.suncorstainless.com

# MACHINE SWAGE

MACHINE SWAGE

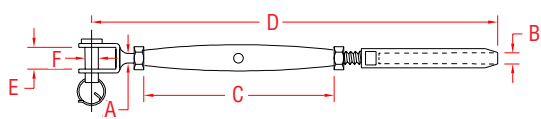
## TURNBUCKLE WALL MOUNT & SWAGE 316 STAINLESS STEEL



ITEM	A	B	C	D	E	F	WT
	(size)						(lb)
S0784-0703	1/8"	1/4"	4.20"	7.25"	0.25"	1.58"	0.25
S0784-0704	5/32"	1/4"	4.20"	7.50"	0.25"	1.58"	0.28
S0784-0705	3/16"	1/4"	4.20"	8.00"	0.25"	1.58"	0.32

**NOTE:**  
**THREADS ARE "UNF". MACHINE SWAGE ONLY.**  
**TURNBUCKLES WITH QUICK ATTACH™ FITTINGS ARE SHOWN ON PAGE 46.**  
**HAND SWAGE VERSION OF THIS ITEM AVAILABLE ON PAGE 38.**  
**REFERENCE "FASTENER MATCHING CHART"**  
**(PAGE 154) FOR COMPATIBLE FASTENERS.**

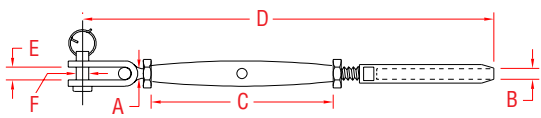
## TURNBUCKLE JAW & SWAGE 316 STAINLESS STEEL



ITEM	A	B	C	D	E	F	WT
	(size)	(wire)					(lb)
S0781-0703	1/4"	1/8"	4.20"	7.50"	0.38"	0.22"	0.19
S0781-0704	1/4"	5/32"	4.20"	7.75"	0.38"	0.22"	0.21
S0781-0705	1/4"	3/16"	4.25"	8.25"	0.38"	0.22"	0.23
S0781-0904	5/16"	5/32"	4.32"	8.19"	0.40"	0.30"	0.35
S0781-0905	5/16"	3/16"	4.32"	8.56"	0.40"	0.30"	0.37
S0781-1005	3/8"	3/16"	4.90"	9.25"	0.46"	0.37"	0.53
S0781-1007	3/8"	1/4"	4.90"	10.00"	0.46"	0.37"	0.60
S0781-1307	1/2"	1/4"	5.87"	11.87"	0.59"	0.46"	1.09
S0781-1309	1/2"	5/16"	5.87"	12.62"	0.59"	0.46"	1.21
S0781-1610	5/8"	3/8"	7.48"	15.00"	0.70"	0.55"	2.50
S0781-2013	3/4"	1/2"	8.66"	17.40"	0.94"	0.75"	4.20

**NOTE: OTHER CONFIGURATIONS ARE AVAILABLE.**  
**THREADS ARE "UNF". MACHINE SWAGE ONLY.**

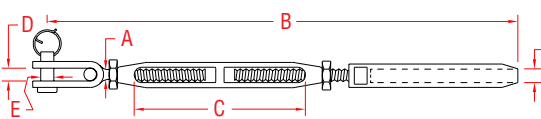
## TURNBUCKLE TOGGLE & SWAGE 316 STAINLESS STEEL



ITEM	A	B	C	D	E	F	WT
	(size)	(wire)					(lb)
S0782-0501	3/16"	1/16"	3.56"	6.62"	0.26"	0.19"	0.14
S0782-0502	3/16"	3/32"	3.56"	6.87"	0.26"	0.19"	0.14
S0782-0702	1/4"	3/32"	4.20"	7.62"	0.35"	0.23"	0.22
S0782-0703	1/4"	1/8"	4.20"	7.87"	0.35"	0.23"	0.25
S0782-0704	1/4"	5/32"	4.20"	8.12"	0.35"	0.23"	0.27
S0782-0904	5/16"	5/32"	4.32"	8.56"	0.40"	0.31"	0.40
S0782-0905	5/16"	3/16"	4.32"	9.00"	0.40"	0.31"	0.43
S0782-1005	3/8"	3/16"	4.90"	9.75"	0.56"	0.37"	0.64
S0782-1007	3/8"	1/4"	4.90"	10.44"	0.56"	0.37"	0.69
S0782-1307	1/2"	1/4"	5.87"	12.25"	0.63"	0.47"	1.32
S0782-1309	1/2"	5/16"	5.87"	13.00"	0.63"	0.47"	1.50
S0782-1610	5/8"	3/8"	7.50"	17.00"	0.80"	0.62"	2.69

**NOTE: THREADS ARE "UNF". MACHINE SWAGE ONLY.**  
**HAND SWAGE VERSION OF THIS ITEM AVAILABLE ON PAGE 38.**

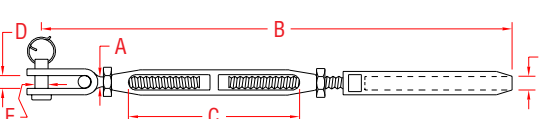
## TURNBUCKLE TOGGLE & SWAGE CHROMED BRONZE BODY & STAINLESS ENDS



ITEM	A	B	C	D	E	F	WT
	(size)		(adjustment)			(wire)	(lb)
S0786-0703	1/4"	8.37"	3.50"	0.35"	0.23"	1/8"	0.27
S0786-0704	1/4"	8.81"	3.50"	0.35"	0.23"	5/32"	0.28
S0786-0705	1/4"	8.87"	3.50"	0.35"	0.23"	3/16"	0.32
S0786-0904	5/16"	9.25"	3.80"	0.40"	0.31"	5/32"	0.42
S0786-0905	5/16"	9.62"	3.80"	0.40"	0.31"	3/16"	0.44
S0786-1005	3/8"	11.50"	4.40"	0.56"	0.37"	3/16"	0.77
S0786-1006	3/8"	11.50"	4.40"	0.56"	0.37"	7/32"	0.79
S0786-1007	3/8"	11.50"	4.40"	0.56"	0.37"	1/4"	0.81
S0786-1307	1/2"	13.00"	4.62"	0.63"	0.47"	1/4"	1.48
S0786-1308	1/2"	13.25"	4.62"	0.63"	0.47"	9/32"	1.50
S0786-1309	1/2"	13.75"	4.62"	0.63"	0.47"	5/16"	1.50
S0786-1610	5/8"	17.31"	6.06"	0.79"	0.62"	3/8"	3.14

**NOTE: THREADS ARE "UNF". MACHINE SWAGE ONLY.**  
**HAND SWAGE VERSION OF THIS ITEM AVAILABLE ON PAGE 38.**

## TURNBUCKLE TOGGLE & SWAGE BRONZE BODY & STAINLESS ENDS



ITEM	A	B	C	D	E	F	WT
	(size)		(adjustment)			(wire)	(lb)
S0789-0703	1/4"	8.37"	3.50"	0.35"	0.23"	1/8"	0.27
S0789-0704	1/4"	8.81"	3.50"	0.35"	0.23"	5/32"	0.28
S0789-0705	1/4"	8.87"	3.50"	0.35"	0.23"	3/16"	0.32
S0789-0904	5/16"	9.25"	3.80"	0.40"	0.31"	5/32"	0.42
S0789-0905	5/16"	9.62"	3.80"	0.40"	0.31"	3/16"	0.44
S0789-1005	3/8"	11.50"	4.40"	0.56"	0.37"	3/16"	0.63
S0789-1007	3/8"	11.50"	4.40"	0.56"	0.37"	1/4"	0.67
S0789-1307	1/2"	13.00"	4.62"	0.63"	0.47"	1/4"	1.48
S0789-1308	1/2"	13.25"	4.62"	0.63"	0.47"	9/32"	1.50
S0789-1309	1/2"	13.75"	4.62"	0.63"	0.47"	5/16"	1.50
S0789-1610	5/8"	17.31"	6.06"	0.79"	0.62"	3/8"	3.14

**NOTE:**  
**THREADS ARE "UNF". OTHER CONFIGURATIONS,**  
**SUCH AS TOGGLE/TOGGLE ARE AVAILABLE.**



**Key:**



Made in USA

Import



Drop Forged

Precision Cast



Precision Machined

Stamped



Wire Formed

Load Rated



Suncor Exclusive

New Product

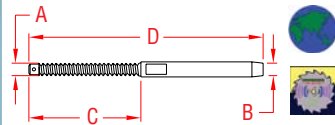
ORDERS ONLY: 800-394-2222 (USA)  
 877-495-5510 (CANADA)

All logos, icons, images, measurements and descriptions are the sole property of Suncor Stainless, Inc.  
 © 2013 Suncor Stainless, Inc.



## SWAGE STUD

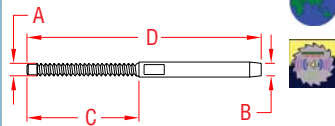
UNF, RIGHT HAND  
316 STAINLESS STEEL



ITEM	A	B	C	D	BEFORE	AFTER
	(thread)	(wire)			(swage)	(swage)
S0731-0501	3/16"	1/16"	1.69"	3.37"	0.160"	0.138"
S0731-0502	3/16"	3/32"	1.75"	3.62"	0.218"	0.190"
S0731-0702	1/4"	3/32"	2.25"	4.12"	0.218"	0.190"
S0731-0703	1/4"	1/8"	2.20"	4.32"	0.250"	0.219"
S0731-0704	1/4"	5/32"	2.15"	4.64"	0.297"	0.250"
S0731-0705	1/4"	3/16"	2.19"	4.94"	0.359"	0.313"
S0731-0904	5/16"	5/32"	2.12"	4.84"	0.297"	0.250"
S0731-0905	5/16"	3/16"	2.50"	5.12"	0.359"	0.313"
S0731-1005	3/8"	3/16"	2.68"	5.12"	0.359"	0.313"
S0731-1006	3/8"	7/32"	2.72"	5.50"	0.427"	0.376"
S0731-1007	3/8"	1/4"	2.75"	5.87"	0.494"	0.438"
S0731-1307	1/2"	1/4"	3.00"	6.43"	0.494"	0.438"
S0731-1308	1/2"	9/32"	3.10"	6.73"	0.563"	0.500"
S0731-1309	1/2"	5/16"	3.12"	7.31"	0.635"	0.563"
S0731-1610	5/8"	3/8"	4.00"	8.69"	0.703"	0.625"
S0731-2013	3/4"	1/2"	4.75"	10.25"	0.844"	0.750"

## SWAGE STUD

UNF, LEFT HAND  
316 STAINLESS STEEL

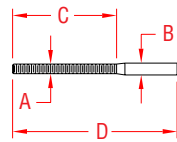


ITEM	A	B	C	D	BEFORE	AFTER
	(thread)	(wire)			(swage)	(swage)
S0732-0703	1/4"	1/8"	2.20"	4.32"	0.250"	0.219"
S0732-0704	1/4"	5/32"	2.15"	4.64"	0.297"	0.250"
S0732-0705	1/4"	3/16"	2.19"	4.94"	0.359"	0.313"
S0732-0904	5/16"	5/32"	2.42"	4.84"	0.359"	0.313"
S0732-0905	5/16"	3/16"	2.50"	5.12"	0.359"	0.313"
S0732-1005	3/8"	3/16"	2.68"	4.07"	0.359"	0.313"
S0732-1007	3/8"	1/4"	2.75"	5.87"	0.494"	0.438"
S0732-1307	1/2"	1/4"	3.00"	6.43"	0.494"	0.438"
S0732-1309	1/2"	5/16"	3.12"	7.31"	0.635"	0.563"
S0732-1610	5/8"	3/8"	4.00"	8.69"	0.703"	0.625"
S0732-2013	3/4"	1/2"	4.75"	10.25"	0.844"	0.750"

**NOTE:**  
S0731-SERIES AND S0732-SERIES ARE FOR MACHINE SWAGE ONLY. FOR PROPER FUNCTIONING, OBSERVE CORRECT "AFTER" DIMENSIONS.

## RAIL SWAGE STUD, UNC

316 STAINLESS STEEL

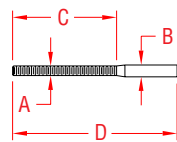


ITEM	A	B	C	D	BEFORE	AFTER
	(thread)	(wire)			(swage)	(swage)
<b>RIGHT-UNC</b>						
S0729-0703	1/4" UNC	1/8"	2.25"	4.00"	0.250"	0.219"
S0729-0704	1/4" UNC	5/32"	2.25"	4.00"	0.297"	0.250"
S0729-0705	1/4" UNC	3/16"	2.25"	4.00"	0.359"	0.313"
<b>LEFT-UNC</b>						
S0730-0703	1/4" UNC	1/8"	2.25"	4.00"	0.250"	0.219"
S0730-0704	1/4" UNC	5/32"	2.25"	4.00"	0.297"	0.250"
S0730-0705	1/4" UNC	3/16"	2.25"	4.00"	0.359"	0.313"

**NOTE:**  
MACHINE SWAGE ONLY. THIS SLEEK SWAGE STUD IS IDEAL FOR ARCHITECTURAL APPLICATIONS. FOR PROPER FUNCTIONING, OBSERVE CORRECT "AFTER" DIMENSIONS.

## RAIL SWAGE STUD, UNF

316 STAINLESS STEEL

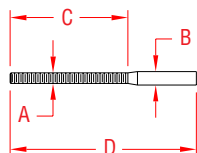


ITEM	A	B	C	D	BEFORE	AFTER
	(thread)	(wire)			(swage)	(swage)
<b>RIGHT-UNF</b>						
S0727-0703	1/4" UNF	1/8"	2.25"	4.00"	0.250"	0.219"
S0727-0704	1/4" UNF	5/32"	2.25"	4.00"	0.297"	0.250"
S0727-0705	1/4" UNF	3/16"	2.25"	4.00"	0.359"	0.313"
<b>LEFT-UNF</b>						
S0728-0703	1/4" UNF	1/8"	2.25"	4.00"	0.250"	0.219"
S0728-0704	1/4" UNF	5/32"	2.25"	4.00"	0.297"	0.250"
S0728-0705	1/4" UNF	3/16"	2.25"	4.00"	0.359"	0.313"

**NOTE:**  
MACHINE SWAGE ONLY. THIS SLEEK SWAGE STUD IS IDEAL FOR ARCHITECTURAL APPLICATIONS. FOR PROPER FUNCTIONING, OBSERVE CORRECT "AFTER" DIMENSIONS.

## MINI SWAGE STUD

UNC  
316 STAINLESS STEEL



ITEM	A	B	C	D	WIRE	WT
	(thread)				(diameter)	(lb)
<b>LEFT HAND</b>						
S0726-L704	1/4"	0.29"	1.39"	2.63"	5/32"	0.04
<b>RIGHT HAND</b>						
S0726-R704	1/4"	0.29"	1.39"	2.63"	5/32"	0.04

**NOTE:**  
DESIGNED FOR USE WITH 5/32" DIAMETER WIRE ROPE. IDEAL FOR RAILING APPLICATIONS THAT CALL FOR VERTICAL WIRE ROPE BALUSTERS. STUDS THREAD INTO RIVET NUT INSERT INSTALLED IN RAILING. SHORTENED STUD LENGTH ALLOWS FOR UNOBSTRUCTED VIEWS AND A STREAMLINED LOOK.

LIMITED LIFETIME  
WARRANTY

SUNCOR STAINLESS

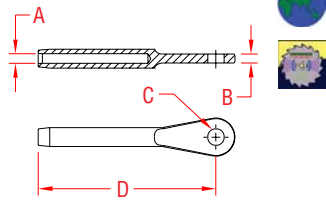
TEL 508-732-9191 • FAX 508-732-9798 • ORDERS ONLY 800-394-2222

www.suncorstainless.com

## SWAGE EYE



**316 STAINLESS STEEL**



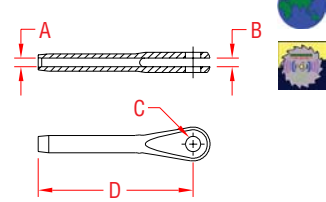
ITEM	A	B	C	D	BEFORE	AFTER
	(wire)				(swage)	(swage)
S0733-0001	1/16"	0.09"	0.19"	1.63"	0.160"	0.138"
S0733-0002	3/32"	0.10"	0.19"	2.04"	0.218"	0.190"
S0733-0003	1/8"	0.19"	0.19"	2.34"	0.250"	0.219"
S0733-0004	5/32"	0.19"	0.25"	2.68"	0.297"	0.250"
S0733-0005	3/16"	0.26"	0.31"	3.02"	0.359"	0.313"
S0733-0006	7/32"	0.29"	0.31"	3.38"	0.427"	0.375"
S0733-0007	1/4"	0.31"	0.38"	3.76"	0.494"	0.438"
S0733-0009	5/16"	0.34"	0.44"	4.55"	0.635"	0.563"
S0733-0010	3/8"	0.38"	0.50"	5.56"	0.703"	0.625"
S0733-0013	1/2"	0.47"	0.63"	7.32"	0.844"	0.750"

**NOTE: MACHINE SWAGE ONLY. DESIGNED TO MATE WITH S0734-SERIES SWAGE JAWS (BELOW).**

## SWAGE JAW



**316 STAINLESS STEEL**



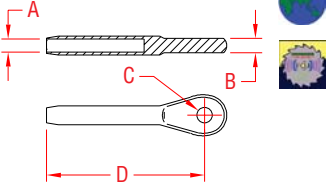
ITEM	A	B	C	D	BEFORE	AFTER
	(wire)				(swage)	(swage)
S0734-0001	1/16"	0.09"	0.19"	1.57"	0.160"	0.138"
S0734-0002	3/32"	0.11"	0.19"	1.95"	0.218"	0.190"
S0734-0003	1/8"	0.20"	0.19"	2.35"	0.250"	0.219"
S0734-0004	5/32"	0.20"	0.25"	2.66"	0.297"	0.250"
S0734-0005	3/16"	0.26"	0.31"	3.07"	0.359"	0.313"
S0734-0006	7/32"	0.30"	0.31"	3.44"	0.427"	0.375"
S0734-0007	1/4"	0.31"	0.38"	3.81"	0.494"	0.438"
S0734-0009	5/16"	0.35"	0.44"	4.44"	0.635"	0.563"
S0734-0010	3/8"	0.38"	0.50"	5.33"	0.703"	0.625"
S0734-0013	1/2"	0.47"	0.63"	6.94"	0.844"	0.750"

**NOTE: MACHINE SWAGE ONLY. DESIGNED TO MATE WITH S0733-SERIES SWAGE EYES (ABOVE).**

## SWAGE MARINE EYE



**316 STAINLESS STEEL**



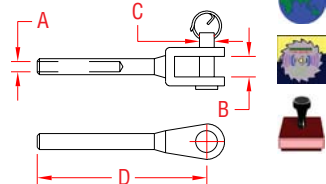
ITEM	A	B	C	D	BEFORE	AFTER
	(wire)				(swage)	(swage)
S0735-0001	1/16"	0.22"	0.26"	1.50"	0.160"	0.138"
S0735-0002	3/32"	0.22"	0.26"	1.76"	0.218"	0.190"
S0735-0003	1/8"	0.22"	0.26"	2.09"	0.250"	0.219"
S0735-0004	5/32"	0.28"	0.33"	2.36"	0.297"	0.250"
S0735-0005	3/16"	0.36"	0.39"	2.75"	0.359"	0.313"
S0735-0006	7/32"	0.41"	0.45"	3.22"	0.427"	0.375"
S0735-0007	1/4"	0.47"	0.51"	3.63"	0.494"	0.438"
S0735-0008	9/32"	0.47"	0.51"	3.80"	0.563"	0.500"
S0735-0009	5/16"	0.59"	0.64"	4.50"	0.635"	0.563"
S0735-0010	3/8"	0.59"	0.64"	4.93"	0.703"	0.625"
S0735-0013	1/2"	0.84"	0.89"	7.38"	0.844"	0.750"

**NOTE: MACHINE SWAGE ONLY. FOR PROPER FUNCTIONING, OBSERVE CORRECT "AFTER" DIMENSIONS.**

## SWAGE MARINE JAW



**316 STAINLESS STEEL**



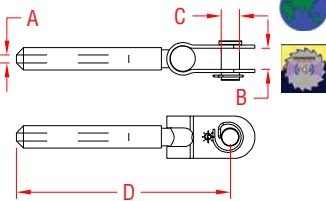
ITEM	A	B	C	D	BEFORE	AFTER
	(wire)				(swage)	(swage)
S0736-0001	1/16"	0.30"	0.19"	2.30"	0.160"	0.138"
S0736-0002	3/32"	0.30"	0.19"	2.30"	0.218"	0.190"
S0736-0003	1/8"	0.31"	0.19"	2.50"	0.250"	0.219"
S0736-0004	5/32"	0.39"	0.23"	2.90"	0.297"	0.250"
S0736-0005	3/16"	0.43"	0.31"	3.25"	0.359"	0.313"
S0736-0006	7/32"	0.49"	0.37"	3.72"	0.427"	0.375"
S0736-0007	1/4"	0.49"	0.43"	4.13"	0.494"	0.438"
S0736-0009	5/16"	0.56"	0.47"	5.08"	0.635"	0.563"
S0736-0010	3/8"	0.70"	0.55"	5.95"	0.703"	0.625"
S0736-0013	1/2"	0.94"	0.75"	7.90"	0.844"	0.750"

**NOTE: MACHINE SWAGE ONLY. FOR PROPER FUNCTIONING, OBSERVE CORRECT "AFTER" DIMENSIONS.**

## SWAGE MARINE TOGGLE



**316 STAINLESS STEEL**



ITEM	A	B	C	D	BEFORE	AFTER
	(size)				(swage)	(swage)
S0737-0003	1/8"	0.38"	0.24"	2.78"	0.250"	0.219"
S0737-0004	5/32"	0.38"	0.24"	3.11"	0.297"	0.250"
S0737-0005	3/16"	0.39"	0.32"	3.70"	0.359"	0.313"
S0737-0006	7/32"	0.47"	0.39"	4.50"	0.427"	0.375"
S0737-0007	1/4"	0.47"	0.38"	4.49"	0.494"	0.438"
S0737-0008	9/32"	0.63"	0.47"	5.22"	0.563"	0.500"
S0737-0009	5/16"	0.63"	0.47"	5.53"	0.635"	0.563"
S0737-0010	3/8"	0.79"	0.63"	6.38"	0.703"	0.625"

**NOTE: MACHINE SWAGE ONLY. FOR PROPER FUNCTIONING, OBSERVE CORRECT "AFTER" DIMENSIONS.**



**Key:**



Made in USA



Drop Forged



Precision Machined



Wire Formed



Suncor Exclusive



Import



Precision Cast



Stamped



Load Rated



New Product

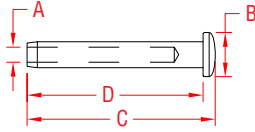
ORDERS ONLY: 800-394-2222 (USA)  
877-495-5510 (CANADA)

All logos, icons, images, measurements and descriptions are the sole property of Suncor Stainless, Inc. © 2013 Suncor Stainless, Inc.



## SWAGE DOMEHEAD

316 STAINLESS STEEL

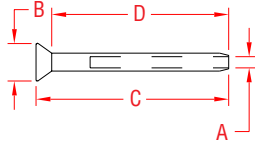


ITEM	A	B	C	D	BEFORE	AFTER
	(size)				(swage)	(swage)
S0738-0003	1/8"	0.39"	1.90"	1.77"	0.250"	0.219"
S0738-0004	5/32"	0.45"	2.18"	2.05"	0.297"	0.250"
S0738-0005	3/16"	0.55"	2.44"	2.28"	0.359"	0.313"
S0738-0007	1/4"	0.71"	2.99"	2.79"	0.494"	0.438"

**NOTE:**  
MACHINE SWAGE REQUIRED. FOR PROPER FUNCTIONING, OBSERVE CORRECT "AFTER" DIMENSIONS.

## SWAGE STEMBALL

316 STAINLESS STEEL

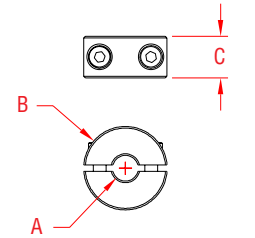


ITEM	A	B	C	D	BEFORE	AFTER
	(wire)				(swage)	(swage)
S0740-0003	1/8"	0.50"	2.28"	2.21"	0.250"	0.219"
S0740-0004	5/32"	0.61"	2.71"	2.48"	0.297"	0.250"
S0740-0005	3/16"	0.73"	3.08"	2.83"	0.359"	0.313"
S0740-0006	7/32"	0.77"	3.37"	3.11"	0.427"	0.375"
S0740-0007	1/4"	0.76"	3.52"	3.26"	0.494"	0.438"
S0740-0008	9/32"	0.81"	3.69"	3.43"	0.563"	0.500"
S0740-0009	5/16"	1.02"	4.60"	4.25"	0.635"	0.563"
S0740-0010	3/8"	1.04"	5.14"	4.68"	0.703"	0.625"

**STEMBALL CUPS**  
S0741-0004 USE WITH S0740-0003, S0740-0004  
S0741-0005 USE WITH S0740-0005  
S0741-0007 USE WITH S0740-0006, S0740-0007  
S0741-0010 USE WITH S0740-0009, S0740-0010


## 2 PART WIRE CLAMP/STOP

316 STAINLESS STEEL



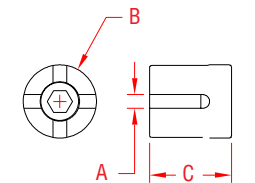
ITEM	A	B	C	WT
	(wire)			(lb)
S0720-0003	1/8"	0.64"	0.40"	0.02
S0720-0004	5/32"	0.64"	0.40"	0.03
S0720-0005	3/16"	0.79"	0.40"	0.04
S0720-0007	1/4"	0.79"	0.40"	0.05

**NOTE:**  
CAN BE USED IN ARCHITECTURAL FEATURES AS A WIRE CLAMP OR IN SHELVING SYSTEMS AS A STOP CLAMP. SIMPLE DESIGN OFFERS A CLEAN, CONTEMPORARY LOOK. PRODUCT SHOULD NEVER BE USED IN LIFTING APPLICATIONS.



## CROSS WIRE CLAMP

SURFACE MOUNT  
316 STAINLESS STEEL



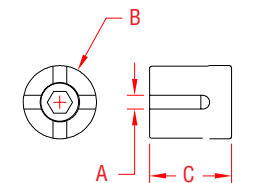
ITEM	A	B	C	WT
	(wire)			(lb)
S0722-0003	1/8"	0.67"	0.75"	0.06
S0722-0004	5/32"	0.79"	0.83"	0.07
S0722-0005	3/16"	0.79"	0.91"	0.08

**NOTE:**  
MAY BE USED ONLY FOR WIRE ROPE GUIDANCE PURPOSES (NOT AS AN END CONNECTOR). CAN BE USED IN ARCHITECTURAL APPLICATIONS SUCH AS TRELLIS SYSTEMS OR TO FORM WIRE NETTING. FITTING CAN BE THREADED ON TO SURFACE ANCHOR BOLT.




## CROSS WIRE CLAMP

STANDARD  
316 STAINLESS STEEL



ITEM	A	B	C	WT
	(wire)			(lb)
S0721-0003	1/8"	0.67"	0.75"	0.07
S0721-0004	5/32"	0.79"	0.83"	0.08
S0721-0005	3/16"	0.79"	0.91"	0.09
S0721-0007	1/4"	0.79"	0.99"	0.11

**NOTE:**  
MAY BE USED ONLY FOR WIRE ROPE GUIDANCE PURPOSES (NOT AS AN END CONNECTOR). CAN BE USED IN ARCHITECTURAL APPLICATIONS SUCH AS TRELLIS SYSTEMS OR TO FORM WIRE NETTING.



**LIMITED LIFETIME WARRANTY**

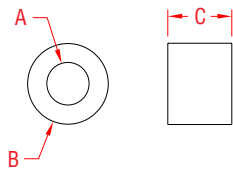

**SUNCOR STAINLESS**

TEL 508-732-9191 • FAX 508-732-9798 • ORDERS ONLY 800-394-2222

www.suncorstainless.com

## STOP SLEEVE

COPPER

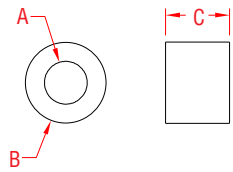



ITEM	A	B	C	HOLE#	
	(wire")	(wire mm)			
K0754-0001	1/16"	1.5 mm	0.20"	0.22"	1
K0754-0002	3/32"	2.5 mm	0.33"	0.32"	2
K0754-0003	1/8"	3.0 mm	0.33"	0.33"	3
K0754-0004	5/32"	4.0 mm	0.42"	0.33"	4
K0754-0005	3/16"	5.0 mm	0.42"	0.32"	5
K0754-0006	7/32"	5.5 mm	0.43"	0.63"	NA
K0754-0007	1/4"	6.0 mm	0.66"	0.71"	1
K0754-0009	5/16"	8.0 mm	0.66"	0.71"	NA
K0754-0010	3/8"	9.0 mm	0.66"	0.71"	NA

**NOTE:**  
SEE SWAGERS ON PAGE 52. FOR 1/16" - 1/8", USE E0113-0350.  
FOR 1/16" - 3/16", USE E0113-0600. FOR 1/4" USE E0113-0700.  
USE A HYDRAULIC SWAGER ON LARGER SIZES.

## STOP SLEEVE

ALUMINUM

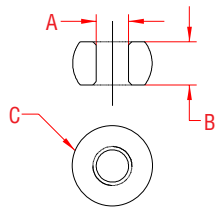


ITEM	A	B	C	HOLE#	
	(wire")	(wire mm)			
A0754-0001	1/16"	1.5 mm	0.20"	0.22"	1
A0754-0002	3/32"	2.5 mm	0.33"	0.32"	2
A0754-0003	1/8"	3.0 mm	0.33"	0.33"	3
A0754-0004	5/32"	4.0 mm	0.42"	0.33"	4
A0754-0005	3/16"	5.0 mm	0.42"	0.32"	5
A0754-0006	7/32"	5.5 mm	0.43"	0.63"	NA
A0754-0007	1/4"	6.0 mm	0.66"	0.71"	1

**NOTE:**  
SEE SWAGERS ON PAGE 52. FOR 1/16" - 1/8", USE E0113-0350.  
FOR 1/16" - 3/16", USE E0113-0600. FOR 1/4" USE E0113-0700.  
USE A HYDRAULIC SWAGER ON LARGER SIZES.

## PLAIN BALL

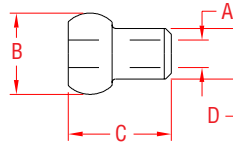
316 STAINLESS STEEL



ITEM	A	B	C BEFORE	C AFTER	WT
	(wire)		(swage)	(swage)	(lb)
S0757-0000	1/32"	0.141"	0.211"	0.1905"	0.001
S0757-0001	3/64"	0.141"	0.211"	0.1905"	0.001
S0757-0002	1/16"	0.141"	0.211"	0.1905"	0.001
S0757-0003	3/32"	0.174"	0.288"	0.253"	0.002
S0757-0004	1/8"	0.190"	0.355"	0.317"	0.004
S0757-0005	5/32"	0.227"	0.429"	0.380"	0.006
S0757-0006	3/16"	0.264"	0.498"	0.442"	0.010
S0757-0007	7/32"	0.300"	0.557"	0.490"	0.015
S0757-0008	1/4"	0.335"	0.628"	0.559"	0.020

## SINGLE SHANK BALL

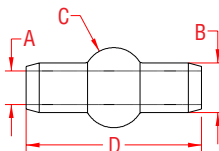
316 STAINLESS STEEL



ITEM	A	B BEFORE	B AFTER	C	D BEFORE	D AFTER
	(wire)	(swage)	(swage)		(swage)	(swage)
S0755-0001	1/16"	0.21"	0.19"	0.27"	0.13"	0.11"
S0755-0002	3/32"	0.28"	0.25"	0.38"	0.17"	0.14"
S0755-0003	1/8"	0.35"	0.32"	0.50"	0.22"	0.19"
S0755-0004	5/32"	0.42"	0.38"	0.62"	0.26"	0.22"
S0755-0005	3/16"	0.49"	0.44"	0.73"	0.30"	0.26"
S0755-0006	7/32"	0.56"	0.51"	0.85"	0.35"	0.30"
S0755-0007	1/4"	0.63"	0.57"	0.96"	0.41"	0.35"
S0755-0009	5/16"	0.77"	0.69"	1.19"	0.48"	0.41"

## DOUBLE SHANK BALL

316 STAINLESS STEEL



ITEM	A	B BEFORE	B AFTER	C BEFORE	C AFTER	D
	(wire)	(swage)	(swage)	(swage)	(swage)	
S0756-0001	1/16"	0.13"	0.11"	0.21"	0.19"	0.36"
S0756-0002	3/32"	0.16"	0.14"	0.28"	0.25"	0.53"
S0756-0003	1/8"	0.22"	0.19"	0.35"	0.32"	0.69"
S0756-0004	5/32"	0.25"	0.22"	0.42"	0.38"	0.85"
S0756-0005	3/16"	0.29"	0.26"	0.49"	0.44"	1.01"
S0756-0006	7/32"	0.35"	0.30"	0.56"	0.51"	1.18"
S0756-0007	1/4"	0.40"	0.35"	0.62"	0.57"	1.34"
S0756-0009	5/16"	0.48"	0.41"	0.76"	0.69"	1.66"



Key:



Made in USA



Drop Forged



Precision Machined



Wire Formed



Suncor Exclusive



Import



Precision Cast



Stamped



Load Rated



New Product

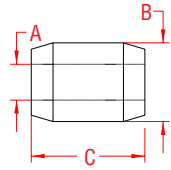

ORDERS ONLY: 800-394-2222 (USA)  
877-495-5510 (CANADA)

All logos, icons, images, measurements and descriptions are the sole property of Suncor Stainless, Inc.  
© 2013 Suncor Stainless, Inc.



## CYLINDRICAL TERMINAL

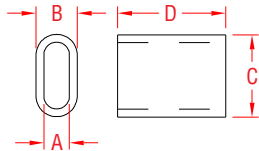
316 STAINLESS STEEL



ITEM	SIZE	A	B BEFORE	B AFTER	C	WT
	(wire)		(swage)	(swage)		(lb)
S0758-0001	1/16"	0.076"	0.221"	0.190"	0.224"	0.002
S0758-0002	3/32"	0.107"	0.252"	0.219"	0.333"	0.004
S0758-0003	1/8"	0.146"	0.298"	0.250"	0.416"	0.006
S0758-0004	5/32"	0.177"	0.377"	0.313"	0.510"	0.011
S0758-0005	3/16"	0.208"	0.439"	0.375"	0.635"	0.020

## SWAGE SLEEVE

303 STAINLESS STEEL

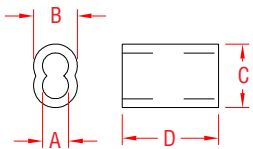


ITEM	A	B	C	D	AFTER SWAGE DIAMETER
	(wire)				
S0750-0001	1/16"	0.139"	0.230"	0.375"	0.150"
S0750-0002	3/32"	0.166"	0.269"	0.374"	0.185"
S0750-0003	1/8"	0.234"	0.362"	0.379"	0.265"
S0750-0004	5/32"	0.320"	0.491"	0.723"	0.350"
S0750-0005	3/16"	0.355"	0.564"	0.876"	0.395"
S0750-0006	7/32"	0.432"	0.663"	0.885"	0.437"
S0750-0007	1/4"	0.457"	0.720"	1.131"	0.530"

**NOTE:**  
**AFTER SWAGE DIAMETERS ARE PLUS 0.0" AND MINUS 0.010".**  
**OTHER TYPES AND SIZES AVAILABLE ON SPECIAL ORDER.**  
**SWAGE TOOLS ARE SOLD ON PAGE 52. REQUIRES HYDRAULIC SWAGING.**

## SWAGE SLEEVE

ALUMINUM

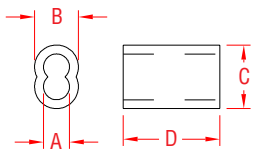


ITEM	A	B	C	D	CRIMPS	HOLE#	
	(wire")	(wire mm)					
A0751-0001	1/16"	1.5 mm	0.185"	0.258"	0.390"	2	1
A0751-0002	3/32"	2.5 mm	0.277"	0.403"	0.490"	3	2
A0751-0003	1/8"	3.0 mm	0.336"	0.493"	0.628"	3	3
A0751-0004	5/32"	4.0 mm	0.381"	0.574"	0.686"	3	4
A0751-0005	3/16"	5.0 mm	0.443"	0.666"	1.004"	3	5
A0751-0007	1/4"	6.0 mm	0.536"	0.816"	1.137"	3	1
A0751-0009	5/16"	8.0 mm	0.689"	1.034"	1.245"	3	HYDRAULIC
A0751-0010	3/8"	9.0 mm	0.752"	1.157"	1.447"	3	HYDRAULIC
A0751-0013	1/2"	12.0 mm	1.054"	1.623"	2.000"	3	HYDRAULIC

**NOTE:**  
**SEE SWAGERS ON PAGE 52.**  
**FOR 1/16" - 1/8", USE E0113-0350. FOR 1/16" - 3/16",**  
**USE E0113-0600. FOR 1/4" USE E0113-0700.**  
**USE A HYDRAULIC SWAGER ON LARGER SIZES.**

## SWAGE SLEEVE

COPPER

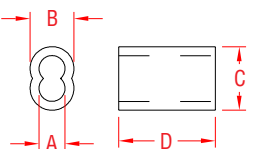


ITEM	A	B	C	D	CRIMPS	HOLE#	
	(wire")	(wire mm)					
K0752-0001	1/16"	1.5 mm	0.169"	0.250"	0.372"	2	1
K0752-0002	3/32"	2.5 mm	0.224"	0.370"	0.400"	3	2
K0752-0003	1/8"	3.0 mm	0.327"	0.492"	0.554"	3	3
K0752-0004	5/32"	4.0 mm	0.369"	0.592"	0.606"	3	4
K0752-0005	3/16"	5.0 mm	0.450"	0.672"	0.940"	3	5
K0752-0007	1/4"	6.0 mm	0.515"	0.809"	1.110"	3	1
K0752-0009	5/16"	8.0 mm	0.668"	1.020"	1.051"	3	HYDRAULIC
K0752-0010	3/8"	9.0 mm	0.728"	1.113"	1.236"	3	HYDRAULIC
K0752-0013	1/2"	12.0 mm	0.955"	1.471"	1.892"	3	HYDRAULIC

**NOTE:**  
**SEE SWAGERS ON PAGE 52. FOR 1/16" - 1/8", USE E0113-0350.**  
**FOR 1/16" - 3/16", USE E0113-0600. FOR 1/4" USE E0113-0700.**  
**USE A HYDRAULIC SWAGER ON LARGER SIZES.**

## SWAGE SLEEVE

ZINC PLATED COPPER



ITEM	A	B	C	D	CRIMPS	HOLE#	
	(wire")	(wire mm)					
Z0753-0001	1/16"	1.5 mm	0.169"	0.250"	0.372"	2	1
Z0753-0002	3/32"	2.5 mm	0.224"	0.370"	0.400"	3	2
Z0753-0003	1/8"	3.0 mm	0.327"	0.492"	0.554"	3	3
Z0753-0004	5/32"	4.0 mm	0.369"	0.592"	0.606"	3	4
Z0753-0005	3/16"	5.0 mm	0.450"	0.672"	0.940"	3	5
Z0753-0006	7/32"	5.5 mm	0.460"	0.720"	0.860"	3	NA
Z0753-0007	1/4"	6.0 mm	0.515"	0.809"	1.110"	3	1
Z0753-0009	5/16"	8.0 mm	0.668"	1.020"	1.051"	3	HYDRAULIC
Z0753-0010	3/8"	9.0 mm	0.728"	1.113"	1.236"	3	HYDRAULIC
Z0753-0013	1/2"	12.0 mm	0.955"	1.471"	1.892"	3	HYDRAULIC

**NOTE:**  
**SEE SWAGERS ON PAGE 52. FOR 1/16" - 1/8", USE E0113-0350.**  
**FOR 1/16" - 3/16", USE E0113-0600. FOR 1/4" USE E0113-0700.**  
**USE A HYDRAULIC SWAGER ON LARGER SIZES.**

**LIMITED LIFETIME WARRANTY**

**SUNCOR STAINLESS**

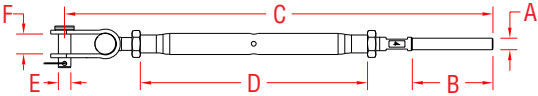
TEL 508-732-9191 • FAX 508-732-9798 • ORDERS ONLY 800-394-2222

www.suncorstainless.com

# HAND SWAGE

HAND SWAGE

## TOGGLE & HAND SWAGE STUD 316 STAINLESS STEEL



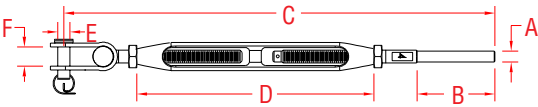
ITEM	A	B	C	D	E	F	WT
	(wire)						(lb)
S0782-H0703	1/8"	1.51"	8.02"	4.25"	0.24"	0.38"	0.21
S0782-H0705	3/16"	2.01"	8.64"	4.25"	0.24"	0.38"	0.24

**NOTE:**  
DESIGNED FOR HAND SWAGE USE ONLY. THIS TURNBUCKLE FEATURES A CLOSED STYLE BODY WITH PRECISION MANUFACTURED END FITTINGS. ALL COMPONENTS ARE MADE FROM GRADE 316 STAINLESS STEEL.

CRIMP THE HAND SWAGE STUD ONTO THE WIRE ROPE USING THE HAND SWAGER (PART # E0113-H600, PAGE 42). USE HAND SWAGER HOLE #1 ON 1/8" WIRE AND HOLE #2 ON 3/16" WIRE.

**HAND SWAGE**

## TOGGLE & HAND SWAGE STUD CHROMED BRONZE BODY & STAINLESS ENDS



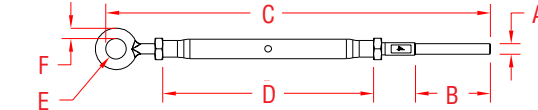
ITEM	A	B	C	D	E	F	WT
	(wire)						(lb)
S0786-H0703	1/8"	1.51"	8.38"	4.61"	0.24"	0.38"	0.25
S0786-H0705	3/16"	2.01"	9.00"	4.61"	0.24"	0.38"	0.28

**NOTE:**  
DESIGNED FOR HAND SWAGE USE ONLY. MAKE INSTALLATION PAINLESS, USING SUNCOR'S HAND SWAGE LINE OF FITTINGS. THE OPEN BODY TURNBUCKLE COMBINES CHROMED BRONZE WITH GRADE 316 STAINLESS STEEL. ALSO AVAILABLE WITH SILICON BRONZE BODY.

CRIMP THE HAND SWAGE STUD ONTO THE WIRE ROPE USING THE HAND SWAGER (PART # E0113-H600, PAGE 42). USE HAND SWAGER HOLE #1 ON 1/8" WIRE AND HOLE #2 ON 3/16" WIRE.

**HAND SWAGE**

## GATE EYE & HAND SWAGE STUD 316 STAINLESS STEEL



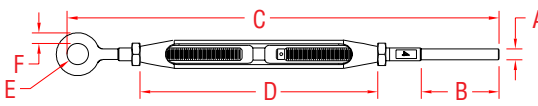
ITEM	A	B	C	D	E	F	WT
	(wire)						(lb)
S0794-H0703	1/8"	1.51"	7.75"	4.25"	0.42"	0.21"	0.21
S0794-H0705	3/16"	2.01"	8.37"	4.25"	0.42"	0.21"	0.23

**NOTE:**  
DESIGNED FOR HAND SWAGE USE ONLY. THIS TURNBUCKLE FEATURES A CLOSED STYLE BODY WITH PRECISION MANUFACTURED END FITTINGS. ALL COMPONENTS ARE MADE FROM GRADE 316 STAINLESS STEEL.

CRIMP THE HAND SWAGE STUD ONTO THE WIRE ROPE USING THE HAND SWAGER (PART # E0113-H600, PAGE 42). USE HAND SWAGER HOLE #1 ON 1/8" WIRE AND HOLE #2 ON 3/16" WIRE.

**HAND SWAGE**

## GATE EYE & HAND SWAGE STUD CHROMED BRONZE BODY & STAINLESS ENDS



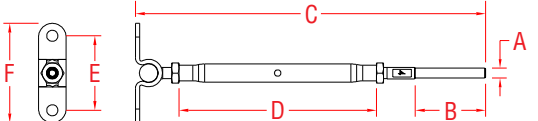
ITEM	A	B	C	D	E	F	WT
	(wire)						(lb)
S0795-H0703	1/8"	1.51"	8.38"	4.61"	0.42"	0.21"	0.25
S0795-H0705	3/16"	2.01"	9.00"	4.61"	0.42"	0.21"	0.27

**NOTE:**  
DESIGNED FOR HAND SWAGE USE ONLY. MAKE INSTALLATION PAINLESS, USING SUNCOR'S HAND SWAGE LINE OF FITTINGS. THE OPEN BODY TURNBUCKLE COMBINES CHROMED BRONZE WITH GRADE 316 STAINLESS STEEL. ALSO AVAILABLE WITH SILICON BRONZE BODY.

CRIMP THE HAND SWAGE STUD ONTO THE WIRE ROPE USING THE HAND SWAGER (PART # E0113-H600, PAGE 42). USE HAND SWAGER HOLE #1 ON 1/8" WIRE AND HOLE #2 ON 3/16" WIRE.

**HAND SWAGE**

## WALL MOUNT & HAND SWAGE STUD 316 STAINLESS STEEL



ITEM	A	B	C	D	E	F	WT
	(wire)						(lb)
S0784-H0703	1/8"	1.51"	7.54"	4.25"	1.62"	2.16"	0.21
S0784-H0705	3/16"	2.01"	8.16"	4.25"	1.62"	2.16"	0.23

**NOTE:**  
DESIGNED FOR HAND SWAGE USE ONLY. THIS TURNBUCKLE FEATURES A CLOSED STYLE BODY WITH PRECISION MANUFACTURED END FITTINGS. ALL COMPONENTS ARE MADE FROM GRADE 316 STAINLESS STEEL.

CRIMP THE HAND SWAGE STUD ONTO THE WIRE ROPE USING THE HAND SWAGER (PART # E0113-H600, PAGE 42). USE HAND SWAGER HOLE #1 ON 1/8" WIRE AND HOLE #2 ON 3/16" WIRE.

REFERENCE "FASTENER MATCHING CHART" (PAGE 154) FOR COMPATIBLE FASTENERS.

**HAND SWAGE**



**Key:**



Made in USA



Drop Forged



Precision Machined



Wire Formed



Suncor Exclusive



Import



Precision Cast



Stamped



Load Rated



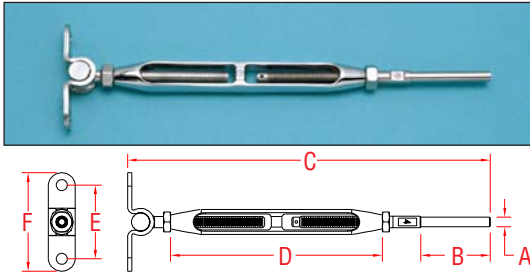
New Product

ORDERS ONLY: 800-394-2222 (USA)  
877-495-5510 (CANADA)

All logos, icons, images, measurements and descriptions are the sole property of Suncor Stainless, Inc. © 2013 Suncor Stainless, Inc.



## WALL MOUNT & HAND SWAGE STUD CHROMED BRONZE BODY & STAINLESS ENDS



ITEM	A	B	C	D	E	F	WT
	(wire)						(lb)
S0798-H0703	1/8"	1.51"	7.90"	4.61"	1.62"	2.16"	0.24
S0798-H0705	3/16"	2.01"	8.52"	4.61"	1.62"	2.16"	0.26

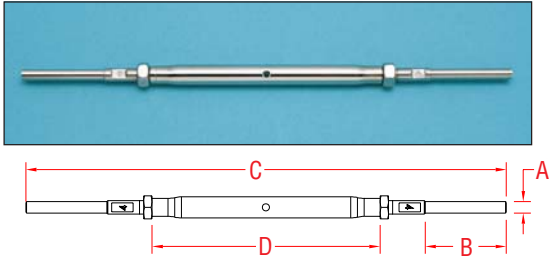
**NOTE:**  
DESIGNED FOR HAND SWAGE USE ONLY. MAKE INSTALLATION PAINLESS, USING SUNCOR'S HAND SWAGE LINE OF FITTINGS. THE OPEN BODY TURNBUCKLE COMBINES CHROMED BRONZE WITH GRADE 316 STAINLESS STEEL. ALSO AVAILABLE WITH SILICON BRONZE BODY.

**CRIMP THE HAND SWAGE STUD ONTO THE WIRE ROPE USING THE HAND SWAGER (PART # E0113-H600, PAGE 42). USE HAND SWAGER HOLE #1 ON 1/8" WIRE AND HOLE #2 ON 3/16" WIRE.**

**REFERENCE "FASTENER MATCHING CHART" (PAGE 154) FOR COMPATIBLE FASTENERS.**

**HAND SWAGE**

## STUD & STUD - HAND SWAGE 316 STAINLESS STEEL



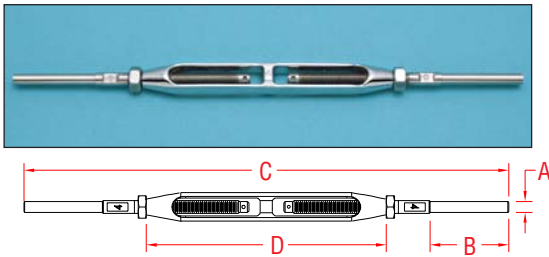
ITEM	A	B	C	D	WT
	(wire)				(lb)
S0796-H0703	1/8"	1.51"	8.95"	4.25"	0.17
S0796-H0705	3/16"	2.01"	10.19"	4.25"	0.21

**NOTE:**  
DESIGNED FOR HAND SWAGE USE ONLY. THIS TURNBUCKLE FEATURES A CLOSED STYLE BODY WITH PRECISION MANUFACTURED END FITTINGS. ALL COMPONENTS ARE MADE FROM GRADE 316 STAINLESS STEEL.

**CRIMP THE HAND SWAGE STUDS ONTO THE WIRE ROPE USING THE HAND SWAGER (PART # E0113-H600, PAGE 42). USE HAND SWAGER HOLE #1 ON 1/8" WIRE AND HOLE #2 ON 3/16" WIRE.**

**HAND SWAGE**

## STUD & STUD - HAND SWAGE CHROMED BRONZE BODY & STAINLESS ENDS



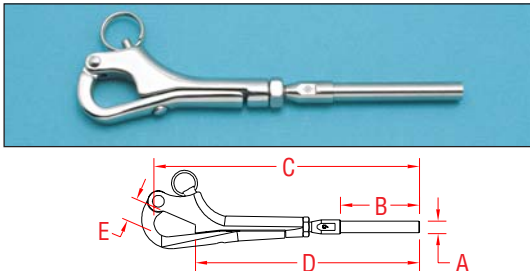
ITEM	A	B	C	D	WT
	(wire)				(lb)
S0797-H0703	1/8"	1.51"	9.31"	4.61"	0.20
S0797-H0705	3/16"	2.01"	10.53"	4.61"	0.24

**NOTE:**  
DESIGNED FOR HAND SWAGE USE ONLY. MAKE INSTALLATION PAINLESS, USING SUNCOR'S HAND SWAGE LINE OF FITTINGS. THE OPEN BODY TURNBUCKLE COMBINES CHROMED BRONZE WITH GRADE 316 STAINLESS STEEL. ALSO AVAILABLE WITH SILICON BRONZE BODY.

**CRIMP THE HAND SWAGE STUD ONTO THE WIRE ROPE USING THE HAND SWAGER (PART # E0113-H600, PAGE 42). USE HAND SWAGER HOLE #1 ON 1/8" WIRE AND HOLE #2 ON 3/16" WIRE.**

**HAND SWAGE**

## PELICAN HOOK W/ HAND SWAGE 316 STAINLESS STEEL



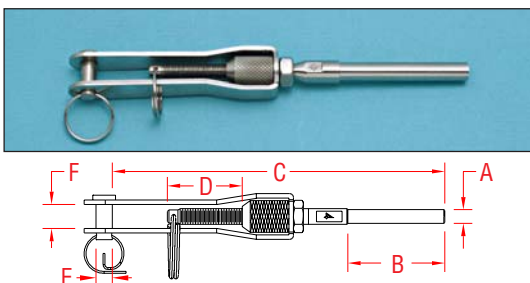
ITEM	A	B	C	D	E	WT
	(wire)					(lb)
S0162-H0703	1/8"	1.51"	5.13"	4.38"	0.59"	0.19
S0162-H0705	3/16"	2.01"	5.75"	5.00"	0.59"	0.22

**NOTE:**  
DESIGNED FOR HAND SWAGE USE ONLY. MAKE INSTALLATIONS PAINLESS, USING SUNCOR'S HAND SWAGE LIFELINE FITTINGS. THIS HOOK FEATURES EASY OPENING CAPABILITIES. BODY AND SWAGE FITTING ARE MADE FROM GRADE 316 STAINLESS STEEL.

**CRIMP THE HAND SWAGE STUDS ONTO THE WIRE ROPE USING THE HAND SWAGER (PART # E0113-H600, PAGE 42). USE HAND SWAGER HOLE #1 ON 1/8" WIRE AND HOLE #2 ON 3/16" WIRE.**

**HAND SWAGE**

## LIFELINE ADJUSTER W/ HAND SWAGE 316 STAINLESS STEEL



ITEM	A	B	C	D	E	F	WT
	(wire)						(lb)
S0745-H003	1/8"	1.51"	5.13"	1.19"	0.24"	0.42"	0.16
S0745-H005	3/16"	2.01"	5.77"	1.19"	0.24"	0.42"	0.18

**NOTE:**  
DESIGNED FOR HAND SWAGE USE ONLY. MAKE INSTALLATIONS PAINLESS, USING SUNCOR'S HAND SWAGE LIFELINE FITTINGS. USE THIS ADJUSTER WHERE QUICK ADJUSTMENT IS REQUIRED WITHOUT THE USE OF TOOLS. BODY AND SWAGE FITTING ARE MADE FROM GRADE 316 STAINLESS STEEL.

**CRIMP THE HAND SWAGE STUDS ONTO THE WIRE ROPE USING THE HAND SWAGER (PART # E0113-H600, PAGE 42). USE HAND SWAGER HOLE #1 ON 1/8" WIRE AND HOLE #2 ON 3/16" WIRE.**

**HAND SWAGE**

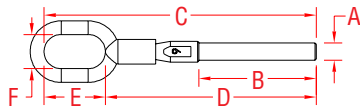
**LIMITED LIFETIME WARRANTY**

**SUNCOR STAINLESS**

TEL 508-732-9191 • FAX 508-732-9798 • ORDERS ONLY 800-394-2222

www.suncorstainless.com

## GATE EYE - HAND SWAGE 316 STAINLESS STEEL



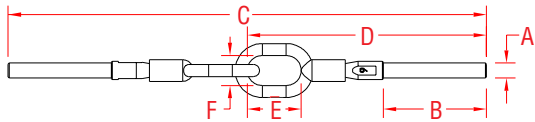
ITEM	A	B	C	D	E	F	WT
	(wire)						(lb)
S0744-H003	1/8"	1.51"	4.02"	2.97"	1.05"	0.59"	0.08
S0744-H005	3/16"	2.01"	4.66"	3.61"	1.05"	0.59"	0.11

**NOTE:**  
DESIGNED FOR HAND SWAGE USE ONLY. MAKE INSTALLATIONS PAINLESS, USING SUNCOR'S HAND SWAGE LIFELINE FITTINGS. USE THE GATE EYE AT ONE END OF THE OPENING TO ATTACH THE PELICAN HOOK. EYE AND SWAGE FITTING ARE MADE FROM GRADE 316 STAINLESS STEEL.

CRIMP THE HAND SWAGE STUDS ONTO THE WIRE ROPE USING THE HAND SWAGER (PART # E0113-H600, PAGE 42). USE HAND SWAGER HOLE #1 ON 1/8" WIRE AND HOLE #2 ON 3/16" WIRE.

**HAND SWAGE**

## JOINED GATE EYES - HAND SWAGE 316 STAINLESS STEEL



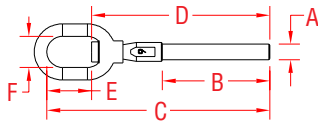
ITEM	A	B	C	D	E	F	WT
	(wire)						(lb)
S0746-H003	1/8"	1.51"	8.06"	4.02"	1.05"	0.59"	0.16
S0746-H005	3/16"	2.01"	9.32"	4.66"	1.05"	0.59"	0.21

**NOTE:**  
DESIGNED FOR HAND SWAGE USE ONLY. MAKE INSTALLATIONS PAINLESS, USING SUNCOR'S HAND SWAGE LIFELINE FITTINGS. USE THE JOINED GATE EYES IN CONJUNCTION WITH THE SINGLE GATE EYE AT THE GATE OPENING IN THE LIFELINE. EYES AND SWAGE FITTINGS ARE MADE FROM GRADE 316 STAINLESS STEEL.

CRIMP THE HAND SWAGE STUDS ONTO THE WIRE ROPE USING THE HAND SWAGER (PART # E0113-H600, PAGE 42). USE HAND SWAGER HOLE #1 ON 1/8" WIRE AND HOLE #2 ON 3/16" WIRE.

**HAND SWAGE**

## SWIVEL GATE EYE - HAND SWAGE 316 STAINLESS STEEL



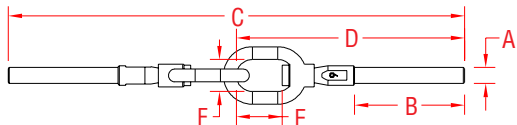
ITEM	A	B	C	D	E	F	WT
	(wire)						(lb)
S0718-H0703	1/8"	1.51"	3.53"	2.58"	0.84"	0.59"	0.08
S0718-H0705	3/16"	2.01"	4.17"	3.21"	0.84"	0.59"	0.10

**NOTE:**  
DESIGNED FOR HAND SWAGE USE ONLY. MAKE INSTALLATIONS PAINLESS, USING SUNCOR'S HAND SWAGE LIFELINE FITTINGS. USE THE GATE EYE AT ONE END OF THE OPENING TO ATTACH THE PELICAN HOOK. EYE AND SWAGE FITTING ARE MADE FROM GRADE 316 STAINLESS STEEL.

CRIMP THE HAND SWAGE STUDS ONTO THE WIRE ROPE USING THE HAND SWAGER (PART # E0113-H600, PAGE 42). USE HAND SWAGER HOLE #1 ON 1/8" WIRE AND HOLE #2 ON 3/16" WIRE.

**HAND SWAGE**

## JOINED SWIVEL GATE EYES - HAND SWAGE 316 STAINLESS STEEL



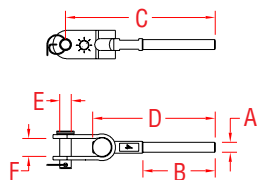
ITEM	A	B	C	D	E	F	WT
	(wire)						(lb)
S0719-H0703	1/8"	1.51"	7.09"	3.54"	0.84"	0.59"	0.15
S0719-H0705	3/16"	2.01"	8.35"	4.17"	0.84"	0.59"	0.19

**NOTE:**  
DESIGNED FOR HAND SWAGE USE ONLY. MAKE INSTALLATIONS PAINLESS, USING SUNCOR'S HAND SWAGE LIFELINE FITTINGS. USE THE JOINED GATE EYES IN CONJUNCTION WITH THE SINGLE GATE EYE AT THE GATE OPENING IN THE LIFELINE. EYES AND SWAGE FITTINGS ARE MADE FROM GRADE 316 STAINLESS STEEL.

CRIMP THE HAND SWAGE STUDS ONTO THE WIRE ROPE USING THE HAND SWAGER (PART # E0113-H600, PAGE 42). USE HAND SWAGER HOLE #1 ON 1/8" WIRE AND HOLE #2 ON 3/16" WIRE.

**HAND SWAGE**

## TOGGLE TERMINAL - HAND SWAGE 316 STAINLESS STEEL



ITEM	A	B	C	D	E	F	WT
	(wire)						(lb)
S0737-H003	1/8"	1.51"	3.13"	2.56"	0.24"	0.38"	0.07
S0737-H005	3/16"	2.01"	3.80"	3.23"	0.24"	0.38"	0.10

**NOTE:**  
DESIGNED FOR HAND SWAGE USE ONLY. MAKE INSTALLATION PAINLESS, USING SUNCOR'S HAND SWAGE LINE OF FITTINGS. THIS TOGGLE IS PERFECT FOR NUMEROUS MARINE, INDUSTRIAL AND ARCHITECTURAL APPLICATIONS. TOGGLE AND SWAGE FITTING ARE MADE FROM GRADE 316 STAINLESS STEEL.

CRIMP THE HAND SWAGE STUDS ONTO THE WIRE ROPE USING THE HAND SWAGER (PART # E0113-H600, PAGE 42). USE HAND SWAGER HOLE #1 ON 1/8" WIRE AND HOLE #2 ON 3/16" WIRE.

**HAND SWAGE**



Key:



Made in USA



Drop Forged



Precision Machined



Wire Formed



Suncor Exclusive



Import



Precision Cast



Stamped



Load Rated



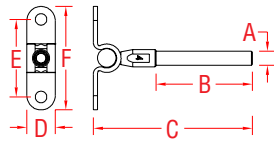
New Product

ORDERS ONLY: 800-394-2222 (USA)  
877-495-5510 (CANADA)

All logos, icons, images, measurements and descriptions are the sole property of Suncor Stainless, Inc. © 2013 Suncor Stainless, Inc.

## WALL MOUNT TERMINAL - HAND SWAGE

316 STAINLESS STEEL



ITEM	A	B	C	D	E	F	WT
	(wire)						(lb)
S0723-H003	1/8"	1.51"	2.65"	0.59"	1.62"	2.16"	0.07
S0723-H005	3/16"	2.01"	3.32"	0.59"	1.62"	2.16"	0.09

**NOTE:**  
**DESIGNED FOR HAND SWAGE USE ONLY. THIS WALL MOUNTED SWAGE FITTING IS PERFECT FOR ARCHITECTURAL APPLICATIONS WHERE WIRE ROPE IS DESIRED. WALL MOUNT AND SWAGE FITTING ARE MADE FROM GRADE 316 STAINLESS STEEL.**

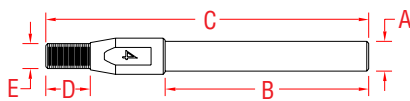
**CRIMP THE HAND SWAGE STUDS ONTO THE WIRE ROPE USING THE HAND SWAGER (PART # E0113-H600, PAGE 42). USE HAND SWAGER HOLE #1 ON 1/8" WIRE AND HOLE #2 ON 3/16" WIRE.**

**REFERENCE "FASTENER MATCHING CHART" (PAGE 154) FOR COMPATIBLE FASTENERS.**

**HAND SWAGE**

## SHORT STUD - HAND SWAGE

UNF - 316 STAINLESS STEEL



ITEM	A	B	C	D	E	WT
	(wire)				(thread)	(lb)
S0731-HM0703	1/8"	1.51"	2.56"	0.44"	0.25"	0.02
S0731-HM0705	3/16"	2.01"	3.19"	0.44"	0.25"	0.04

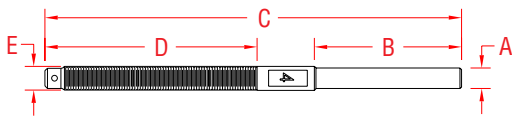
**NOTE:**  
**DESIGNED FOR HAND SWAGE USE ONLY. MAKE INSTALLATION PAINLESS, USING SUNCOR'S HAND SWAGE LINE OF FITTINGS. THREADS ARE "UNF".**

**CRIMP THE HAND SWAGE STUDS ONTO THE WIRE ROPE USING THE HAND SWAGER (PART # E0113-H600, PAGE 42). USE HAND SWAGER HOLE #1 ON 1/8" WIRE AND HOLE #2 ON 3/16" WIRE.**

**HAND SWAGE**

## STANDARD STUD - HAND SWAGE

UNF - 316 STAINLESS STEEL



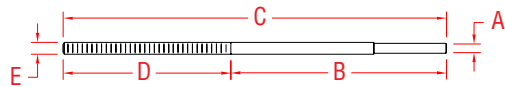
ITEM	A	B	C	D	E	WT
	(wire)				(thread)	(lb)
<b>RIGHT HAND</b>						
S0731-H0703	1/8"	1.51"	4.32"	2.20"	0.25"	0.04
S0731-H0705	3/16"	2.01"	4.94"	2.19"	0.25"	0.06
<b>LEFT HAND</b>						
S0732-H0703	1/8"	1.51"	4.32"	2.20"	0.25"	0.04
S0732-H0705	3/16"	2.01"	4.94"	2.19"	0.25"	0.06

**NOTE:**  
**DESIGNED FOR HAND SWAGE USE ONLY. MAKE INSTALLATION PAINLESS, USING SUNCOR'S HAND SWAGE LINE OF FITTINGS. THREADS ARE "UNF". CRIMP THE HAND SWAGE STUDS ONTO THE WIRE ROPE USING THE HAND SWAGER (PART # E0113-H600, PAGE 42). USE HAND SWAGER HOLE #1 ON 1/8" WIRE AND HOLE #2 ON 3/16" WIRE.**

**HAND SWAGE**

## EXTRA LONG STUD - HAND SWAGE

UNF - 316 STAINLESS STEEL



ITEM	A	B	C	D	E	WT
	(wire)				(thread)	(lb)
S0731-HL703	1/8"	4.50"	8.00"	3.50"	0.25"	0.09
S0731-HL705	3/16"	4.50"	8.00"	3.50"	0.25"	0.11

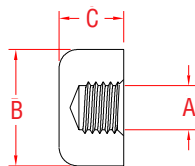
**NOTE:**  
**DESIGNED FOR HAND SWAGE USE ONLY. MAKE INSTALLATION PAINLESS, USING SUNCOR'S HAND SWAGE LINE OF FITTINGS. LONG STUD IS PERFECT FOR CABLE RAILING SYSTEMS WHERE "THROUGH POST" HARDWARE IS DESIRED FOR MINIMAL OBSTRUCTION.**

**THREADS ARE "UNF". CRIMP THE HAND SWAGE STUDS ONTO THE WIRE ROPE USING THE HAND SWAGER (PART # E0113-H600, PAGE 42). USE HAND SWAGER HOLE #1 ON 1/8" WIRE AND HOLE #2 ON 3/16" WIRE.**

**HAND SWAGE**

## STOP NUT

316 STAINLESS STEEL



ITEM	A	B	C	THREAD	WT
	(size)				(lb)
<b>UNC THREAD</b>					
S0724-UN07-R	1/4"	0.75"	0.40"	Right Hand	0.03
S0724-UN07-L	1/4"	0.75"	0.40"	Left Hand	0.03
<b>UNF THREAD</b>					
S0724-UF07-R	1/4"	0.75"	0.40"	Right Hand	0.03
S0724-UF07-L	1/4"	0.75"	0.40"	Left Hand	0.03

**NOTE:**  
**DESIGNED FOR USE WITH HAND SWAGE AND STANDARD STUDS. STOP NUT IS PERFECT FOR CABLE RAILING SYSTEMS WHERE "THROUGH POST" HARDWARE IS DESIRED FOR MINIMAL OBSTRUCTION. USE AT THE END OF SWAGE STUDS FOR A FINISHED LOOK.**

**HAND SWAGE**

**LIMITED LIFETIME WARRANTY**

**SUNCOR STAINLESS**

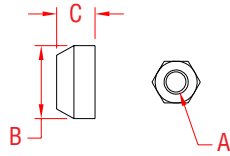
TEL 508-732-9191 • FAX 508-732-9798 • ORDERS ONLY 800-394-2222

www.suncorstainless.com



## COVER NUT - SET

316 STAINLESS STEEL



### Cable Railing Hardware

Suncor Stainless would like to introduce a sleek new design for architectural cable railing systems. Simply insert the long stud (S0731-HL Series, page 41) into a standard 4x4 post and affix the Cover Nut Set on the end and you're done! These new items allow for a quick and easy installation and produce a unique alternative to a conventional railing system, featuring unobstructed views.



ITEM	A	B	C	THREAD	WT
	(size)				(lb)
<b>UNC THREAD</b>					
S0307-UN07-R	1/4"	0.75"	0.40"	Right Hand	0.03
S0307-UN07-L	1/4"	0.75"	0.40"	Left Hand	0.03
<b>UNF THREAD</b>					
S0307-UF07-R	1/4"	0.75"	0.40"	Right Hand	0.03
S0307-UF07-L	1/4"	0.75"	0.40"	Left Hand	0.03

**NOTE:**

**DESIGNED FOR USE WITH HAND SWAGE AND STANDARD STUDS. COVER NUT SET IS PERFECT FOR CABLE RAILING SYSTEMS WHERE "THROUGH POST" HARDWARE IS DESIRED FOR MINIMAL OBSTRUCTION. AFFIX TO END OF SWAGE STUD FOR A FINISHED LOOK.**

### 3 Easy Installation Steps



**Step 1**  
Tighten nut to tension.



**Step 2**  
Cut thread flush with nut.

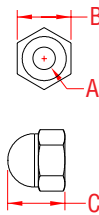



**Step 3**  
Install cap & you're done!

**HAND SWAGE**

## ACORN NUT - SET

316 STAINLESS STEEL



ITEM	A	B	C	THREAD	WT
	(size)				(lb)
<b>UNC THREAD</b>					
S0308-UN07-R	1/4"	0.44"	0.47"	Right Hand	0.02
S0308-UN07-L	1/4"	0.44"	0.47"	Left Hand	0.02
<b>UNF THREAD</b>					
S0308-UF07-R	1/4"	0.44"	0.47"	Right Hand	0.02
S0308-UF07-L	1/4"	0.44"	0.47"	Left Hand	0.02

**NOTE:**

**DESIGNED FOR USE WITH 1/4" THREAD HAND SWAGE AND STANDARD STUDS.**

**HAND SWAGE**

## "MINI" HAND SWAGER

\*FOR USE WITH HAND SWAGE SERIES



ITEM	SIZE	SWAGES	WT
	(length)		(lb)
E0113-H001	12"	1/8" and 3/16"	1.76

**NOTE:**

**MAKE HAND SWAGING QUICK AND EASY USING SUNCOR'S "MINI" HAND SWAGER.**

**THE "MINI" HAND SWAGER CRIMPS THE HAND SWAGE STUDS ONTO THE WIRE ROPE. USE HOLE #1 ON 1/8" WIRE AND HOLE #2 ON 3/16" WIRE.**

**HAND SWAGE**

## HAND SWAGER

\*FOR USE WITH HAND SWAGE SERIES



ITEM	SIZE	SWAGES	WT
	(length)		(lb)
E0113-H600	24"	1/8" and 3/16"	6.35

**NOTE:**

**MAKE HAND SWAGING QUICK AND EASY USING SUNCOR'S HAND SWAGER.**

**HAND SWAGER CRIMPS THE HAND SWAGE STUDS ONTO THE WIRE ROPE. USE HOLE #1 ON 1/8" WIRE AND HOLE #2 ON 3/16" WIRE.**

**FOR COMPATIBLE PRODUCTS, SEE PAGE 38-41.**

**HAND SWAGE**



**Key:**



ORDERS ONLY: 800-394-2222 (USA)  
877-495-5510 (CANADA)

All logos, icons, images, measurements and descriptions are the sole property of Suncor Stainless, Inc. © 2013 Suncor Stainless, Inc.

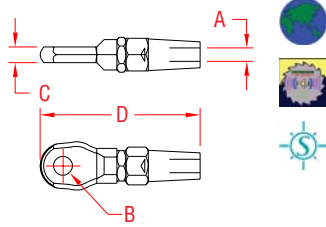




## QUICK ATTACH™ EYE



316 STAINLESS STEEL



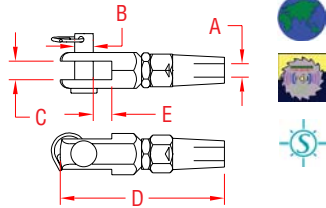
ITEM	A	B	C	D	WT
	(wire size)				(lb)
S0761-0003	1/8"	0.25"	0.23"	2.28"	0.10
S0761-0004	5/32"	0.33"	0.27"	2.68"	0.17
S0761-0005	3/16"	0.41"	0.31"	3.19"	0.23
S0761-0007	1/4"	0.50"	0.35"	3.82"	0.36
S0761-0009	5/16"	0.56"	0.41"	4.76"	0.60
S0761-0010	3/8"	0.64"	0.51"	5.23"	0.98
S0761-0013	1/2"	0.76"	0.59"	6.10"	1.50

**NOTE:** MECHANICAL SWAGE FITTING ALLOWS VERY FAST ATTACHMENT TO ANY TYPE OF CABLE (1X19, 7X19, OR 7X7) USING ONLY SIMPLE TOOLS. JAW AND EYE WILL FIT TOGETHER. WLL IS DETERMINED BY WLL OF WIRE USED.

## QUICK ATTACH™ JAW



316 STAINLESS STEEL



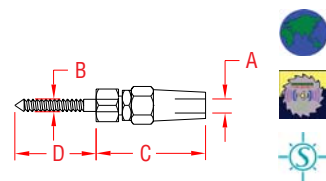
ITEM	A	B	C	D	E	WT
	(wire size)					(lb)
S0762-0003	1/8"	0.24"	0.23"	2.48"	0.23"	0.12
S0762-0004	5/32"	0.31"	0.31"	2.87"	0.31"	0.22
S0762-0005	3/16"	0.39"	0.39"	3.27"	0.39"	0.32
S0762-0007	1/4"	0.47"	0.47"	3.74"	0.47"	0.52
S0762-0009	5/16"	0.55"	0.55"	4.65"	0.55"	0.77
S0762-0010	3/8"	0.63"	0.63"	5.24"	0.63"	1.38
S0762-0013	1/2"	0.71"	0.74"	6.10"	0.74"	2.10

**NOTE:** MECHANICAL SWAGE FITTING ALLOWS VERY FAST ATTACHMENT TO ANY TYPE OF CABLE (1X19, 7X19, OR 7X7) USING ONLY SIMPLE TOOLS. JAW AND EYE WILL FIT TOGETHER. WLL IS DETERMINED BY WLL OF WIRE USED.

## QUICK ATTACH™ WOOD STUD



316 STAINLESS STEEL



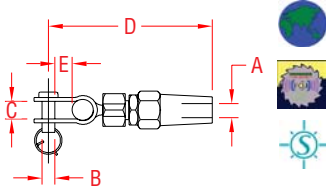
ITEM	A	B	C	D	WT
	(wire size)				(lb)
S0777-0703	1/8"	1/4"	1.46"	1.25"	0.11
S0777-0704	5/32"	1/4"	1.68"	1.25"	0.13
S0777-0905	3/16"	5/16"	2.02"	1.50"	0.24

**NOTE:** MECHANICAL SWAGE FITTING ALLOWS VERY FAST AND SIMPLE ATTACHMENT OF CABLE (1X19, 7X19, OR 7X7) TO WOOD USING ONLY SIMPLE TOOLS. WLL IS DETERMINED BY THE TYPE OF WOOD USED IN THE APPLICATION.

## QUICK ATTACH™ TOGGLE



316 STAINLESS STEEL



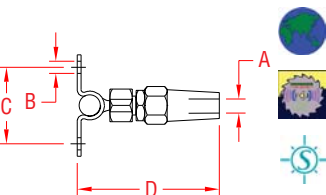
ITEM	A	B	C	D	E	WT
	(wire size)					(lb)
S0778-0703	1/8"	0.23"	0.35"	2.53"	0.45"	0.12
S0778-0704	5/32"	0.23"	0.35"	2.75"	0.45"	0.14
S0778-0904	5/32"	0.31"	0.45"	2.98"	0.60"	0.20
S0778-0905	3/16"	0.31"	0.45"	3.14"	0.60"	0.26
S0778-1007	1/4"	0.37"	0.56"	4.19"	0.75"	0.42
S0778-1309	5/16"	0.47"	0.70"	5.15"	0.72"	0.76

**NOTE:** MECHANICAL SWAGE FITTING ALLOWS SELF-ALIGNING FOR A MORE FLEXIBLE CONNECTION SUCH AS BOAT LIFELINES OR ARCHITECTURAL APPLICATIONS. VERY FAST AND SIMPLE ATTACHMENT TO CABLE (1X19, 7X19, OR 7X7). WLL IS DETERMINED BY WLL OF WIRE USED.

## QUICK ATTACH™ WALL TOGGLE



316 STAINLESS STEEL



ITEM	A	B	C	D	WT
	(wire size) (fastener)				(lb)
S0779-0703	1/8"	1/4"	1.58"	2.00"	0.10
S0779-0704	5/32"	1/4"	1.58"	2.25"	0.12
S0779-0905	3/16"	5/16"	1.75"	2.75"	0.22
S0779-1007	1/4"	3/8"	2.00"	3.50"	0.35

**NOTE:** MECHANICAL SWAGE FITTING ALLOWS ATTACHMENT TO A FLAT SURFACE WITH ALIGNMENT THROUGH 160° +/- . VERY FAST AND SIMPLE ATTACHMENT TO CABLE (1X19, 7X19, OR 7X7). WLL IS DETERMINED BY WLL OF WIRE USED.  
REFERENCE "FASTENER MATCHING CHART" (PAGE 154) FOR COMPATIBLE FASTENERS.



Key:



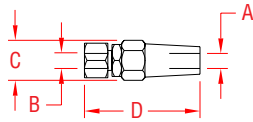
ORDERS ONLY: 800-394-2222 (USA)  
877-495-5510 (CANADA)

All logos, icons, images, measurements and descriptions are the sole property of Suncor Stainless, Inc.  
© 2013 Suncor Stainless, Inc.



## QUICK ATTACH™ RECEIVER

316 STAINLESS STEEL

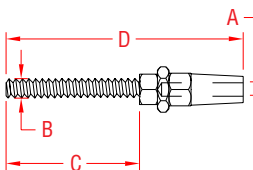


ITEM	A (wire size)	B (thread)	C	D	WT (lb)
S0770-0703	1/8"	1/4"	0.54"	1.46"	0.07
S0770-0704	5/32"	1/4"	0.63"	1.68"	0.12
S0770-0905	3/16"	5/16"	0.75"	2.02"	0.18
S0770-1007	1/4"	3/8"	0.84"	2.50"	0.28
S0770-1610	3/8"	5/8"	1.06"	3.62"	0.60
S0770-2013	1/2"	3/4"	1.25"	4.32"	0.96

**NOTE:**  
MECHANICAL SWAGE FITTING ALLOWS VERY FAST AND SIMPLE ATTACHMENT USING A BOLT OR STUD THROUGH A PLATE. WLL IS DETERMINED BY WLL OF WIRE USED. FOR USE WITH BOLTS OR SIMILAR FASTENERS.

## QUICK ATTACH™ STUD

316 STAINLESS STEEL



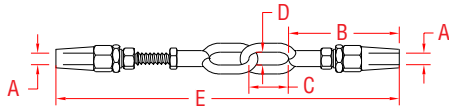
ITEM	A (wire size)	B (thread)	C	D	WT (lb)
<b>UNF RIGHT HAND</b>					
S0771-0703	1/8"	1/4"	1.85"	3.35"	0.11
S0771-0704	5/32"	1/4"	1.85"	3.62"	0.13
S0771-0904	5/32"	5/16"	2.25"	4.00"	0.15
S0771-0905	3/16"	5/16"	2.25"	4.37"	0.21
S0771-1005	3/16"	3/8"	2.48"	4.60"	0.23
S0771-1007	1/4"	3/8"	2.48"	5.04"	0.33
S0771-1307	1/4"	1/2"	3.15"	5.70"	0.39
S0771-1309	5/16"	1/2"	3.15"	6.38"	0.63
S0771-1609	5/16"	5/8"	3.94"	7.17"	0.75
S0771-1610	3/8"	5/8"	3.94"	7.40"	0.95
S0771-2013	1/2"	3/4"	4.82"	9.18"	1.64
<b>UNF LEFT HAND</b>					
S0772-0703	1/8"	1/4"	1.85"	3.35"	0.11
S0772-0704	5/32"	1/4"	1.85"	3.62"	0.13
S0772-0904	5/32"	5/16"	2.25"	4.00"	0.15
S0772-0905	3/16"	5/16"	2.25"	4.37"	0.21
S0772-1005	3/16"	3/8"	2.48"	4.60"	0.23
S0772-1007	1/4"	3/8"	2.48"	5.04"	0.33
S0772-1307	1/4"	1/2"	3.15"	5.70"	0.39
S0772-1309	5/16"	1/2"	3.15"	6.38"	0.63
S0772-1609	5/16"	5/8"	3.94"	7.17"	0.75
S0772-1610	3/8"	5/8"	3.94"	7.40"	0.95
S0772-2013	1/2"	3/4"	4.82"	9.18"	1.64

**NOTE:**  
MECHANICAL SWAGE FITTING ALLOWS VERY FAST AND SIMPLE ATTACHMENT TO CABLE (1X19, 7X19, OR 7X7) USING ONLY SIMPLE TOOLS. WLL IS DETERMINED BY WLL OF WIRE USED.

ITEM	A (wire size)	B (thread)	C	D	WT (lb)
<b>METRIC RIGHT HAND</b>					
S0775-0603	3 mm	6 mm	47 mm	85 mm	0.11
S0775-0604	4 mm	6 mm	47 mm	92 mm	0.13
S0775-0804	4 mm	8 mm	57 mm	102 mm	0.15
S0775-0805	5 mm	8 mm	57 mm	111 mm	0.21
S0775-1005	5 mm	10 mm	63 mm	117 mm	0.23
S0775-1006	6 mm	10 mm	63 mm	128 mm	0.33
S0775-1206	6 mm	12 mm	80 mm	145 mm	0.39
S0775-1208	8 mm	12 mm	80 mm	162 mm	0.63
S0775-1608	8 mm	16 mm	100 mm	182 mm	0.75
S0775-1610	10 mm	16 mm	100 mm	188 mm	0.95
S0775-2012	12 mm	20 mm	120 mm	222 mm	1.45

## QUICK ATTACH™ GATE EYES

316 STAINLESS STEEL

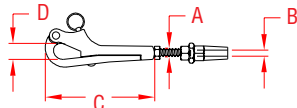


ITEM	A (wire)	B	C	D	E (overall length)	WT (lb)
<b>GATE EYE</b>						
S0776-1905	3/16"	4.07"	1.05"	0.59"	5.35"	0.25
<b>DOUBLE GATE EYE</b>						
S0776-2905	3/16"	2.92"	1.05"	0.59"	9.10"	0.45

**NOTE:**  
RIG A LIFELINE IN MINUTES. SUNCOR LIFELINE SYSTEMS UTILIZE OUR QUICK ATTACH™ SWAGELESS FITTINGS. USE GATE EYES WHERE A GATE IS NEEDED. REFER TO PAGE 47 FOR MORE INFORMATION ON THIS PRODUCT AND SUNCOR'S NEW LIFELINE KITS.

## PELICAN HOOK W/ QUICK ATTACH™

316 STAINLESS STEEL



ITEM	A (thread)	B (wire)	C	D	WT (lb)
S0162-QA07	1/4"	1/8"	2.96"	0.50"	0.22
S0162-QA08	5/16"	3/16"	3.87"	0.64"	0.44
S0162-QA13	1/2"	1/4"	6.00"	1.00"	1.30

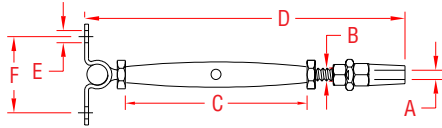
**NOTE:**  
ALL THREADS ARE RIGHT HAND "UNF". S0771-SERIES QUICK ATTACH™ STUDS ARE USED FOR THIS ASSEMBLY. INFORMATION REGARDING THE S0771-SERIES CAN BE FOUND ABOVE.



TEL 508-732-9191 • FAX 508-732-9798 • ORDERS ONLY 800-394-2222

www.suncorstainless.com

## QA™ STUD & WALL MOUNT 316 STAINLESS STEEL

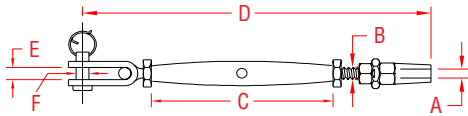


ITEM	A	B	C	D	E	F	WT
	(wire size) (thread)						(lb)
S0766-0703	1/8"	1/4"	4.20"	6.75"	0.25"	1.58"	0.25
S0766-0704	5/32"	1/4"	4.20"	6.75"	0.25"	1.58"	0.27
S0766-0905	3/16"	5/16"	4.40"	7.30"	0.31"	1.75"	0.50
S0766-1007	1/4"	3/8"	4.90"	8.00"	0.38"	2.00"	0.74

**NOTE:**  
MECHANICAL SWAGE FITTING ALLOWS VERY FAST ATTACHMENT TO ANY TYPE OF CABLE (1X19, 7X19, OR 7X7) USING ONLY SIMPLE TOOLS. WLL IS DETERMINED BY WLL OF WIRE USED.

REFERENCE "FASTENER MATCHING CHART" (PAGE 154) FOR COMPATIBLE FASTENERS.

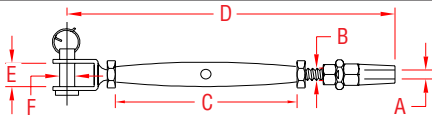
## QA™ STUD & TOGGLE 316 STAINLESS STEEL



ITEM	A	B	C	D	E	F	WT
	(wire size) (thread)						(lb)
S0764-0703	1/8"	1/4"	4.20"	7.25"	0.35"	0.23"	0.25
S0764-0704	5/32"	1/4"	4.20"	7.50"	0.35"	0.23"	0.27
S0764-0904	5/32"	5/16"	4.40"	8.00"	0.40"	0.31"	0.44
S0764-0905	3/16"	5/16"	4.40"	8.31"	0.40"	0.31"	0.50
S0764-1005	3/16"	3/8"	4.90"	9.25"	0.56"	0.37"	0.64
S0764-1007	1/4"	3/8"	4.90"	9.75"	0.56"	0.37"	0.74
S0764-1307	1/4"	1/2"	5.98"	11.00"	0.63"	0.48"	1.30
S0764-1309	5/16"	1/2"	5.98"	12.25"	0.63"	0.48"	1.54
S0764-1609	5/16"	5/8"	7.66"	15.00"	0.80"	0.63"	2.75
S0764-1610	3/8"	5/8"	7.66"	15.75"	0.80"	0.63"	2.95

**NOTE:** MECHANICAL SWAGE FITTING ALLOWS VERY FAST ATTACHMENT TO ANY TYPE OF CABLE (1X19, 7X19, OR 7X7) USING ONLY SIMPLE TOOLS. WLL IS DETERMINED BY WLL OF WIRE USED.

## QUICK ATTACH™ STUD & JAW 316 STAINLESS STEEL



ITEM	A	B	C	D	E	F	WT
	(wire size) (thread)						(lb)
S0765-0703	1/8"	1/4"	4.20"	7.00"	0.36"	0.23"	0.24
S0765-0704	5/32"	1/4"	4.20"	7.25"	0.36"	0.23"	0.26
S0765-0904	5/32"	5/16"	4.40"	7.52"	0.38"	0.31"	0.36
S0765-0905	3/16"	5/16"	4.40"	7.84"	0.38"	0.31"	0.42
S0765-1005	3/16"	3/8"	4.90"	8.86"	0.49"	0.37"	0.60
S0765-1007	1/4"	3/8"	4.90"	9.25"	0.49"	0.37"	0.71
S0765-1307	1/4"	1/2"	5.98"	10.81"	0.62"	0.48"	1.16
S0765-1309	5/16"	1/2"	5.98"	11.42"	0.62"	0.48"	1.36
S0765-1610	3/8"	5/8"	7.66"	14.51"	0.77"	0.63"	2.50

**NOTE:** MECHANICAL SWAGE FITTING ALLOWS VERY FAST ATTACHMENT TO ANY TYPE OF CABLE (1X19, 7X19, OR 7X7) USING ONLY SIMPLE TOOLS. WLL IS DETERMINED BY WLL OF WIRE USED.

## QUICK ATTACH™ WEDGE KIT



ITEM	A	WT
	(wire size)	(lb)
P0760-W003-C	1/8"	0.03
P0760-W004-C	5/32"	0.03
P0760-W005-C	3/16"	0.04
P0760-W007-C	1/4"	0.05
P0760-W009-C	5/16"	0.08
P0760-W010-C	3/8"	0.11
P0760-W013-C	1/2"	0.13

**NOTE:**  
NOW YOU CAN REUSE YOUR QUICK ATTACH™ TURNBUCKLES AND HARDWARE WITH THIS LOW COST REPLACEMENT WEDGE KIT. IT FEATURES A BRONZE WASHER, 3-PART WEDGE AND WEDGE BAND. FOR USE WITH ALL SUNCOR QUICK ATTACH™ FITTINGS.

## Why Would You Want to Use Mechanical Fittings?

The advantage of "Quick Attach™" over conventional fittings is the arrangement of the wedges on the outside of the cable which makes assembly much easier and allows different types of wire to be used with the same fitting.

"Quick Attach™" fittings are ideal for repair of rigging without swaging and for many other industrial, or architectural uses where the exact length of the cable cannot be determined beforehand or where assembly needs to take place on-site. NOT FOR USE ON STANDING RIGGING ON BOATS.



Key:



Made in USA



Drop Forged



Precision Machined



Wire Formed



Suncor Exclusive



Import



Precision Cast



Stamped



Load Rated



New Product

ORDERS ONLY: 800-394-2222 (USA)  
877-495-5510 (CANADA)

All logos, icons, images, measurements and descriptions are the sole property of Suncor Stainless, Inc. © 2013 Suncor Stainless, Inc.

## QUICK ATTACH™ LIFELINE KITS

Do It Yourself! Rig a Lifeline in Minutes using Simple Hand Tools



**NEW!**  
Compact Carrying Case

QUICK ATTACH™

**3 EASY  
INSTALLATION  
STEPS**  
COMPLETE INSTRUCTIONS  
IN EACH KIT



### QUICK ATTACH™ LIFELINE KIT W/ GATE DESIGNED FOR USE WITH 3/16" WIRE ROPE



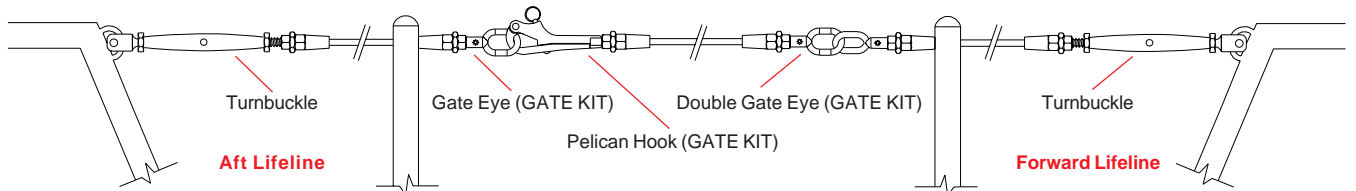
**CLOSED BODY TURNBUCKLES  
316 STAINLESS STEEL**

**KIT INCLUDES:**

- 1 - QA Gate Eye
- 1 - QA Joined Gate Eye
- 2 - QA Closed Body Turnbuckles w/ Toggles
- 1 - QA Pelican Hook

ITEM	SIZE	ADJUSTMENT	WT
		(QA turnbuckle)	(lb)
<b>LIFELINE KIT W/ GATE</b>			
C0747-LK01-X	3/16"	3.75"	3.08

**NOTE:**  
RIG A LIFELINE IN MINUTES, USING QUICK ATTACH™ TURNBUCKLES. MECHANICAL SWAGE FITTINGS OFFER SEAMLESS RESULTS, USING ONLY SIMPLE HAND TOOLS. THE QUICK ATTACH™ TURNBUCKLE WITH TOGGLE PROVIDES A SAFE AND SECURE ALTERNATIVE TO OPEN BODY FITTINGS AND ALLOWS FOR EASY TENSIONING.



### QUICK ATTACH™ LIFELINE KIT W/O GATE DESIGNED FOR USE WITH 3/16" WIRE ROPE

**CLOSED BODY TURNBUCKLE - 316 STAINLESS STEEL**

**KIT INCLUDES:**

- 1 - QA Toggle
- 1 - QA Closed Body Turnbuckle w/ Toggle

ITEM	SIZE	ADJUSTMENT	WT
		(QA turnbuckle)	(lb)
<b>LIFELINE KIT W/O GATE</b>			
C0747-LK03-X	3/16"	3.75"	1.66

**NOTE:**  
RIG A LIFELINE IN MINUTES, USING QUICK ATTACH™ TURNBUCKLES. MECHANICAL SWAGE FITTINGS OFFER SEAMLESS RESULTS, USING ONLY SIMPLE HAND TOOLS. THE QUICK ATTACH™ TURNBUCKLE WITH TOGGLE PROVIDES A SAFE AND SECURE ALTERNATIVE TO OPEN BODY FITTINGS AND ALLOWS FOR EASY TENSIONING.



### STAINLESS WIRE ROPE SOLD SEPARATELY AND OFFERED IN A VARIETY OF LENGTHS



ITEM	WIRE	PVC	LENGTH	WLL	BL	WT
	(diameter)	(diameter)		(lb)	(lb)	(lb)
<b>WHITE PVC COATED - 7x7 STRAND</b>						
S0708-0508-30-C	3/16"	5/16"	30 FT.	620	3,100	2.70
S0708-0508-40-C	3/16"	5/16"	40 FT.	620	3,100	3.60
S0708-0508-50-C	3/16"	5/16"	50 FT.	620	3,100	4.50
<b>UNCOATED - 1x19 STRAND</b>						
S0701-0005-30-C	3/16"	N/A	30 FT.	840	4,200	2.40
S0701-0005-40-C	3/16"	N/A	40 FT.	840	4,200	3.20
S0701-0005-50-C	3/16"	N/A	50 FT.	840	4,200	4.00

**NOTE:**  
FOR USE WITH QUICK ATTACH™ LIFELINE KITS. WIRE ROPE IS AVAILABLE IN A 1X19 CONSTRUCTION OR PVC COATED 7X7 WIRE IN WHITE. 1X19 WIRE IS LEFT HAND LAY. 7X7 PVC COATED WIRE IS RIGHT HAND LAY.

**LIMITED LIFETIME  
WARRANTY**



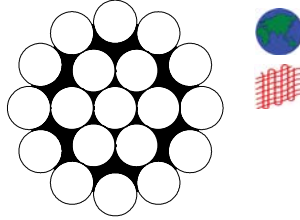

SUNCOR STAINLESS, INC

# WIRE ROPE



## WIRE ROPE 1 X 19

316 STAINLESS STEEL



ITEM	SIZE	SPOOL	WLL	BL	WT
			(lb)	(minimum lb)	(lb)
S0701-0001	1/16"	CUTS	110	550	1.00*
S0701-0001-5	1/16"	5000 FT.	110	550	44.00
S0701-0002	3/32"	CUTS	200	1,000	2.00*
S0701-0002-5	3/32"	5000 FT.	200	1,000	105.00
S0701-0003	1/8"	CUTS	360	1,800	4.00*
S0701-0003-5	1/8"	5000 FT.	360	1,800	184.00
S0701-0004	5/32"	CUTS	580	2,900	6.00*
S0701-0004-5	5/32"	5000 FT.	580	2,900	289.00
S0701-0005	3/16"	CUTS	840	4,200	8.00*
S0701-0005-5	3/16"	5000 FT.	840	4,200	403.00
S0701-0006	7/32"	CUTS	1,080	5,400	10.00*
S0701-0006-1	7/32"	1000 FT.	1,080	5,400	111.00
S0701-0006-3	7/32"	2500 FT.	1,080	5,400	278.00
S0701-0007	1/4"	CUTS	1,420	7,100	14.00*
S0701-0007-3	1/4"	2500 FT.	1,420	7,100	360.00
S0701-0008	9/32"	CUTS	1,840	9,200	17.00*
S0701-0008-1	9/32"	1000 FT.	1,840	9,200	183.00
S0701-0008-3	9/32"	2500 FT.	1,840	9,200	458.00
S0701-0009	5/16"	CUTS	2,200	11,000	21.00*
S0701-0009-1	5/16"	1000 FT.	2,200	11,000	227.00
S0701-0009-3	5/16"	2500 FT.	2,200	11,000	567.00
S0701-0010	3/8"	CUTS	3,200	16,000	30.00*
S0701-0010-3	3/8"	2500 FT.	3,200	16,000	781.00
S0701-0013	1/2"	CUTS	3,800	19,000	44.00*

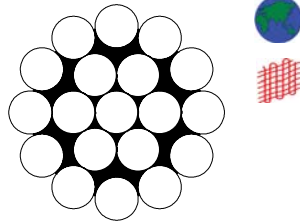

**NOTE:**

**CAN BE SUPPLIED IN A SPOOL OF THE LENGTH SHOWN OR CAN BE CUT TO YOUR REQUEST (IN FEET). ALL 1X19 WIRE IS LEFT HAND LAY.**

**\* = WEIGHT PER 100' IN POUNDS, WITHOUT REEL. SPOOL WEIGHT INCLUDES REEL.**

## WIRE ROPE 1 X 19

304 STAINLESS STEEL




ITEM	SIZE	SPOOL	WLL	BL	WT
			(lb)	(minimum lb)	(lb)
S0702-0003	1/8"	CUTS	420	2,100	4.00*
S0702-0003-5	1/8"	5000 FT.	420	2,100	183.00
S0702-0004	5/32"	CUTS	640	3,200	6.00*
S0702-0004-1	5/32"	1000 FT.	640	3,200	58.00
S0702-0004-5	5/32"	5000 FT.	640	3,200	288.00
S0702-0005	3/16"	CUTS	940	4,700	8.00*
S0702-0005-1	3/16"	1000 FT.	940	4,700	81.00
S0702-0005-5	3/16"	5000 FT.	940	4,700	405.00
S0702-0007	1/4"	CUTS	1,700	8,500	14.00*
S0702-0007-1	1/4"	1000 FT.	1,700	8,500	143.00
S0702-0007-3	1/4"	2500 FT.	1,700	8,500	358.00

**NOTE:**

**\* = WEIGHT PER 100' IN POUNDS, WITHOUT REEL.**

## WIRE ROPE 7 X 19

316 STAINLESS STEEL



ITEM	SIZE	SPOOL	WLL	BL	WT
			(lb)	(minimum lb)	(lb)
S0703-0002	3/32"	CUTS	160	800	2.00*
S0703-0002-5	3/32"	5000 FT.	160	800	84.00
S0703-0003	1/8"	CUTS	320	1,600	3.00*
S0703-0003-5	1/8"	5000 FT.	320	1,600	152.00
S0703-0004	5/32"	CUTS	460	2,300	5.00*
S0703-0004-5	5/32"	5000 FT.	460	2,300	235.00
S0703-0005	3/16"	CUTS	680	3,400	7.00*
S0703-0005-5	3/16"	5000 FT.	680	3,400	340.00
S0703-0006	7/32"	CUTS	900	4,500	9.00*
S0703-0006-5	7/32"	5000 FT.	900	4,500	449.00
S0703-0007	1/4"	CUTS	1,160	5,800	11.00*
S0703-0007-5	1/4"	5000 FT.	1,160	5,800	574.00
S0703-0008	9/32"	CUTS	1,360	6,800	14.00*
S0703-0008-05	9/32"	500 FT.	1,360	6,800	73.00
S0703-0008-3	9/32"	2500 FT.	1,360	6,800	363.00
S0703-0009	5/16"	CUTS	1,580	7,900	17.00*
S0703-0009-3	5/16"	2500 FT.	1,580	7,900	453.00
S0703-0010	3/8"	CUTS	2,200	11,000	24.00*
S0703-0010-3	3/8"	2500 FT.	2,200	11,000	636.00
S0703-0013	1/2"	CUTS	3,800	19,000	44.00*
S0703-0013-1	1/2"	1000 FT.	3,800	19,000	464.00

**NOTE:**

**CAN BE SUPPLIED IN A SPOOL OF THE LENGTH SHOWN OR CAN BE CUT TO YOUR REQUEST (IN FEET.)**

**\* = WEIGHT PER 100' IN POUNDS, WITHOUT REEL. SPOOL WEIGHT INCLUDES REEL.**




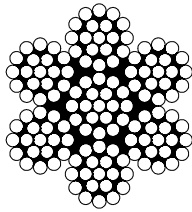
TEL 508-732-9191 • FAX 508-732-9798 • ORDERS ONLY 800-394-2222

www.suncorstainless.com



## WIRE ROPE 7 x 19

304 STAINLESS STEEL

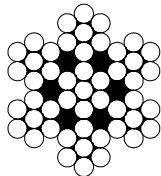



ITEM	SIZE	SPOOL	WLL	BL	WT
			(lb)	(minimum lb)	(lb)
S0704-0002	3/32"	CUTS	180	900	2.00*
S0704-0003	1/8"	CUTS	360	1,800	3.00*
S0704-0003-5	1/8"	5000 FT.	360	1,800	152.00
S0704-0004	5/32"	CUTS	520	2,600	5.00*
S0704-0004-5	5/32"	5000 FT.	520	2,600	235.00
S0704-0005	3/16"	CUTS	760	3,800	7.00*
S0704-0005-5	3/16"	5000 FT.	760	3,800	340.00
S0704-0006	7/32"	CUTS	1,000	5,000	9.00*
S0704-0007	1/4"	CUTS	1,300	6,500	11.00*
S0704-0007-5	1/4"	5000 FT.	1,300	6,500	574.00
S0704-0009	5/16"	CUTS	1,800	9,000	17.00*
S0704-0009-1	5/16"	1000 FT.	1,800	9,000	181.00
S0704-0009-5	5/16"	5000 FT.	1,800	9,000	906.00
S0704-0010	3/8"	CUTS	2,500	12,500	24.00*
S0704-0010-5	3/8"	5000 FT.	2,500	12,500	1,272.00

**NOTE:**  
CAN BE SUPPLIED ON A SPOOL OR CUT TO YOUR REQUEST (IN FEET.)

## WIRE ROPE 7 x 7

316 STAINLESS STEEL

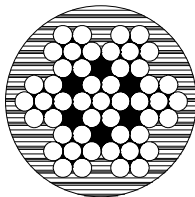



ITEM	SIZE	SPOOL	WLL	BL	WT
			(lb)	(minimum lb)	(lb)
S0705-0001	1/16"	CUTS	80	400	1.00*
S0705-0001-5	1/16"	5000 FT.	80	400	54.00
S0705-0002	3/32"	CUTS	140	700	2.00*
S0705-0002-5	3/32"	5000 FT.	140	700	82.00
S0705-0003	1/8"	CUTS	272	1,360	3.00*
S0705-0003-5	1/8"	5000 FT.	272	1,360	160.00
S0705-0004	5/32"	CUTS	440	2,200	4.00*
S0705-0004-5	5/32"	5000 FT.	440	2,200	235.00
S0705-0005	3/16"	CUTS	620	3,100	6.00*
S0705-0005-5	3/16"	5000 FT.	620	3,100	340.00
S0705-0007	1/4"	CUTS	1,040	5,200	11.00*
S0705-0007-5	1/4"	5000 FT.	1,040	5,200	560.00

**NOTE:**  
CAN BE SUPPLIED ON A SPOOL OR CUT TO YOUR REQUEST (IN FEET.)

## PVC COATED WIRE ROPE 7 X 7

316 STAINLESS STEEL



ITEM	SIZE	PVC	SPOOL	WLL	BL	WT
				(lb)	(minimum lb)	(lb)
<b>WHITE</b>						
S0708-0103	1/16"	1/8"	CUTS	80	400	1.00*
S0708-0103-1	1/16"	1/8"	1000 FT.	80	400	13.00
S0708-0205	3/32"	3/16"	CUTS	180	900	3.00*
S0708-0205-1	3/32"	3/16"	1000 FT.	180	900	29.00
S0708-0305	1/8"	3/16"	CUTS	300	1,500	4.00*
S0708-0305-1	1/8"	3/16"	1000 FT.	300	1,500	40.00
S0708-0307	1/8"	1/4"	CUTS	300	1,500	5.00*
S0708-0307-1	1/8"	1/4"	1000 FT.	300	1,500	54.00
S0708-0407	5/32"	1/4"	CUTS	440	2,200	7.00*
S0708-0407-1	5/32"	1/4"	1000 FT.	440	2,200	73.50
S0708-0508	3/16"	5/16"	CUTS	620	3,100	9.00*
S0708-0508-1	3/16"	5/16"	1000 FT.	620	3,100	100.00
S0708-0708	1/4"	5/16"	CUTS	1,040	5,200	12.00*
S0708-0708-1	1/4"	5/16"	1000 FT.	1,040	5,200	132.00

<b>BLACK</b>						
S0709-0103	1/16"	1/8"	CUTS	80	400	1.00*
S0709-0103-1	1/16"	1/8"	1000 FT.	80	400	13.00
S0709-0205	3/32"	3/16"	CUTS	180	900	3.00*
S0709-0205-1	3/32"	3/16"	1000 FT.	180	900	29.00
S0709-0305	1/8"	3/16"	CUTS	300	1,500	4.00*
S0709-0305-1	1/8"	3/16"	1000 FT.	300	1,500	40.00
S0709-0307	1/8"	1/4"	CUTS	300	1,500	5.00*
S0709-0307-1	1/8"	1/4"	1000 FT.	300	1,500	54.00
S0709-0407	5/32"	1/4"	CUTS	440	2,200	7.00*
S0709-0407-1	5/32"	1/4"	1000 FT.	440	2,200	73.50
S0709-0508	3/16"	5/16"	CUTS	620	3,100	9.00*
S0709-0508-1	3/16"	5/16"	1000 FT.	620	3,100	100.00
S0709-0708	1/4"	5/16"	CUTS	1,040	5,200	12.00*
S0709-0708-1	1/4"	5/16"	1000 FT.	1,040	5,200	132.00

**NOTE: WIRE IS RIGHT HAND LAY IWRC PVC COATED WHITE OR BLACK. OIL FREE AND POLISHED. MOUNTED ON WOODEN OR PLASTIC REELS. \* = WEIGHT PER 100' IN POUNDS, WITHOUT REEL. SPOOL WEIGHT INCLUDES REEL.**



Key:



Made in USA



Drop Forged



Precision Machined



Wire Formed



Suncor Exclusive



Import



Precision Cast



Stamped



Load Rated



New Product

ORDERS ONLY: 800-394-2222 (USA)  
877-495-5510 (CANADA)

All logos, icons, images, measurements and descriptions are the sole property of Suncor Stainless, Inc. © 2013 Suncor Stainless, Inc.



SUNCOR STAINLESS, INC.

# TOOLS



 SUNCOR  
Stainless

[www.suncorstainless.com](http://www.suncorstainless.com)


51

## HAND SWAGER



ITEM	SIZE (length)	SWAGES	WT (lb)
E0113-0350	14"	1/16" - 1/8"	2.55
E0113-0600	24"	1/16" - 3/16"	6.35
E0113-0700	30"	5/32" - 1/4" - 5/16"	9.80

**NOTE:**  
**FOR USE ON ALUMINUM, COPPER, AND ZINC PLATED COPPER OVAL AND STOP SLEEVES ONLY. SWAGERS HAVE WIRE CUTTER BUILT-IN.**  
**FOR COMPATIBLE PRODUCTS, SEE PAGE 36-37.**




## BENCH SWAGER



ITEM	SIZE (length)	SWAGES	WT (lb)
E0115-0600	24"	1/16" - 3/16"	13.10

**NOTE:**  
**SWAGER HAS WIRE CUTTER BUILT IN. FOR USE ON ALUMINUM, COPPER, AND ZINC PLATED COPPER OVAL AND STOP SLEEVES ONLY.**



## "MINI" HAND SWAGER \*FOR USE WITH HAND SWAGE SERIES



ITEM	SIZE (length)	SWAGES	WT (lb)
E0113-H001	12"	1/8" and 3/16"	1.76

**NOTE:**  
**MAKE HAND SWAGING QUICK AND EASY USING SUNCOR'S "MINI" HAND SWAGER.**

**THE "MINI" HAND SWAGER CRIMPS THE HAND SWAGE STUDS ONTO THE WIRE ROPE. USE HOLE #1 ON 1/8" WIRE AND HOLE #2 ON 3/16" WIRE.**

## HAND SWAGER \*FOR USE WITH HAND SWAGE SERIES



ITEM	SIZE (length)	SWAGES	WT (lb)
E0113-H600	24"	1/8" and 3/16"	6.35

**NOTE:**  
**MAKE HAND SWAGING QUICK AND EASY USING SUNCOR'S HAND SWAGER.**

**HAND SWAGER CRIMPS THE HAND SWAGE STUDS ONTO THE WIRE ROPE. USE HOLE #1 ON 1/8" WIRE AND HOLE #2 ON 3/16" WIRE.**

**FOR COMPATIBLE PRODUCTS, SEE PAGE 38-41.**

## BOLT AND CHAIN CUTTER



ITEM	SIZE (length)	CUTS TO	WT (lb)
E0112-BC03	12"	3/16"	1.76
E0112-BC04	18"	1/4"	3.52
E0112-BC06	24"	3/8"	5.94
E0112-BC07	30"	1/2"	9.02
E0112-BC09	36"	5/8"	13.86



**Key:**



Made in USA



Drop Forged

Precision Cast



Precision Machined

Stamped



Wire Formed

Load Rated



Suncor Exclusive

New Product

**ORDERS ONLY: 800-394-2222 (USA)  
 877-495-5510 (CANADA)**

All logos, icons, images, measurements and descriptions are the sole property of Suncor Stainless, Inc.  
 © 2013 Suncor Stainless, Inc.



**WIRE ROPE CUTTER**



ITEM	SIZE (length)	CUTS TO	WT (lb)
E0111-WR06	14"	3/16"	2.10
E0111-WR10	24"	1/4"	5.25
E0111-WR16	36"	3/8"	12.50
E0111-WR20	42"	5/8"	19.00



**RAILEASY™ CABLE CUTTER**



ITEM	WT (lb)
<b>STANDARD</b> C0989-0000	0.71
<b>HEAVY-DUTY</b> C0989-00HD	0.75

**NOTE:**  
**HARDENED HEAT TREATED BLADES CUT 5/32" CABLE CLEANLY AND QUICKLY.**

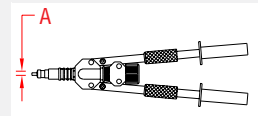


**RIVET NUT INSTALLATION TOOL**

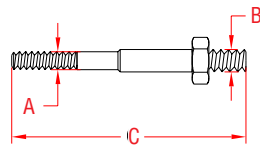


ITEM	LENGTH	A	WT (lb)
S0380-0000	21"	5/16"	4.10

**NOTE:**  
**TO BE USED WITH THE RIVET NUTS IN THE THREADED SECTION, PAGE 90. BOTH "UNC" AND "UNF" AVAILABLE. TOOL INCLUDES ONE MANDREL OF YOUR CHOICE. SEE BLOCK BELOW FOR SPECIFICATIONS.**



**MANDRELS**



ITEM	A	B	C	WT (lb)
<b>UNC</b> Right Hand S0380-U007	1/4"	5/16"	3.25"	0.05
S0380-U008 Left Hand S0380-UL07	5/16"	5/16"	3.25"	0.05
<b>UNF</b> Right Hand S0380-F007	1/4"	5/16"	3.25"	0.05
S0380-FL07 Left Hand	1/4"	5/16"	3.25"	0.05

**NOTE:**  
**TO BE USED WITH THE RIVET NUT INSTALLATION TOOL ABOVE.**

Rivet Nut Inserts, page 90



**SCREWDRIVER BITS - PHILLIPS**



ITEM	SIZE	LENGTH	QTY	WT (lb)
<b>410 STAINLESS STEEL</b>				
E0101-PH02-C-2	#2	1" (25mm)	2	0.04
E0101-PHL2-C-2	#2	2" (50mm)	2	0.06
E0101-PH03-C-2	#3	1" (25mm)	2	0.04
E0101-PHL3-C-2	#3	2" (50mm)	2	0.07

**NOTE:**  
**USING STAINLESS DRIVER BITS PREVENTS CONTAMINATION OF STAINLESS SCREW HEADS. USING TYPICAL STEEL BITS CAN CAUSE STAINLESS FASTENERS TO STAIN, IF STRIPPING OCCURS DURING INSTALLATION. PART NUMBERS SHOWN ARE FOR 2 PACKS. HOWEVER, BULK ORDERS ARE AVAILABLE UPON REQUEST.**

**30 DAY WARRANTY**

**SUNCOR STAINLESS**

TEL 508-732-9191 • FAX 508-732-9798 • ORDERS ONLY 800-394-2222

www.suncorstainless.com



## PASSIVATING FLUID



ITEM	SIZE	WT
	(fl.oz.)	(lb)
E0100-0000	22	1.60
<b>NOTE:</b>		
<b>READY TO USE PASSIVATING/ CLEANER. FLUID CONSISTS OF CITRIC ACID. THERE ARE NO HAZARDOUS INGREDIENTS. USE PASSIVATING SPRAY ON STAINLESS HARDWARE BEFORE EXPOSURE TO THE ELEMENTS. SPRAY BRINGS THE NICKEL CONTENT IN STAINLESS TO THE SURFACE PREVENTING DISCOLORATION OR SURFACE RUST.</b>		
<b>HARMFUL IF SWALLOWED. MAY CAUSE EYE BURNS OR SKIN IRRITATION. AVOID INHALATION, MAY CAUSE IRRITATION TO NOSE AND THROAT. EYE PROTECTION AND FACE MASK RECOMMENDED.</b>		

## METAL POLISH



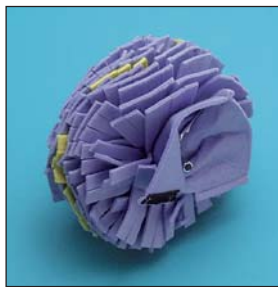
ITEM	SIZE	WT
		(lb)
<b>PRISM POLISH - GEL</b>		
E0100-P001	6 oz.	0.46
E0100-P002	16 oz.	1.14
E0100-P003	1 gal.	10.26
<b>PRISM POLISH - LIQUID</b>		
E0100-P004	8 fl. oz.	0.66
<b>NOTE:</b>		
<b>PRISM POLISH IS FORMULATED TO CLEAN, POLISH AND PROTECT ALL METALS IN ONE APPLICATION. IT CONTAINS NO HARSH ACIDS, CAUSTICS OR ABRASIVES. PRISM POLISH IS NON-TOXIC AND NON-FLAMMABLE. APPLY A SMALL AMOUNT USING A SOFT CLOTH. THERE IS NO NEED TO LET IT DRY. SIMPLY BUFF OFF WITH A CLEAN SOFT CLOTH UNTIL ALL RESIDUE IS GONE.</b>		

## CLEAR SURFACE PROTECTANT



ITEM	SIZE	WT
		(lb)
<b>NYALIC® CLEAR SURFACE PROTECTANT</b>		
S0921-0001	12 oz.	1.05
S0921-0002	1 quart	2.32
<b>NYALIC® CLEARCOAT TOUCH-UP KIT</b>		
E0100-N001		2.14
<b>Kit includes:</b> (2) Nyalic 4-ounce aerosols, (1) Simple Prep™ 4-ounce bottle (degreaser), (1) Right Rinse™ 4-ounce bottle (cleanser), (1) Tuff Prep™ 4-ounce bottle (micro-abrasive gel), (1) Scrub pad, (1) Pair of Nitrile Gloves and (1) White towel.		
<b>NOTE:</b>		
<b>NYALIC® IS A CRYSTAL CLEAR POLYMERIC RESIN THAT PROVIDES LONG TERM PROTECTION OF STAINLESS STEEL. USE TOUCH-UP KIT TO REPAIR SCRATCHES.</b>		

## BUFFING BALL



ITEM	SIZE	WT
	(drill)	(lb)
E0100-F006	3/8"	0.57
<b>NOTE:</b>		
<b>FLITZ® "BIG BLUE" BUFFING BALL FITS ALL 3/8" DRILLS AND AIR TOOLS. THE PATENTED ORBITAL DESIGN BUFFS AT SPEEDS UP TO 2500 RPM. WON'T OVERHEAT OR CAKE-UP. HUNDREDS OF CLOTH-LIKE "POLISHING FINGERS" BUFF HARD TO REACH PLACES IN SECONDS. EFFORTLESSLY BUFFS OUT SCUFFS, OXIDATION, TARNISH, BRAKE DUST, PITTING AND CORROSION ON ALL METALS, PAINTS, FIBERGLASS AND PLASTICS.</b>		

## MICROFIBER POLISHING CLOTH



ITEM	SIZE	WT
	(inches)	(lb)
E0100-F007	16" x 16"	0.15
<b>NOTE:</b>		
<b>MICROFIBER POLISHING CLOTH EFFORTLESSLY CLEANS AND POLISHES ALL METALS, FIBERGLASS AND PLASTICS. WASHABLE AND REUSABLE UP TO 500 TIMES. MICROFIBER TECHNOLOGY POLISHES AND BUFFS FASTER AND EASIER THAN CLOTH. REMOVES FINGER-PRINTS AND OILS IN ONE WIPE. USE WET OR DRY. STREAK-FREE PERFORMANCE. WORKS ELECTROSTATICALLY.</b>		



Key:



Made in USA



Drop Forged



Precision Machined



Wire Formed



Suncor Exclusive



Import



Precision Cast



Stamped



Load Rated




New Product

ORDERS ONLY: 800-394-2222 (USA)  
877-495-5510 (CANADA)

All logos, icons, images, measurements and descriptions are the sole property of Suncor Stainless, Inc.  
© 2013 Suncor Stainless, Inc.

SUNCOR STAINLESS, INC.

# HOOKS & CLIPS



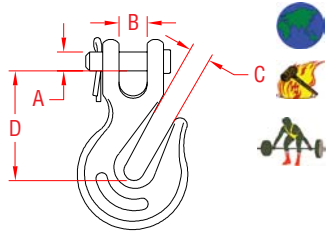
[www.suncorstainless.com](http://www.suncorstainless.com)

55



## CLEVIS GRAB HOOK

316 STAINLESS STEEL

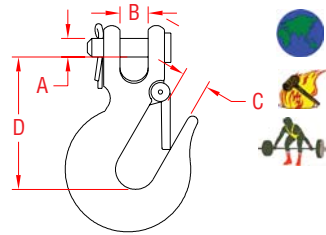


ITEM	SIZE	A	B	C	D	WLL	WT
(nominal size)						(lb)	(lb)
S0451-0007	1/4"	0.37"	0.41"	0.34"	1.83"	1,500	0.40
S0451-0008	5/16"	0.36"	0.36"	0.40"	2.08"	2,000	0.60
S0451-0010	3/8"	0.47"	0.43"	0.48"	2.55"	2,500	1.05
S0451-0013	1/2"	0.54"	0.50"	0.60"	2.85"	3,600	1.84

**NOTE:** WORKING LOADS ARE BASED ON GRADUAL PULL, NOT SHOCK LOADS. INCLUDES REMOVABLE CLEVIS PIN. FOR CHAIN SLING ASSEMBLIES, SEE PAGE 14.

## CLEVIS SLIP HOOK

316 STAINLESS STEEL

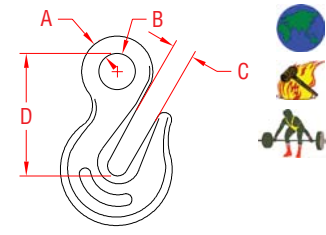


ITEM	SIZE	A	B	C	D	WLL	WT
(nominal size)						(lb)	(lb)
S0452-0007	1/4"	0.37"	0.41"	0.58"	2.57"	1,000	0.57
S0452-0008	5/16"	0.36"	0.40"	0.83"	2.73"	1,500	0.82
S0452-0010	3/8"	0.47"	0.43"	0.95"	3.04"	2,000	1.14
S0452-0013	1/2"	0.54"	0.50"	1.05"	3.53"	3,000	2.13

**NOTE:** WORKING LOADS ARE BASED ON GRADUAL PULL, NOT SHOCK LOADS. INCLUDES REMOVABLE LATCH & CLEVIS PIN. FOR CHAIN SLING ASSEMBLIES, SEE PAGE 14. LARGER WLL HOOK DESIGNS ARE IN PROCESS. PLEASE CALL FOR AVAILABILITY.

## EYE GRAB HOOK

316 STAINLESS STEEL

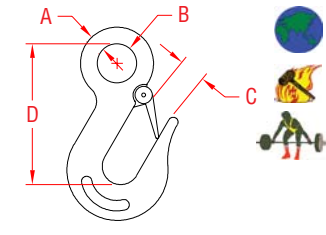


ITEM	A	B	C	D	WLL	WT	
(nominal size)						(lb)	(lb)
S0453-0007	1/4"	0.50"	0.35"	2.00"	1,500	0.35	
S0453-0008	5/16"	0.56"	0.43"	2.25"	2,000	0.56	
S0453-0010	3/8"	0.65"	0.50"	2.50"	2,500	0.89	
S0453-0013	1/2"	0.88"	0.66"	3.35"	3,600	1.51	

**NOTE:** WORKING LOADS ARE BASED ON GRADUAL PULL, NOT SHOCK LOADS. FOR CHAIN SLING ASSEMBLIES, SEE PAGE 14.

## EYE SLIP HOOK

316 STAINLESS STEEL



ITEM	A	B	C	D	WLL	WT	
(nominal size)						(lb)	(lb)
S0454-0007	1/4"	0.53"	0.68"	2.54"	1,000	0.30	
S0454-0008	5/16"	0.65"	0.75"	3.00"	1,500	0.54	
S0454-0010	3/8"	0.71"	0.80"	3.28"	2,000	1.04	
S0454-0013	1/2"	0.94"	1.02"	4.17"	3,000	1.87	

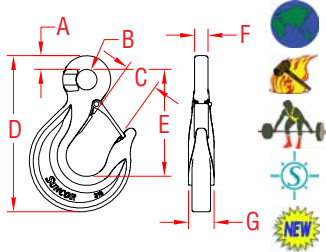
**LATCH KIT (REPLACEMENT LATCH, SPRING AND PIN)**

Z0454-L007	1/4"					0.01
Z0454-L008	5/16"					0.01
Z0454-L010	3/8"					0.02
Z0454-L013	1/2"					0.04

**NOTE:** WORKING LOADS ARE BASED ON GRADUAL PULL, NOT SHOCK LOADS. FOR CHAIN SLING ASSEMBLIES, SEE PAGE 14.

## EYE SLIP HOOK - LARGE

316 STAINLESS STEEL



ITEM	A	B	C	D	E	F	G	WLL	WT
(nominal size)								(lb)	(lb)
S0454-0016	5/8"	1.25"	1.99"	9.51"	6.52"	0.82"	1.56"	8,000	7.10
S0454-0020	3/4"	1.50"	2.50"	11.41"	7.82"	0.98"	1.88"	12,000	12.10
S0454-0025	1"	2.00"	3.21"	15.21"	10.42"	1.31"	2.50"	20,000	29.20

**LATCH KIT (REPLACEMENT LATCH, SPRING AND PIN)**

Z0454-L016	5/8"								0.06
Z0454-L020	3/4"								0.10
Z0454-L025	1"								0.16

**NOTE:** WORKING LOADS ARE BASED ON GRADUAL PULL, NOT SHOCK LOADS. "4" BEAM DESIGN INCREASES LOAD BEARING SURFACE. FOR CHAIN SLING ASSEMBLIES, SEE PAGE 14.



Key:

Made in USA	Drop Forged	Precision Machined	Wire Formed	Suncor Exclusive
Import	Precision Cast	Stamped	Load Rated	New Product

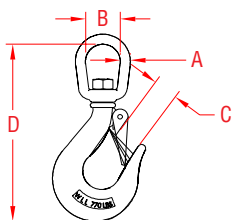
ORDERS ONLY: 800-394-2222 (USA)  
877-495-5510 (CANADA)

All logos, icons, images, measurements and descriptions are the sole property of Suncor Stainless, Inc. © 2013 Suncor Stainless, Inc.

## SWIVEL EYE HOOK



**316 STAINLESS STEEL**



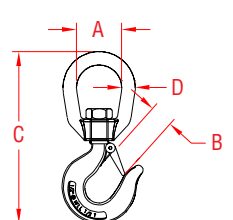
ITEM	SIZE	A	B	C	D	WLL	WT
	(nominal size)					(lb)	(lb)
S0455-0100	4"	1/4"	0.86"	0.69"	4.64"	770	0.40
S0455-0120	5"	5/16"	1.09"	0.75"	5.50"	1,430	0.70
S0455-0150	6"	3/8"	1.10"	0.75"	6.29"	2,200	1.15
S0455-0200	8"	1/2"	1.41"	1.15"	7.78"	3,300	2.30
<b>LATCH KIT (REPLACEMENT LATCH, SPRING AND PIN)</b>							
Z0455-L100	4"						0.01
Z0455-L120	5"						0.02
Z0455-L150	6"						0.02
Z0455-L200	8"						0.03

**NOTE:**  
**LIGHT DUTY SWIVEL HOOK. HEAVY DUTY IS S0457 SERIES BELOW.**  
**WORKING LOADS ARE BASED ON GRADUAL PULL, NOT SHOCK LOADS.**  
**INCLUDES REMOVABLE LATCH. STAMPED WITH SIZE AND WORKING LOAD.**

## SWIVEL EYE HOOK



**316-NM STAINLESS STEEL**



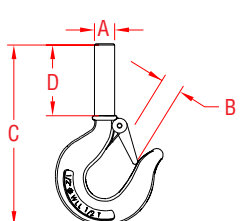
ITEM	A	B	C	D	WLL	WT
	(nominal size)				(lb)	(lb)
S0457-0140	1.24"	0.84"	5.58"	0.40"	1,000	0.88
S0457-0170	1.47"	0.88"	6.52"	0.53"	1,500	1.44
S0457-0180	1.70"	0.94"	7.65"	0.65"	2,000	2.28
S0457-0210	1.69"	1.07"	8.12"	0.64"	2,500	2.60

**NOTE:**  
**HEAVY DUTY SWIVEL HOOK WITH DROP FORGED COMPONENTS.**  
**LOAD RATED FOR OVERHEAD LIFTING. INCLUDES REMOVABLE SAFETY LATCH.**

## SHANK HOOK



**316-NM STAINLESS STEEL**



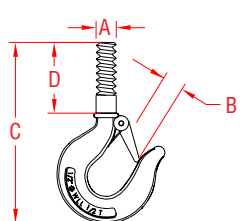
ITEM	A	B	C	D	WLL	WT
	(nominal size)				(lb)	(lb)
S0456-0100	1/2"	0.84"	5.06"	2.00"	1,000	0.66
S0456-0120	5/8"	0.88"	5.53"	2.25"	1,500	0.90
S0456-0150	3/4"	0.94"	6.25"	2.50"	2,000	1.34
S0456-0200	7/8"	1.07"	6.90"	2.75"	2,500	1.86

**NOTE:**  
**LOAD RATED. HEAVY DUTY SHANK HOOK.**  
**INCLUDES REMOVABLE SAFETY LATCH.**  
**CUSTOM THREADS AVAILABLE IN UNF, UNC AND METRIC.**

## THREADED SHANK HOOK



**316-NM STAINLESS STEEL**



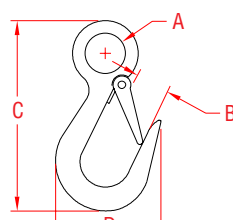
ITEM	A	B	C	D	WLL	WT
	(thread size)				(lb)	(lb)
S0458-0100	1/2" - 13	0.84"	5.06"	2.00"	1,000	0.66
S0458-0120	5/8" - 11	0.88"	5.53"	2.25"	1,500	0.90
S0458-0150	3/4" - 10	0.94"	6.25"	2.50"	2,000	1.34
S0458-0200	7/8" - 9	1.07"	6.90"	2.75"	2,500	1.86

**NOTE:**  
**LOAD RATED. HEAVY DUTY SHANK HOOK.**  
**INCLUDES REMOVABLE SAFETY LATCH.**  
**STANDARD UNC THREADS.**

## EYE HOOK



**316 STAINLESS STEEL**



ITEM	A	B	C	D	WLL	WT
	(nominal size)				(lb)	(lb)
S0194-0001	3/4"	0.66"	3.90"	1.88"	300	0.27
S0194-0002	1-1/8"	0.77"	4.62"	2.10"	350	0.39

**NOTE:**  
**WORKING LOADS ARE BASED ON GRADUAL PULL, NOT SHOCK LOADS. INCLUDES REMOVABLE SAFETY LATCH.**



TEL 508-732-9191 • FAX 508-732-9798 • ORDERS ONLY 800-394-2222

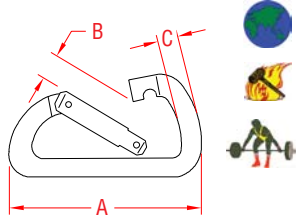
www.suncorstainless.com



# HOOKS & CLIPS

## ASYMMETRICAL CLIP

316 STAINLESS STEEL

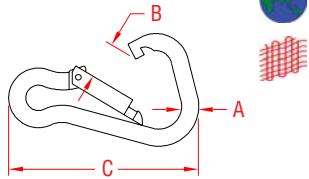


ITEM	A	B	C	WLL	WT
	(size)			(lb)	(lb)
<b>SPRING CLIP</b>					
S0140-0080	3"	0.60"	0.31"	700	0.16
S0140-0100	4"	0.75"	0.40"	1,350	0.31
<b>WIRE LEVER CLIP</b>					
S0141-0080	3"	0.62"	0.31"	700	0.15
S0141-0100	4"	0.75"	0.40"	1,350	0.29

**NOTE:**  
 EACH CLIP IS PROOF TESTED AND STAMPED WITH THE BREAK LOAD.  
 S0140-SERIES MARKED IN KILONEWTONS  
 CONVERSION: KN X 224.8 = LB.  
 S0141-SERIES MARKED IN KILOGRAMS  
 CONVERSION: KG X 2.2 = LB.

## WIDE ASYMMETRICAL CLIP

316 STAINLESS STEEL

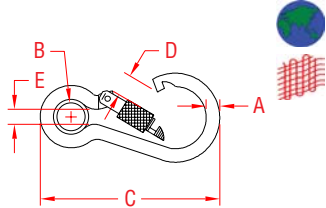


ITEM	A	B	C	WLL	WT
	(size)			(lb)	(lb)
S0195-0100	3/8"	0.74"	4.00"	400	0.30
S0195-0120	7/16"	1.00"	4.75"	540	0.43

**NOTE:**  
 ALSO AVAILABLE WITH EYE ON SPECIAL ORDER.  
 BULK ORDERS OF OTHER SIZES MAY BE PLACED ON SPECIAL ORDER.

## SCREW LOCK SPRING CLIP

316 STAINLESS STEEL

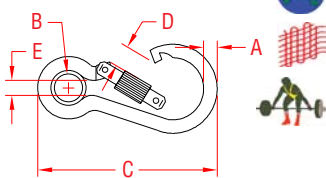


ITEM	A	B	C	D	E	WLL	WT
	(size)	(ID)				(lb)	(lb)
S0181-0060	1/4"	0.25"	2.38"	0.31"	0.23"	250	0.07
S0181-0080	5/16"	0.40"	3.13"	0.27"	0.37"	400	0.16
S0181-0100	3/8"	0.48"	4.00"	0.45"	0.46"	600	0.30
S0181-0120	7/16"	0.61"	4.63"	0.59"	0.55"	800	0.44
S0181-0140	15/32"	0.83"	5.55"	0.83"	0.63"	1,000	0.61

**NOTE:**  
 SCREW LOCK NUT PREVENTS ACCIDENTAL OPENING.  
 EYELET IS REMOVABLE. COMMERCIAL GRADE.

## KEY LOCK SPRING CLIP

316 STAINLESS STEEL

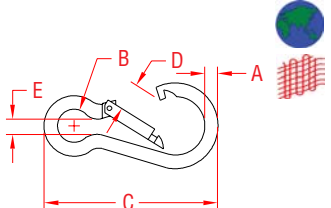


ITEM	A	B	C	D	E	WLL	WT
	(size)	(ID)				(lb)	(lb)
S0181-K100	3/8"	0.44"	4.00"	0.51"	0.42"	800	0.32
S0181-K120	7/16"	0.59"	5.00"	0.61"	0.57"	1,000	0.46

**NOTE:**  
 WITH KEY LOCK MECHANISM. SCREW LOCK NUT PREVENTS ACCIDENTAL OPENING. EYELET IS REMOVABLE.  
 EACH CLIP IS PROOF TESTED AND STAMPED WITH BREAK LOAD IN KILOGRAMS.  
 CONVERSION: KGX2.2=LB.

## SPRING CLIP

316 STAINLESS STEEL



ITEM	A	B	C	D	E	WLL	WT
	(size)	(ID)				(lb)	(lb)
S0120-0050	3/16"	0.32"	2.00"	0.25"	0.24"	120	0.04
S0120-0060	1/4"	0.36"	2.38"	0.27"	0.27"	170	0.06
S0120-0070	9/32"	0.45"	2.75"	0.34"	0.37"	200	0.10
S0120-0080	5/16"	0.48"	3.13"	0.38"	0.37"	280	0.15
S0120-0100	3/8"	0.63"	3.88"	0.54"	0.47"	400	0.28
S0120-0120	7/16"	0.75"	4.63"	0.65"	0.55"	540	0.41
S0120-0140	15/32"	0.87"	5.50"	0.80"	0.60"	740	0.58
S0120-0160	1/2"	0.90"	6.25"	0.95"	0.61"	900	0.79

**NOTE:**  
 EACH CLIP IS STAMPED WITH "316" AND WLL (LB).  
 COMMERCIAL GRADE.



Key:

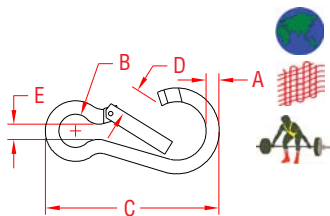


ORDERS ONLY: 800-394-2222 (USA)  
 877-495-5510 (CANADA)

All logos, icons, images, measurements and descriptions are the sole property of Suncor Stainless, Inc.  
 © 2013 Suncor Stainless, Inc.

## SPRING CLIP (KEY LOCK)

316 STAINLESS STEEL

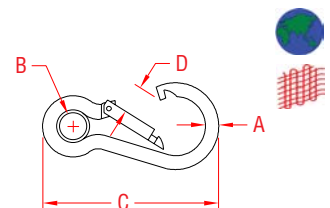


ITEM	A	B	C	D	E	WLL	WT
	(size)	(ID)				(lb)	(lb)
S0120-K050	3/16"	0.31"	2.00"	0.29"	0.20"	200	0.04
S0120-K060	1/4"	0.35"	2.38"	0.37"	0.21"	250	0.07
S0120-K070	9/32"	0.46"	2.88"	0.40"	0.33"	300	0.10
S0120-K080	5/16"	0.44"	3.25"	0.43"	0.33"	400	0.16
S0120-K100	3/8"	0.55"	4.00"	0.60"	0.40"	600	0.30
S0120-K120	7/16"	0.69"	4.75"	0.70"	0.57"	800	0.43
S0120-K160	1/2"	0.87"	6.38"	1.18"	0.75"	1,000	0.78

**NOTE:**  
**KEY LOCK MECHANISM. EACH CLIP IS PROOF TESTED AND STAMPED WITH THE BREAK LOAD. CLIPS S0120-K050 - S0120-K070 ARE MARKED IN KILOGRAMS (CONVERSION: KGX2.2=LB), WHILE S0120-K080 - S0120-K160 ARE MARKED IN KILONEWTONS (CONVERSION: KN X 224.8 = LB). BREAK LOAD IS APPROXIMATELY 3 TIMES THE WORK LOAD LIMIT.**

## SPRING CLIP WITH EYE

316 STAINLESS STEEL

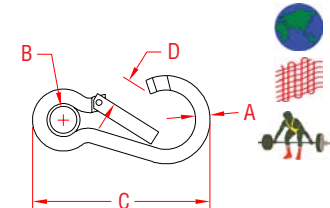


ITEM	A	B	C	D	WLL	WT
	(size)	(ID)			(lb)	(lb)
S0121-0050	3/16"	0.25"	2.00"	0.25"	120	0.04
S0121-0060	1/4"	0.30"	2.38"	0.27"	150	0.06
S0121-0070	9/32"	0.32"	2.75"	0.34"	200	0.10
S0121-0080	5/16"	0.40"	3.13"	0.38"	280	0.15
S0121-0100	3/8"	0.50"	3.88"	0.54"	400	0.28
S0121-0120	7/16"	0.60"	4.71"	0.65"	500	0.41
S0121-0140	15/32"	0.80"	5.50"	0.80"	750	0.58
S0121-0160	1/2"	0.87"	6.25"	0.95"	900	0.79

**NOTE:**  
**EACH CLIP IS STAMPED WITH "316" AND WLL (LB). COMMERCIAL GRADE.**

## SPRING CLIP with EYE (KEY LOCK)

316 STAINLESS STEEL

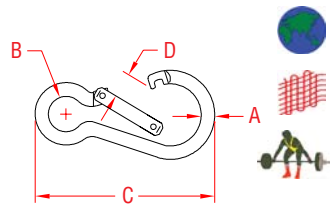


ITEM	A	B	C	D	WLL	WT
	(size)	(ID)			(lb)	(lb)
S0121-K050	3/16"	0.24"	2.00"	0.29"	200	0.04
S0121-K060	1/4"	0.27"	2.38"	0.37"	250	0.07
S0121-K070	9/32"	0.35"	2.88"	0.40"	300	0.10
S0121-K080	5/16"	0.39"	3.25"	0.43"	400	0.16
S0121-K100	3/8"	0.45"	4.00"	0.66"	600	0.30
S0121-K120	7/16"	0.59"	4.75"	0.70"	800	0.43
S0121-K160	1/2"	0.87"	6.38"	1.18"	1,000	0.78

**NOTE:**  
**KEY LOCK MECHANISM. EACH CLIP IS PROOF TESTED AND STAMPED WITH THE BREAK LOAD. CLIPS S0121-K050 - S0121-K070 ARE MARKED IN KILOGRAMS (CONVERSION: KGX2.2=LB), WHILE S0121-K080 - S0121-K160 ARE MARKED IN KILONEWTONS (CONVERSION: KN X 224.8 = LB). BREAK LOAD IS APPROXIMATELY 3 TIMES THE WORK LOAD LIMIT.**

## SPRING CLIP (SPECIAL GATE)

316 STAINLESS STEEL



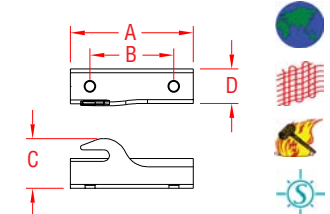
ITEM	A	B	C	D	WLL	WT
	(size)	(ID)			(lb)	(lb)
<b>WITHOUT EYELET:</b>						
S0142-0080	5/16"	0.45"	3.25"	0.54"	500	0.16
S0142-0100	3/8"	0.56"	4.00"	0.62"	700	0.30
S0142-0120	7/16"	0.70"	4.75"	0.85"	1,000	0.43

<b>WITH EYELET:</b>						
S0143-0080	5/16"	0.39"	3.25"	0.54"	500	0.16
S0143-0100	3/8"	0.45"	4.00"	0.62"	700	0.30
S0143-0120	7/16"	0.58"	4.75"	0.85"	1,000	0.43

**NOTE:**  
**EACH CLIP IS PROOF TESTED AND STAMPED WITH THE BREAK LOAD IN KILOGRAMS. CONVERSION: KG X 2.2 = LB.**

## MOORING HOOK OR KIT

316 STAINLESS STEEL



ITEM	A	B	C	D	WT
					(lb)
<b>HOLDER</b>					
S0182-0000	2.56"	1.76"	1.09"	0.69"	0.16
<b>KIT - MOORING HOOK W/ HOLDER</b>					
S0182-K100-C	4"	S0184-0100 CLIP WITH HOLDER ON A DISPLAY CARD			0.46
S0182-K120-C	5"	S0172-S120 CLIP WITH HOLDER ON A DISPLAY CARD			0.68

**NOTE:**  
**THIS HOLDER WILL ALLOW THE SPRING CLIP TO STAY OPEN IN ORDER TO ATTACH LINE TO MOORING.**

**SPECIFICATIONS FOR EACH CLIP (S0184-0100 & S0172-S120) IN EACH KIT, ARE LISTED ON PAGE 60.**



**LIMITED LIFETIME WARRANTY**

**SUNCOR STAINLESS**

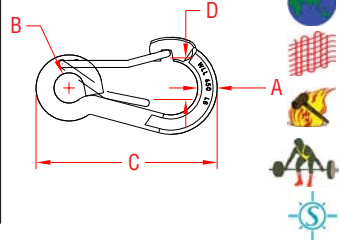
TEL 508-732-9191 • FAX 508-732-9798 • ORDERS ONLY 800-394-2222

www.suncorstainless.com



## HARNESS CLIP (WIRE LEVER)

316 STAINLESS STEEL



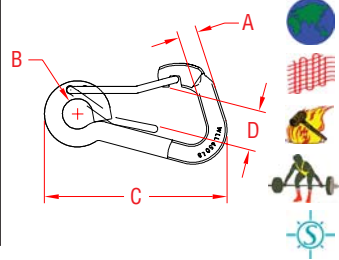
ITEM	A	B	C	D	WLL	WT
	(size)	(ID)			(lb)	(lb)
S0184-0060	1/4"	0.32"	2.38"	0.38"	260	0.06
S0184-0080	5/16"	0.52"	3.25"	0.56"	650	0.15
S0184-0100	3/8"	0.66"	4.00"	0.58"	1,000	0.30
S0184-0120	1/2"	0.86"	5.00"	0.81"	1,500	0.62

**NOTE:**  
FORGED END. STAMPED WITH WORKING LOAD (LB). BREAKING LOAD IS 5 TIMES THE WORK LOAD SHOWN.  
FEATURES LONG LASTING TORSION SPRING GATE.




## HARNESS CLIP (WIRE LEVER)

316 STAINLESS STEEL



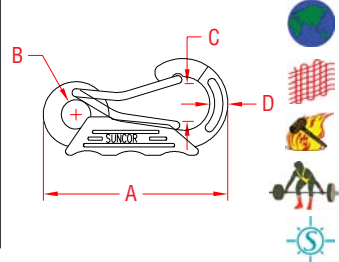
ITEM	A	B	C	D	WLL	WT
	(size)	(ID)			(lb)	(lb)
S0172-0060	1/4"	0.31"	2.38"	0.43"	260	0.07
S0172-0080	5/16"	0.52"	3.25"	0.62"	750	0.16
S0172-0100	3/8"	0.67"	4.00"	0.69"	1,200	0.30
S0172-0120	1/2"	0.85"	5.00"	0.90"	2,000	0.52
S0172-S120	1/2"	0.85"	5.00"	0.90"	2,000	0.52

**STRAIGHT BACK VERSION**  
**NOTE:**  
FORGED END. STAMPED WITH WORKING LOAD.  
FEATURES LONG LASTING TORSION SPRING GATE.



## HARNESS CLIP (POLY GRIP)

316 STAINLESS STEEL



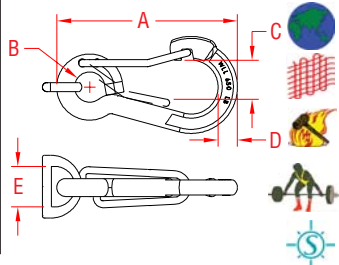
ITEM	A	B	C	D	WLL	WT
	(size)				(lb)	(lb)
S0184-N100	4"	0.66"	0.58"	0.39"	1,000	0.31
S0184-N120	4-3/4"	0.86"	0.81"	0.50"	1,500	0.64

**NOTE:**  
FORGED END. STAMPED WITH WORKING LOAD. (LB.) BREAKING LOAD IS 5 TIMES THE WORK LOAD SHOWN. FEATURES LONG LASTING TORSION SPRING GATE.  
POLYURETHANE GRIPS ALLOW FOR SUPERIOR HANDLING. IN SAFETY ORANGE.



## HARNESS CLIP WITH D RING

316 STAINLESS STEEL



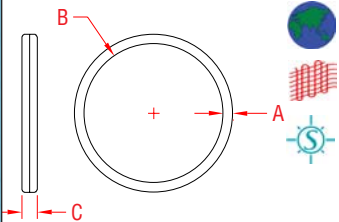
ITEM	A	B	C	D	E	WLL	WT
	(size)					(lb)	(lb)
S0223-8025	3-1/4"	0.52"	0.56"	0.31"	1.00"	650	0.20

**NOTE:**  
"D" RING IS FORGED.  
SEE RATCHET BUCKLES AND OUR LINE OF WEBBING/TIE-DOWN HARDWARE STARTING ON PAGE 97.



## KEY RING

304 STAINLESS STEEL



ITEM	A	B	C	WT
	(size)			(lb)
S0185-KR01	0.08"	1.00"	0.15"	0.01
S0185-KR02	0.05"	0.50"	0.08"	0.01
S0185-KR03	0.07"	0.75"	0.12"	0.01

**NOTE:**  
304 STAINLESS STEEL WITH NICKEL PLATING.  
MINIMUM PURCHASE OF 100.



**Key:**



Made in USA



Drop Forged



Precision Machined



Wire Formed



Suncor Exclusive



Import



Precision Cast



Stamped



Load Rated



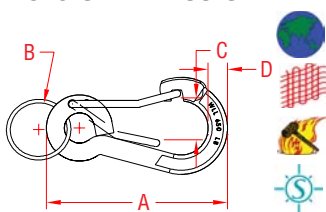
New Product

ORDERS ONLY: 800-394-2222 (USA)  
877-495-5510 (CANADA)

All logos, icons, images, measurements and descriptions are the sole property of Suncor Stainless, Inc.  
© 2013 Suncor Stainless, Inc.

## SPRING CLIP WITH KEY RING



316 STAINLESS STEEL



ITEM	A	B	C	D	WT
	(size)				(lb)
S0185-KR60	2-3/8"	1.00"	0.38"	0.23"	0.07

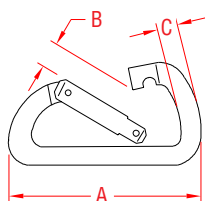
**NOTE:** THE ENDS OF THE CLIP ARE FORGED. THE 1 INCH KEY RING IS FORMED FROM STAINLESS, THEN NICKEL PLATED FOR SUPERIOR FINISH.

**POP DISPLAY HOLDS 100 CLIPS:**  
C0185-KR60BX

## USA DESIGN KEY CLIP



ALUMINUM



ITEM	A	B	C	WT
	(size)			(lb)
S0186-US80	1"	3.15"	0.50"	0.05

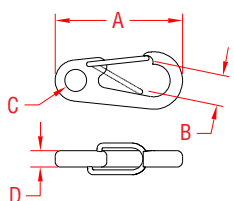
**NOTE:** LIGHTWEIGHT ALUMINUM WITH HIGH IMPACT GRAPHICS OF THE AMERICAN FLAG.

**POP DISPLAY HOLDS 100 CLIPS**  
C0186-US80BX


## MINI CLIP (WIRE LEVER)

316 STAINLESS STEEL



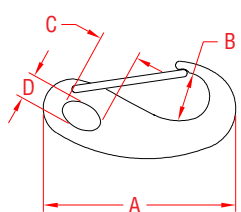
ITEM	A	B	C	D	WLL	WT
	(size)				(lb)	(lb)
S0185-0035	1-3/8"	0.23"	0.20"	0.16"	65	0.02

**NOTE:** USE ANYWHERE A SMALL CLIP IS NEEDED. USE FOR CAMERAS, FLASHLIGHTS AND MORE. WIRE LEVER IS DURABLE FOR YEARS OF RELIABILITY. HIGHLY POLISHED FINISH. THE SMALLEST HIGH QUALITY STAINLESS CLIP AVAILABLE.




## SPRING GATE SNAP

316 STAINLESS STEEL

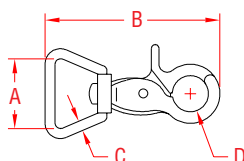


ITEM	A	B	C	D	WLL	WT
	(size)				(lb)	(lb)
S0161-0050	2"	0.38"	0.40"	0.25"	150	0.05
S0161-0070	2-3/4"	0.42"	0.61"	0.39"	350	0.13
S0161-0100	3-3/4"	0.55"	0.87"	0.59"	500	0.32




## TRIGGER SNAP "D" BAIL

316 STAINLESS STEEL



ITEM	A	B	C	D	WLL	WT
	(size)				(lb)	(lb)
S0192-0001	5/8"	2.43"	0.23"	0.43"	200	0.12
S0192-0002	3/4"	2.50"	0.23"	0.43"	200	0.12
S0192-0003	1"	2.65"	0.22"	0.43"	200	0.13



**LIMITED LIFETIME WARRANTY**

 **SUNCOR STAINLESS**

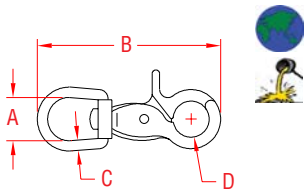
TEL 508-732-9191 • FAX 508-732-9798 • ORDERS ONLY 800-394-2222

www.suncorstainless.com



## TRIGGER SNAP EYE BAIL

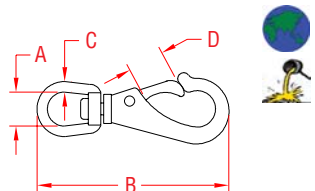
316 STAINLESS STEEL



ITEM	A	B	C	D	WLL	WT
	(size)				(lb)	(lb)
S0193-0001	1/2"	2.62"	0.15"	0.43"	200	0.11
S0193-0002	5/8"	2.65"	0.20"	0.43"	200	0.11

## SWIVEL EYE SNAP

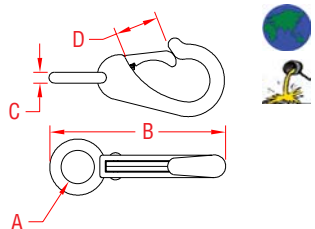
316 STAINLESS STEEL



ITEM	A	B	C	D	WLL	WT
	(size)				(lb)	(lb)
S0174-0001	5/8"	3.37"	0.20"	0.40"	100	0.14
S0174-0002	3/4"	3.87"	0.24"	0.47"	200	0.22
S0174-0003	7/8"	4.62"	0.27"	0.51"	300	0.35

## FIXED EYE SNAP

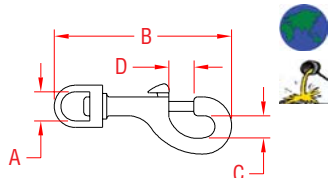
316 STAINLESS STEEL



ITEM	A	B	C	D	WLL	WT
	(size)				(lb)	(lb)
S0175-0000	3/8"	2.10"	0.15"	0.22"	100	0.05
S0175-0001	5/8"	2.71"	0.19"	0.37"	200	0.10
S0175-0002	3/4"	3.12"	0.20"	0.50"	250	0.13
S0175-0003	7/8"	3.75"	0.28"	0.60"	300	0.24

## SWIVEL BOLT SNAP

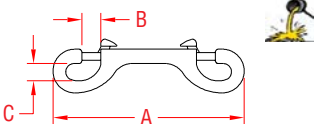
316 STAINLESS STEEL



ITEM	A	B	C	D	WLL	WT
	(size)				(lb)	(lb)
S0176-0000	3/8"	2.73"	0.32"	0.28"	100	0.06
S0176-0001	1/2"	3.16"	0.36"	0.37"	200	0.09
S0176-0002	5/8"	3.44"	0.43"	0.36"	250	0.11
S0176-0003	3/4"	3.60"	0.43"	0.36"	300	0.12
S0176-0004	1-1/4"	4.63"	0.48"	0.53"	350	0.20

## DOUBLE BOLT SNAP

316 STAINLESS STEEL



ITEM	A	B	C	WLL	WT
	(size)			(lb)	(lb)
S0176-0900	3-1/2"	0.25"	0.33"	100	0.09
S0176-1000	4"	0.37"	0.43"	200	0.15
S0176-1200	4-3/4"	0.48"	0.47"	250	0.19

**NOTE:**  
**ALLOWS EASY CONNECTION AND DISCONNECTION AT EITHER END.**



Key:



Made in USA



Drop Forged



Precision Machined



Wire Formed



Suncor Exclusive



Import



Precision Cast



Stamped



Load Rated



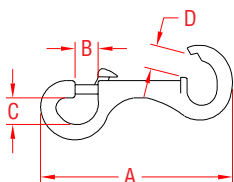
New Product

ORDERS ONLY: 800-394-2222 (USA)  
 877-495-5510 (CANADA)

All logos, icons, images, measurements and descriptions are the sole property of Suncor Stainless, Inc.  
 © 2013 Suncor Stainless, Inc.

## U.S. NAVY BOLT SNAP

316 STAINLESS STEEL

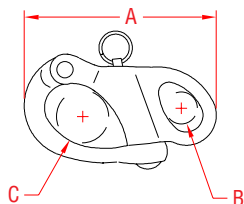


ITEM	A	B	C	D	WLL	WT
	(size)				(lb)	(lb)
S0177-USN6	6-1/2"	0.63"	0.93"	0.72"	1,000	1.06

**NOTE:**  
**BUREAU OF SHIPS NUMBER: S8101A1,464,418**  
**PRODUCT IS USUALLY ATTACHED TO CHAIN WITH OPEN END, WHICH IS THEN BENT CLOSED.**

## FIXED SNAP SHACKLE

316 STAINLESS STEEL

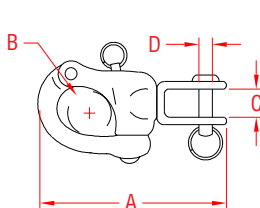


ITEM	A	B	C	WLL	WT
	(size)			(lb)	(lb)
S0158-0001	2"	0.42"	0.56"	1,000	0.10
S0158-0002	2-5/8"	0.51"	0.75"	1,500	0.21
S0158-0003	3-3/4"	0.68"	1.10"	2,000	0.49

**NOTE:**  
**BREAKLOAD IS APPROXIMATELY 4 TIMES THE WORK LOAD LIMIT.**

## JAW SWIVEL SNAP SHACKLE

316 STAINLESS STEEL

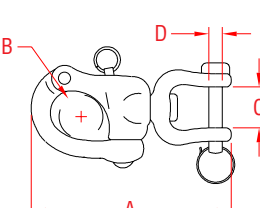


ITEM	A	B	C	D	WLL	WT
	(size)				(lb)	(lb)
S0170-0001	2-3/4"	0.57"	0.54"	0.24"	800	0.14
S0170-0002	3-1/2"	0.75"	0.60"	0.27"	1,200	0.27
S0170-0003	5"	1.05"	0.87"	0.48"	1,800	0.88

**NOTE:**  
**STAMPED BAIL. REMOVABLE JAW PIN.**  
**BREAKLOAD IS APPROXIMATELY 4 TIMES THE WORK LOAD LIMIT.**

## JAW SWIVEL SNAP SHACKLE

316 STAINLESS STEEL

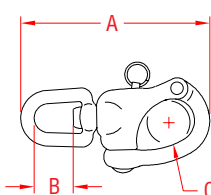


ITEM	A	B	C	D	WLL	WT
	(size)				(lb)	(lb)
S0171-0001	2-3/4"	0.57"	0.54"	0.23"	1,000	0.17
S0171-0002	3-1/2"	0.75"	0.52"	0.31"	1,500	0.36
S0171-0003	5"	1.05"	0.75"	0.48"	2,000	0.95

**NOTE:**  
**REMOVABLE CLEVIS PIN.**  
**BREAKLOAD IS APPROXIMATELY 4 TIMES THE WORK LOAD LIMIT.**

## SWIVEL SNAP SHACKLE

316 STAINLESS STEEL



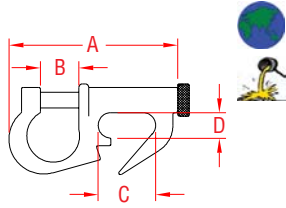
ITEM	A	B	C	WLL	WT
	(size)			(lb)	(lb)
S0157-0001	2-3/4"	0.50"	0.57"	1,000	0.13
S0157-0002	3-1/2"	0.62"	0.75"	1,500	0.28
S0157-0003	4-3/4"	0.85"	1.05"	2,000	0.67

**NOTE:**  
**BREAKLOAD IS APPROXIMATELY 4 TIMES THE WORK LOAD LIMIT.**



## JIB HANK

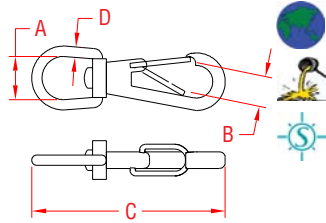
BRONZE



ITEM	A	B	C	D	WLL	WT
	(size)				(lb)	(lb)
B0169-0000	1-1/2"	0.23"	0.40"	0.25"	75	0.05
B0169-0001	2-1/4"	0.50"	0.83"	0.43"	100	0.10
B0169-0002	2-1/2"	0.63"	0.90"	0.43"	125	0.15
B0169-0003	3"	0.67"	0.97"	0.43"	135	0.20

## SWIVEL EYE SNAP

304 STAINLESS STEEL

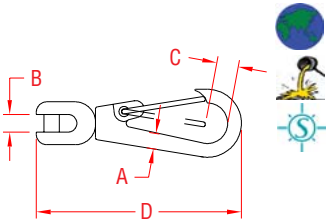


ITEM	A	B	C	D	WLL	WT
	(size)				(lb)	(lb)
S0166-0003	3/4"	0.31"	2.87"	0.16"	130	0.07

**NOTE:**  
SEE RATCHET BUCKLES AND OUR LINE OF WEBBING/TIE-DOWN HARDWARE BEGINNING ON PAGE 97.


## CHAIN SWIVEL SNAP

316 STAINLESS STEEL



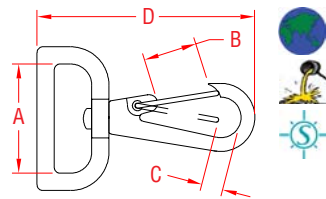
ITEM	A	B	C	D	WLL	WT
	(size)				(lb)	(lb)
S0645-0005	5/32 - 3/16"	0.21"	0.32"	2.87"	130	0.07

**NOTE:**  
STANDARD OR LONG LINK CHAIN, UP TO 3/16" (WIRE) SIZE, CAN BE ATTACHED TO CLIP. USE CLIP AT THE END OF TWIST LINK CHAIN FOR A DOG LEASH OR AT THE END OF A KILL CORD FOR WATERCRAFTS.




## SWIVEL WEB CLIP

304 STAINLESS STEEL

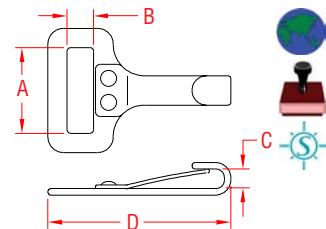


ITEM	A	B	C	D	WLL	WT
	(size)				(lb)	(lb)
S0221-0025	1"	0.63"	0.32"	2.56"	130	0.07
S0221-0038	1-1/2"	0.63"	0.32"	2.63"	130	0.08
S0221-0050	2"	0.63"	0.32"	2.71"	130	0.10

**NOTE:**  
"SLIMLINE" BAIL FOR WEBBING; SPECIAL TORSION SPRING GATE FOR LONGER LIFE. IDEAL FOR BIMINI TOPS AND HOLD DOWN STRAPS.  
SEE RATCHET BUCKLES AND OUR LINE OF WEBBING/TIE-DOWN HARDWARE STARTING ON PAGE 97.

## FIXED BIMINI CLIP

304 STAINLESS STEEL



ITEM	A	B	C	D	WLL	WT
	(size)				(lb)	(lb)
S0220-0025	1"	0.23"	0.20"	1.94"	70	0.03

**NOTE:**  
IDEAL FOR BIMINI TOPS AND HOLD DOWN STRAPS. SEE RATCHET BUCKLES AND OUR LINE OF WEBBING/TIE-DOWN HARDWARE STARTING ON PAGE 97.



Key:



Made in USA



Drop Forged



Precision Machined



Wire Formed



Suncor Exclusive



Import



Precision Cast



Stamped



Load Rated



New Product

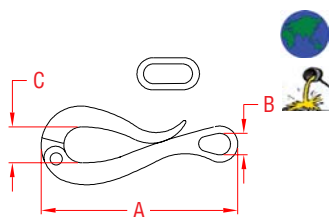
ORDERS ONLY: 800-394-2222 (USA)  
877-495-5510 (CANADA)

All logos, icons, images, measurements and descriptions are the sole property of Suncor Stainless, Inc. © 2013 Suncor Stainless, Inc.



## PELICAN HOOK WITH SLIDE

316 STAINLESS STEEL

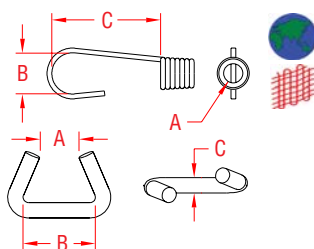


ITEM	A	B	C	WLL	WT
	(size)			(lb)	(lb)
S0180-0100	4"	0.39"	0.75"	200	0.22
S0180-0150	6"	0.51"	0.97"	300	0.56

**NOTE:**  
PELICAN HOOK # S0162 IS FEATURED ON PAGE 31.

## HOG RING AND SHOCKCORD

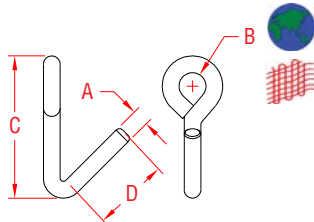
304 STAINLESS STEEL



ITEM	A	B	C	WT
	(size)			(lb)
<b>HOG RINGS:</b>				
S0183-0005	3/16"	0.38"	0.08"	0.19/100
S0183-0007	1/4"	0.51"	0.08"	0.20/100
S0183-0008	5/16"	0.62"	0.08"	0.21/100
S0183-0010	3/8"	0.74"	0.08"	0.23/100
S0183-0013	1/2"	0.87"	0.08"	0.24/100
<b>SHOCK CORD ENDS:</b>				
S0183-SC05	3/16"	0.62"	1.50"	0.02
S0183-SC07	1/4"	0.62"	1.50"	0.03
S0183-SC08	5/16"	0.88"	1.77"	0.04
S0183-SC10	3/8"	0.94"	1.84"	0.05
S0183-SC13	1/2"	1.14"	2.68"	0.06

## DOWNHAUL HOOK

316 STAINLESS STEEL

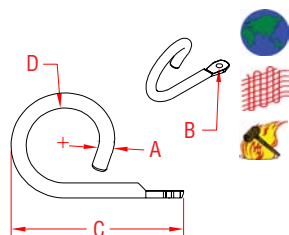


ITEM	A	B	C	D	WT
	(size)				(lb)
S0179-H008	5/16"	0.50"	2.47"	1.40"	0.12
S0179-H010	3/8"	0.50"	3.50"	2.05"	0.25

**NOTE:**  
CAN BE USED IN SAILING APPLICATIONS OR AS CARGO LASHING HOOK.

## REEFING HOOK

316 STAINLESS STEEL

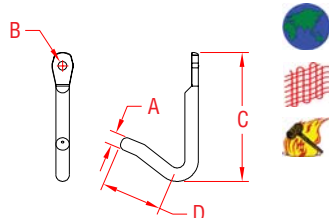


ITEM	A	B	C	D	WT
	(size)				(lb)
S0179-R008	5/16"	0.24"	3.50"	1.30"	0.16
S0179-R010	3/8"	0.24"	4.15"	1.84"	0.31

**NOTE:**  
ATTACHMENT END IS FORGED FLAT FOR EASY INSTALLATION.  
REFERENCE "FASTENER MATCHING CHART" (PAGE 154)  
FOR COMPATIBLE FASTENERS.

## TACK HOOK

316 STAINLESS STEEL



ITEM	A	B	C	D	WT
	(size)				(lb)
S0179-T008	5/16"	0.24"	3.12"	1.48"	0.10
S0179-T010	3/8"	0.24"	3.56"	1.90"	0.18

**NOTE:**  
CAN BE USED IN SAILING APPLICATIONS OR AS CARGO LASHING HOOK.  
ATTACHMENT END IS FORGED FLAT FOR EASY INSTALLATION.  
REFERENCE "FASTENER MATCHING CHART" (PAGE 154)  
FOR COMPATIBLE FASTENERS.

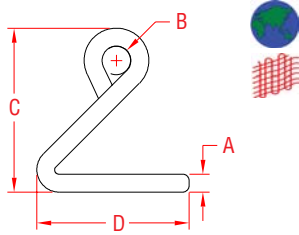


TEL 508-732-9191 • FAX 508-732-9798 • ORDERS ONLY 800-394-2222

www.suncorstainless.com

## CUNNINGHAM HOOK

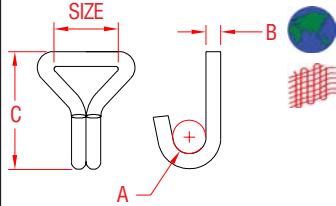
316 STAINLESS STEEL



ITEM	A	B	C	D	WT
	(size)				(lb)
S0179-CH07	1/4"	0.42"	2.45"	1.72"	0.07
S0179-CH08	5/16"	0.62"	3.80"	2.42"	0.19

## DOUBLE "J" WEB HOOK

304 STAINLESS STEEL

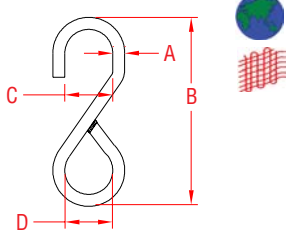


ITEM	SIZE	A	B	C	WLL	WT
					(lb)	(lb)
S0211-0025	1"	0.78"	0.27"	2.77"	400	0.15
S0211-0038	1-1/2"	0.78"	0.38"	3.44"	1,000	0.40
S0211-0050	2"	0.78"	0.38"	3.44"	1,500	0.41

**NOTE:**  
SEE RATCHET BUCKLES AND OUR LINE OF WEBBING/TIE-DOWN HARDWARE STARTING ON PAGE 97.

## WELDED "S" WEB HOOK

316 STAINLESS STEEL

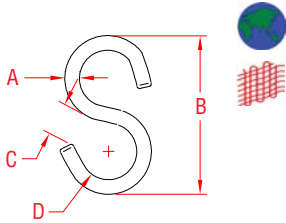


ITEM	SIZE	A	B	C	D	WLL	WT
						(lb)	(lb)
S0212-0025	1"	0.25"	3.50"	1.00"	1.00"	200	0.12
S0212-0038	1-1/2"	0.31"	4.50"	1.50"	1.50"	300	0.22
S0212-0050	2"	0.38"	6.18"	2.00"	2.00"	400	0.46

**NOTE:**  
QUALITY "S" HOOK IS WELDED TO PREVENT WEBBING FROM SLIPPING THROUGH. BULK ORDERS OF OTHER SIZES OR TYPES MAY BE PLACED ON SPECIAL ORDER.  
SEE RATCHET BUCKLES AND OUR LINE OF WEBBING/TIE-DOWN HARDWARE STARTING ON PAGE 97.

## "S" HOOK

316 STAINLESS STEEL

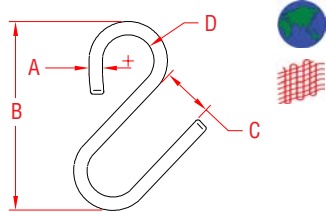


ITEM	A	B	C	D	WLL	WT
	(size)				(lb)	(lb)
S0178-0003	1/8"	1.38"	0.20"	0.42"	50	0.01
S0178-0004	5/32"	1.59"	0.20"	0.51"	80	0.02
S0178-0005	3/16"	1.90"	0.29"	0.63"	120	0.04
S0178-0006	1/4"	2.25"	0.32"	0.70"	200	0.06
S0178-0008	5/16"	2.58"	0.46"	0.75"	350	0.12

**NOTE:**  
BULK ORDERS OF OTHER SIZES OR TYPES MAY BE PLACED ON SPECIAL ORDER.

## "U" HOOK

316 STAINLESS STEEL



ITEM	A	B	C	D	WLL	WT
	(size)				(lb)	(lb)
S0179-0006	1/4"	2.15"	0.42"	0.35"	300	0.06
S0179-0008	5/16"	2.95"	0.65"	0.62"	400	0.14
S0179-0010	3/8"	3.35"	0.75"	0.67"	500	0.26



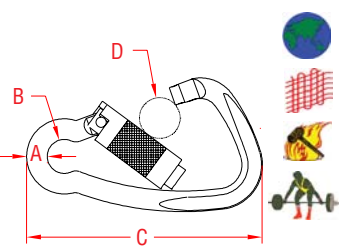
Key:

Made in USA	Drop Forged	Precision Machined	Wire Formed	Suncor Exclusive
Import	Precision Cast	Stamped	Load Rated	New Product

ORDERS ONLY: 800-394-2222 (USA)  
877-495-5510 (CANADA)

All logos, icons, images, measurements and descriptions are the sole property of Suncor Stainless, Inc.  
© 2013 Suncor Stainless, Inc.

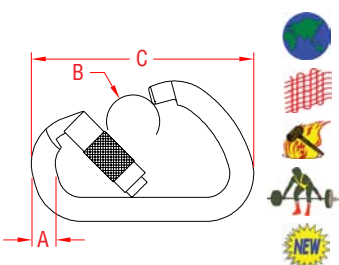
## HARNESSES CLIP - AUTO LOCK



ITEM	A	B	C	D	WLL	WT
	(size)				(lb)	(lb)
<b>ALUMINUM (W/ ALUMINUM LOCK)</b>						
A0146-0012	7/16"	0.70"	4.91"	0.84"	1,600	0.18
<b>316 STAINLESS STEEL (W/ BLACK FIBERGLASS LOCK)</b>						
S0146-0012	7/16"	0.70"	4.91"	0.84"	2,000	0.46
<b>ZINC-PLATED CARBON STEEL (W/ BRONZE LOCK)</b>						
Z0146-0012	7/16"	0.70"	4.91"	0.84"	1,600	0.46

**NOTE:**  
EACH CLIP IS PROOF TESTED AND STAMPED WITH THE BREAK LOAD IN KILONEWTONS. BREAK LOAD S APPROXIMATELY 3 TIMES THE WORK LOAD LIMIT.

## XL CLIP - AUTO LOCK

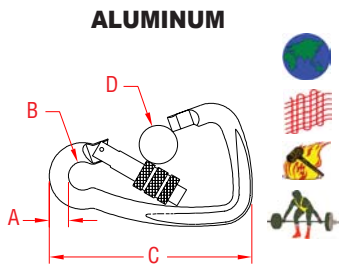


ITEM	A	B	C	WLL	WT	
	(size)				(lb)	(lb)
<b>ALUMINUM (W/ BLACK FIBERGLASS LOCK)</b>						
A0147-0013	1/2"	1.06"	4.50"	2,200	0.20	
<b>316 STAINLESS STEEL (W/ NICKEL BRONZE LOCK)</b>						
S0147-0013	1/2"	1.06"	4.50"	2,500	0.50	
<b>BLACK COATED CARBON STEEL (W/ BRONZE LOCK)</b>						
Z0147-0013	1/2"	1.06"	4.50"	3,500	0.50	

**NOTE:**  
EACH CLIP IS PROOF TESTED AND STAMPED WITH THE BREAK LOAD IN KILONEWTONS. BREAK LOAD S APPROXIMATELY 3 TIMES THE WORK LOAD LIMIT.

## HARNESSES CLIP - SCREW LOCK

ALUMINUM



ITEM	A	B	C	D	WLL	WT
	(size)				(lb)	(lb)
<b>W/ BRASS LOCK</b>						
A0148-0008	5/16"	0.47"	3.40"	0.66"	400	0.06
<b>W/ ALUMINUM LOCK</b>						
A0148-0010	3/8"	0.52"	4.06"	0.67"	1,200	0.12
A0148-0012	7/16"	0.70"	4.92"	0.91"	1,600	0.18

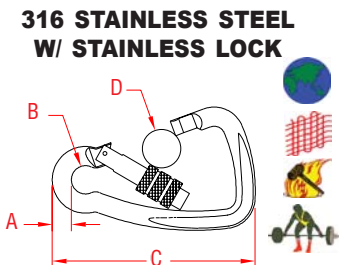
**NOTE:**  
EACH CLIP IS PROOF TESTED AND STAMPED WITH THE BREAK LOAD IN KILONEWTONS.

CONVERSION: KN X 224.8 = LB.

BREAK LOAD IS APPROXIMATELY 3 TIMES THE WORK LOAD LIMIT.

## HARNESSES CLIP - SCREW LOCK

316 STAINLESS STEEL  
W/ STAINLESS LOCK



ITEM	A	B	C	D	WLL	WT
	(size)				(lb)	(lb)
S0148-0008	5/16"	0.47"	3.40"	0.66"	1,000	0.18
S0148-0010	3/8"	0.52"	4.06"	0.67"	1,500	0.34
S0148-0012	7/16"	0.70"	4.92"	0.91"	2,000	0.50

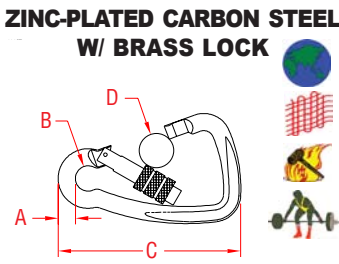
**NOTE:**  
EACH CLIP IS PROOF TESTED AND STAMPED WITH THE BREAK LOAD IN KILONEWTONS.

CONVERSION: KN X 224.8 = LB.

BREAK LOAD IS APPROXIMATELY 3 TIMES THE WORK LOAD LIMIT.

## HARNESSES CLIP - SCREW LOCK

ZINC-PLATED CARBON STEEL  
W/ BRASS LOCK



ITEM	A	B	C	D	WLL	WT
	(size)				(lb)	(lb)
Z0148-0008	5/16"	0.47"	3.40"	0.66"	600	0.18
Z0148-0010	3/8"	0.52"	4.06"	0.67"	1,200	0.34
Z0148-0012	7/16"	0.70"	4.92"	0.91"	1,600	0.50

**NOTE:**  
EACH CLIP IS PROOF TESTED AND STAMPED WITH THE BREAK LOAD IN KILONEWTONS.

CONVERSION: KN X 224.8 = LB.

BREAK LOAD IS APPROXIMATELY 3 TIMES THE WORK LOAD LIMIT.



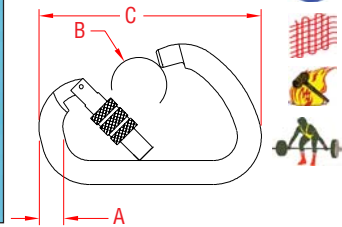
TEL 508-732-9191 • FAX 508-732-9798 • ORDERS ONLY 800-394-2222

www.suncorstainless.com



## XL CLIP - SCREW LOCK

ALUMINUM W/  
ALUMINUM LOCK

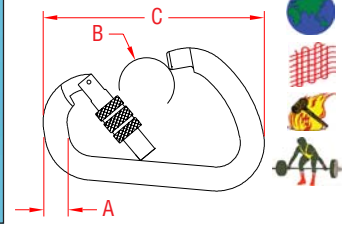


ITEM	A	B	C	WLL	WT
	(size)			(lb)	(lb)
A0149-0013	1/2"	1.06"	4.50"	2,200	0.20

**NOTE:**  
EACH CLIP IS PROOF TESTED AND STAMPED WITH THE BREAK LOAD IN KILONEWTONS.  
CONVERSION: KN X 224.8 = LB.  
BREAK LOAD IS APPROXIMATELY 3 TIMES THE WORK LOAD LIMIT.

## XL CLIP - SCREW LOCK

316 STAINLESS STEEL  
W/ STAINLESS LOCK

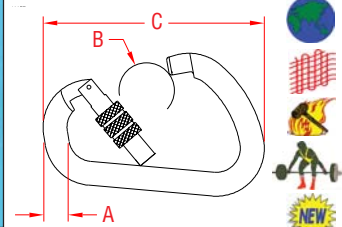


ITEM	A	B	C	WLL	WT
	(size)			(lb)	(lb)
S0149-0013	1/2"	1.06"	4.50"	2,500	0.56

**NOTE:**  
EACH CLIP IS PROOF TESTED AND STAMPED WITH THE BREAK LOAD IN KILONEWTONS.  
CONVERSION: KN X 224.8 = LB.  
BREAK LOAD IS APPROXIMATELY 3 TIMES THE WORK LOAD LIMIT.

## XL CLIP - SCREW LOCK

BLACK COATED CARBON  
STEEL W/ BRASS LOCK

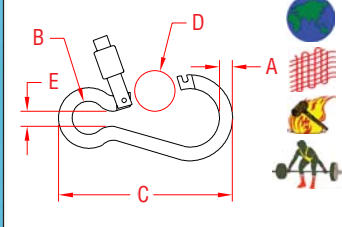


ITEM	A	B	C	WLL	WT
	(size)			(lb)	(lb)
Z0149-0013	1/2"	1.06"	4.50"	3,500	0.56

**NOTE:**  
EACH CLIP IS PROOF TESTED AND STAMPED WITH THE BREAK LOAD IN KILONEWTONS.  
CONVERSION: KN X 224.8 = LB.  
BREAK LOAD IS APPROXIMATELY 3 TIMES THE WORK LOAD LIMIT.

## EXT CLIP - SLIDE LOCK

316 STAINLESS STEEL  
W/ STAINLESS LOCK

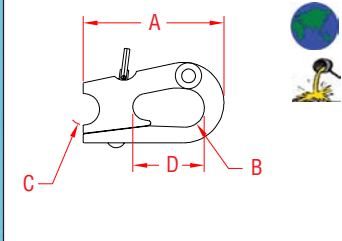


ITEM	A	B	C	D	E	WLL	WT
	(size)					(lb)	(lb)
S0145-0008	5/16"	0.46"	3.16"	0.99"	0.40"	600	0.16
S0145-0010	3/8"	0.59"	3.95"	1.29"	0.44"	900	0.31

**NOTE:**  
EACH CLIP IS PROOF TESTED AND STAMPED WITH THE BREAK LOAD IN KILONEWTONS.  
CONVERSION: KN X 224.8 = LB.  
BREAK LOAD IS APPROXIMATELY 3 TIMES THE WORK LOAD LIMIT.

## ROPE SNAP SHACKLE

316 STAINLESS STEEL



ITEM	A	B	C	D	WT
	(size)				(lb)
S0159-0001	2"	0.55"	0.42"	1.05"	0.12
S0159-0002	2-5/8"	0.68"	0.57"	1.25"	0.22
S0159-0003	3-3/4"	1.05"	0.88"	1.95"	0.70



Key:



Made in USA



Drop Forged



Precision Machined



Wire Formed



Suncor Exclusive



Import



Precision Cast



Stamped



Load Rated



New Product

ORDERS ONLY: 800-394-2222 (USA)  
877-495-5510 (CANADA)

All logos, icons, images, measurements and descriptions are the sole property of Suncor Stainless, Inc.  
© 2013 Suncor Stainless, Inc.

SUNCOR STAINLESS, INC.

# RIGGING



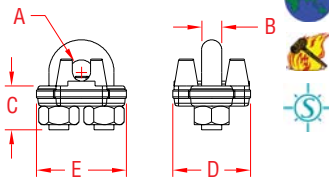
[www.suncorstainless.com](http://www.suncorstainless.com)



## HEAVY WIRE ROPE CLIP



316-NM STAINLESS STEEL



ITEM	A	B	C	D	E	WT
	(size)					(lb)
S0122-0003	1/8"	0.21"	0.50"	0.80"	0.92"	0.06
S0122-0005	3/16"	0.24"	0.62"	0.95"	1.15"	0.10
S0122-0007	1/4"	0.30"	0.75"	1.18"	1.46"	0.20
S0122-0008	5/16"	0.36"	0.78"	1.33"	1.66"	0.28
S0122-0010	3/8"	0.43"	0.82"	1.56"	1.90"	0.44
S0122-0013	1/2"	0.48"	1.05"	1.90"	2.28"	0.71
S0122-0016	5/8"	0.54"	1.28"	2.05"	2.48"	1.00
S0122-0020	3/4"	0.62"	1.50"	2.24"	2.83"	1.48
S0122-0025	1"	0.68"	1.90"	2.59"	3.47"	2.55

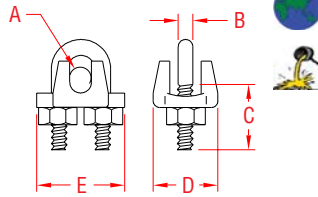
**NOTE:**  
1/A/W FEDERAL SPECIFICATION FF-C-450D, TYPE 1.  
(EXCEPT 316 STAINLESS, DROP FORGED)

**FORGED**

## WIRE ROPE CLIP - 304 SS



304 STAINLESS STEEL

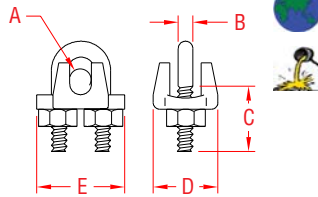


ITEM	A	B	C	D	E	WT
	(size)					(lb)
S0122-FS02	1/16"	0.09"	0.40"	0.52"	0.55"	0.02
S0122-FS03	1/8"	0.12"	0.43"	0.55"	0.62"	0.02
S0122-FS04	5/32"	0.15"	0.56"	0.70"	0.73"	0.04
S0122-FS05	3/16"	0.19"	0.67"	0.78"	0.87"	0.06
S0122-FS07	1/4"	0.23"	0.75"	0.84"	1.11"	0.09
S0122-FS08	5/16"	0.31"	0.90"	1.06"	1.34"	0.17
S0122-FS10	3/8"	0.38"	1.00"	1.32"	1.74"	0.36
S0122-FS13	1/2"	0.47"	1.40"	1.48"	1.97"	0.52
S0122-FS14	9/16"	0.47"	1.50"	1.70"	2.05"	0.61
S0122-FS16	5/8"	0.54"	1.87"	1.83"	2.33"	0.89
S0122-FS20	3/4"	0.54"	2.00"	2.05"	2.42"	1.03
S0122-FS22	7/8"	0.61"	2.32"	2.41"	2.81"	1.57
S0122-FS25	1"	0.61"	2.41"	2.40"	2.97"	1.81
S0122-FS32	1-1/4"	0.85"	2.32"	3.16"	4.12"	4.45

## WIRE ROPE CLIP - 316 SS



316 STAINLESS STEEL

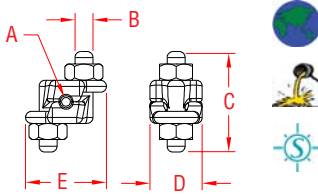


ITEM	A	B	C	D	E	WT
	(size)					(lb)
S0122-SS02	1/16"	0.09"	0.40"	0.52"	0.55"	0.02
S0122-SS03	1/8"	0.12"	0.43"	0.55"	0.62"	0.02
S0122-SS04	5/32"	0.15"	0.56"	0.70"	0.73"	0.04
S0122-SS05	3/16"	0.19"	0.67"	0.78"	0.87"	0.06
S0122-SS07	1/4"	0.23"	0.75"	0.84"	1.11"	0.09
S0122-SS08	5/16"	0.31"	0.90"	1.06"	1.34"	0.17
S0122-SS10	3/8"	0.38"	1.00"	1.32"	1.74"	0.36
S0122-SS13	1/2"	0.47"	1.40"	1.48"	1.97"	0.52
S0122-SS14	9/16"	0.47"	1.50"	1.70"	2.05"	0.61
S0122-SS16	5/8"	0.54"	1.87"	1.83"	2.33"	0.89
S0122-SS20	3/4"	0.54"	2.00"	2.05"	2.42"	1.03
S0122-SS22	7/8"	0.61"	2.32"	2.41"	2.81"	1.57
S0122-SS25	1"	0.61"	2.41"	2.40"	2.97"	1.81

## "CHAIR" CLIP



316-NM STAINLESS STEEL



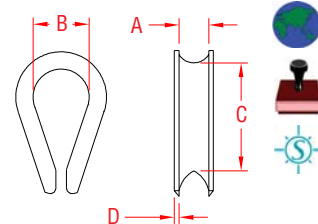
ITEM	A	B	C	D	E	WT
	(size)					(lb)
S0122-C007	1/4"	0.36"	1.75"	0.93"	1.44"	0.22
S0122-C008	5/16"	0.38"	2.00"	1.07"	1.68"	0.31
S0122-C010	3/8"	0.43"	2.38"	1.10"	1.87"	0.46
S0122-C013	1/2"	0.50"	2.70"	1.26"	2.13"	0.61
S0122-C016	5/8"	0.62"	3.30"	1.50"	2.53"	1.16
S0122-C020	3/4"	0.75"	4.82"	1.75"	3.12"	1.88

**NOTE:**  
1/A/W FEDERAL SPECIFICATION FF-C-450D, TYPE 3, CLASS 1.  
(EXCEPT 316 STAINLESS AND CAST)

## STANDARD THIMBLE



316 STAINLESS STEEL



ITEM	SIZE	A	B	C	D	WT
						(lb)
S0124-0003	1/8"	0.12"	0.37"	0.71"	0.03"	0.01
S0124-0004	5/32"	0.16"	0.37"	0.77"	0.03"	0.01
S0124-0005	3/16"	0.19"	0.44"	0.80"	0.04"	0.02
S0124-0007	1/4"	0.25"	0.69"	0.95"	0.05"	0.02
S0124-0008	5/16"	0.34"	0.78"	1.40"	0.06"	0.04
S0124-0010	3/8"	0.42"	0.94"	1.70"	0.06"	0.06
S0124-0013	1/2"	0.50"	1.14"	2.28"	0.09"	0.14
S0124-0016	5/8"	0.68"	1.45"	2.37"	0.07"	0.17



**Key:**



ORDERS ONLY: 800-394-2222 (USA)  
877-495-5510 (CANADA)

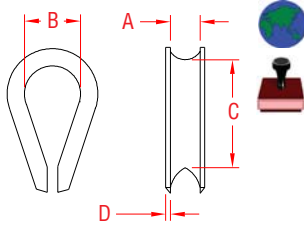
All logos, icons, images, measurements and descriptions are the sole property of Suncor Stainless, Inc.  
© 2013 Suncor Stainless, Inc.



## COMMERCIAL THIMBLE



**304 STAINLESS STEEL**

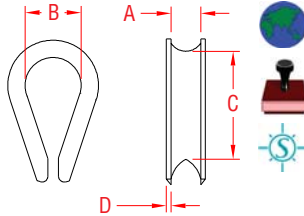


ITEM	SIZE	A	B	C	D	WT
						(lb)
S0123-0001	1/16"	0.10"	0.28"	0.48"	0.03"	0.30/100
S0123-0002	1/16"-5/64"	0.09"	0.31"	0.62"	0.03"	0.40/100
S0123-0003	3/32"-1/8"	0.12"	0.38"	0.72"	0.03"	0.50/100
S0123-0004	5/32"	0.14"	0.43"	0.73"	0.04"	0.74/100
S0123-0005	3/16"	0.20"	0.55"	0.78"	0.04"	0.01
S0123-0007	1/4"	0.25"	0.69"	0.95"	0.05"	0.02
S0123-0008	5/16"	0.34"	0.78"	1.40"	0.06"	0.04
S0123-0010	3/8"	0.42"	0.94"	1.70"	0.06"	0.06
S0123-0013	1/2"	0.54"	1.20"	1.85"	0.06"	0.08
S0123-0014	9/16"	0.60"	1.36"	2.05"	0.06"	0.10
S0123-0016	5/8"	0.68"	1.45"	2.37"	0.07"	0.17
S0123-0018	3/4"	0.76"	1.60"	2.63"	0.08"	0.21
S0123-0022	7/8"	0.95"	1.90"	3.10"	0.09"	0.39
S0123-0025	1"	1.05"	2.08"	3.36"	0.09"	0.49

## FED. SPEC. THIMBLE



**316 STAINLESS STEEL**



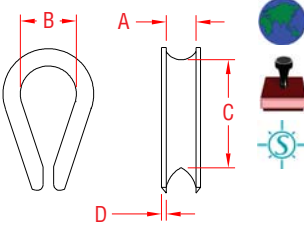
ITEM	SIZE	A	B	C	D	WT
						(lb)
S0123-FS05	3/16"	0.23"	0.72"	1.35"	0.05"	0.03
S0123-FS07	1/4"	0.28"	0.90"	1.63"	0.07"	0.08
S0123-FS08	5/16"	0.35"	1.08"	1.88"	0.08"	0.10
S0123-FS10	3/8"	0.40"	1.13"	2.13"	0.11"	0.23
S0123-FS12	7/16"	0.47"	1.25"	2.38"	0.13"	0.35
S0123-FS13	1/2"	0.55"	1.52"	2.63"	0.15"	0.51
S0123-FS14	9/16"	0.62"	1.50"	2.94"	0.15"	0.54
S0123-FS16	5/8"	0.65"	1.78"	3.25"	0.16"	0.71
S0123-FS20	3/4"	0.85"	2.02"	3.83"	0.22"	1.61
S0123-FS22	7/8"	0.95"	2.30"	4.25"	0.22"	1.87
S0123-FS25	1"	1.12"	2.56"	4.80"	0.25"	2.56
S0123-FS32	1-1/8" - 1-1/4"	1.31"	2.88"	5.38"	0.20"	3.51

**NOTE: HEAVY DUTY VERSION. DIMENSIONS AND WORKING LOAD ARE TO FEDERAL SPECIFICATION: FF-T-276B, TYPE III.**

## FED. SPEC. THIMBLE



**304 STAINLESS STEEL**



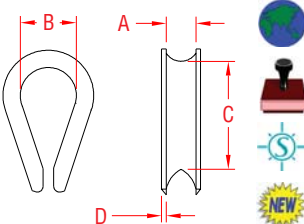
ITEM	SIZE	A	B	C	D	WT
						(lb)
S0125-FS05	3/16"	0.23"	0.72"	1.35"	0.05"	0.03
S0125-FS07	1/4"	0.28"	0.90"	1.63"	0.07"	0.08
S0125-FS08	5/16"	0.35"	1.08"	1.88"	0.08"	0.10
S0125-FS10	3/8"	0.40"	1.13"	2.13"	0.11"	0.23
S0125-FS13	1/2"	0.55"	1.52"	2.63"	0.15"	0.51
S0125-FS14	9/16"	0.62"	1.50"	2.94"	0.15"	0.54
S0125-FS16	5/8"	0.65"	1.78"	3.25"	0.16"	0.71
S0125-FS20	3/4"	0.85"	2.02"	3.83"	0.22"	1.61

**NOTE: HEAVY DUTY VERSION. DIMENSIONS AND WORKING LOAD ARE TO FEDERAL SPECIFICATION: FF-T-276B, TYPE III. SIZES 7/8", 1", 1-1/8" AND 1-1/4" ARE AVAILABLE IN 316 STAINLESS. REFER TO S0123-FS SERIES ABOVE.**

## HEAVY DUTY THIMBLE



**316 STAINLESS STEEL**



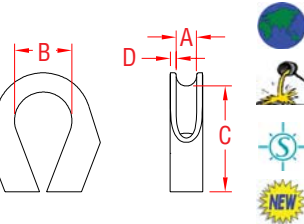
ITEM	SIZE	A	B	C	D	WT
						(lb)
S0127-0005	3/16"	0.24"	0.75"	1.46"	0.05"	0.03
S0127-0007	1/4"	0.28"	0.88"	1.71"	0.07"	0.07
S0127-0008	5/16"	0.34"	1.06"	1.97"	0.07"	0.12
S0127-0010	3/8"	0.41"	1.14"	2.25"	0.10"	0.22
S0127-0012	7/16"	0.47"	1.26"	2.50"	0.11"	0.35
S0127-0013	1/2"	0.53"	1.50"	2.92"	0.13"	0.51
S0127-0014	9/16"	0.60"	1.50"	2.92"	0.13"	0.52
S0127-0016	5/8"	0.67"	1.75"	3.41"	0.14"	0.76
S0127-0020	3/4"	0.79"	2.00"	3.98"	0.22"	1.58
S0127-0022	7/8"	0.94"	2.24"	4.48"	0.22"	1.78
S0127-0025	1"	1.06"	2.50"	4.72"	0.22"	3.14
S0127-0032	1-1/8" - 1-1/4"	1.31"	2.88"	5.34"	0.22"	4.00

**NOTE: HEAVY DUTY VERSION. MEETS THE DIMENSIONS AND PERFORMANCE REQUIREMENTS OF G-414.**

## CAPTIVE THIMBLE



**304 STAINLESS STEEL**



ITEM	A	B	C	D	WT
	(size)				(lb)
S0126-0013	1/2"	1.50"	2.76"	0.158"	0.53
S0126-0016	5/8"	1.77"	3.41"	0.177"	0.90
S0126-0020	3/4"	1.97"	3.98"	0.236"	1.78
S0126-0025	1"	2.48"	4.74"	0.256"	2.84
S0126-0032	1-1/4"	2.87"	5.37"	0.256"	3.75

**NOTE: MADE FROM GRADE 316 STAINLESS STEEL FOR CORROSION RESISTANCE AND DURABILITY. ITS PRIMARY FUNCTION IS TO HOLD THE WIRE OR FIBROUS ROPE "CAPTIVE" WHILE PREVENTING CHAFFING, MAKING IT IDEAL FOR IN-WATER BOAT TOWING APPLICATIONS.**

**LIMITED LIFETIME WARRANTY**

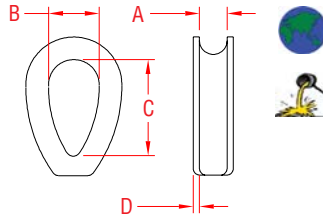
**SUNCOR STAINLESS**

TEL 508-732-9191 • FAX 508-732-9798 • ORDERS ONLY 800-394-2222

www.suncorstainless.com

## EXTRA HEAVY THIMBLE

304 STAINLESS STEEL

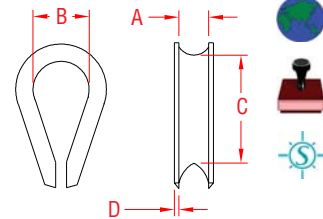


ITEM	SIZE	A	B	C	D	WT
						(lb)
S0123-XH06	1/4"	0.27"	0.62"	1.08"	0.06"	0.08
S0123-XH08	5/16"	0.32"	0.94"	1.68"	0.04"	0.11
S0123-XH10	3/8"	0.42"	1.10"	2.00"	0.06"	0.23
S0123-XH13	1/2"	0.45"	1.37"	2.44"	0.09"	0.39
S0123-XH16	5/8"	0.62"	1.76"	3.18"	0.09"	0.67
S0123-XH20	3/4"	0.77"	2.15"	3.70"	0.09"	1.02
S0123-XH22	7/8"	0.87"	2.38"	3.92"	0.12"	1.32
S0123-XH25	1"	0.96"	2.76"	4.50"	0.13"	2.00

**NOTE:**  
PRECISION CAST EXTRA HEAVY DUTY THIMBLE, NOT FORMED FROM FLAT STEEL. EXCEPTIONAL RESISTANCE TO WEAR AND CRUSHING.

## MIL. SPEC. THIMBLE

316 STAINLESS STEEL

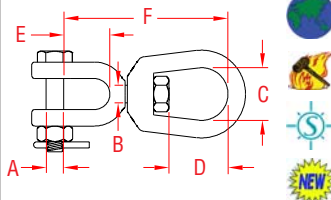



ITEM	SIZE	A	B	C	D	WT
						(lb)
S0124-AN01	100-C3 3/32"	0.09"	0.35"	0.70"	0.03"	0.15/100
S0124-AN03	100-C4 1/8"	0.14"	0.35"	0.70"	0.03"	0.43/100
S0124-AN04	100-C5 5/32"	0.17"	0.40"	0.80"	0.03"	0.60/100
S0124-AN05	100-C6 3/16"	0.20"	0.50"	1.00"	0.03"	0.98/100
S0124-AN07	100-C8 1/4"	0.27"	0.70"	1.40"	0.03"	1.50/100
S0124-AN08	100-C10 5/16"	0.33"	0.90"	1.80"	0.04"	3.50/100
S0124-AN10	100-C12 3/8"	0.39"	1.00"	2.00"	0.06"	8.50/100
S0124-AN12	100-C14 7/16"	0.45"	1.13"	2.25"	0.08"	9.30/100
S0124-AN13	100-C16 1/2"	0.52"	1.25"	2.50"	0.08"	10.50/100

**NOTE:**  
MEETS MIL SPEC AN100 (AIR FORCE/NAVY)

## FED. SPEC. JAW & EYE SWIVEL

316 STAINLESS STEEL



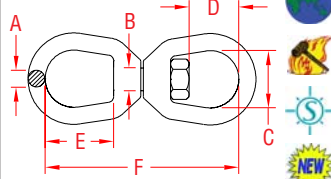
ITEM	A	B	C	D	E	F	WLL	WT
	(size)						(lb)	(lb)
S0155-FS07	1/4"	0.31"	0.75"	0.80"	0.85"	2.58"	800	0.23
S0155-FS08	5/16"	0.38"	1.25"	1.17"	0.88"	3.31"	1,200	0.53
S0155-FS10	3/8"	0.50"	1.25"	1.06"	1.07"	3.63"	2,200	0.76
S0155-FS13	1/2"	0.63"	1.50"	1.45"	1.42"	4.59"	3,500	1.45
S0155-FS16	5/8"	0.75"	1.75"	1.73"	1.50"	5.35"	5,200	2.47

**NOTE:**  
I/A/W FED. SPECIFICATION RR-C-271F TYPE VII, CLASS 3 (EXCEPT 316 STAINLESS STEEL). SWIVELS ARE POSITIONING DEVICES AND ARE NOT INTENDED TO ROTATE UNDER LOAD. MARKED WITH SIZE AND WORKING LOAD LIMIT.

**FORGED**

## FED. SPEC. EYE & EYE SWIVEL

316 STAINLESS STEEL



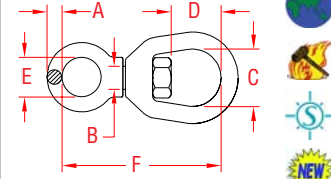
ITEM	A	B	C	D	E	F	WLL	WT
	(size)						(lb)	(lb)
S0128-FS07	1/4"	0.31"	0.75"	0.80"	1.06"	2.92"	800	0.19
S0128-FS08	5/16"	0.38"	1.25"	1.17"	1.50"	4.29"	1,200	0.68
S0128-FS10	3/8"	0.50"	1.25"	1.06"	1.50"	4.29"	2,200	0.68
S0128-FS13	1/2"	0.63"	1.50"	1.45"	2.00"	5.42"	3,500	1.33
S0128-FS16	5/8"	0.75"	1.75"	1.73"	2.38"	6.55"	5,200	2.29

**NOTE:**  
I/A/W FED. SPECIFICATION RR-C-271F TYPE VII, CLASS 2 (EXCEPT 316 STAINLESS STEEL). SWIVELS ARE POSITIONING DEVICES AND ARE NOT INTENDED TO ROTATE UNDER LOAD. MARKED WITH SIZE AND WORKING LOAD LIMIT.

**FORGED**

## FED. SPEC. CHAIN SWIVEL

316 STAINLESS STEEL



ITEM	A	B	C	D	E	F	WLL	WT
	(size)						(lb)	(lb)
S0128-FX05	3/16"	0.25"	0.75"	0.84"	0.50"	2.28"	500	0.13
S0128-FX07	1/4"	0.31"	0.75"	0.80"	0.63"	2.56"	800	0.17
S0128-FX08	5/16"	0.38"	1.25"	1.17"	0.75"	3.37"	1,200	0.43
S0128-FX10	3/8"	0.50"	1.25"	1.06"	1.00"	3.74"	2,200	0.56
S0128-FX13	1/2"	0.63"	1.50"	1.45"	1.25"	4.68"	3,500	1.15
S0128-FX16	5/8"	0.75"	1.75"	1.73"	1.50"	5.71"	5,200	2.02

**NOTE:**  
I/A/W FED. SPECIFICATION RR-C-271F TYPE VII, CLASS 1 (EXCEPT 316 STAINLESS STEEL). SWIVELS ARE POSITIONING DEVICES AND ARE NOT INTENDED TO ROTATE UNDER LOAD. MARKED WITH SIZE AND WORKING LOAD LIMIT.

**FORGED**



Key:

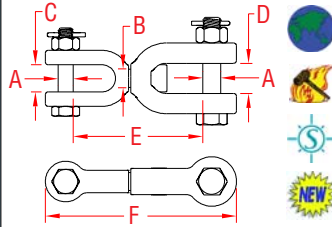


ORDERS ONLY: 800-394-2222 (USA)  
877-495-5510 (CANADA)

All logos, icons, images, measurements and descriptions are the sole property of Suncor Stainless, Inc.  
© 2013 Suncor Stainless, Inc.

## JAW & JAW SWIVEL

316 STAINLESS STEEL



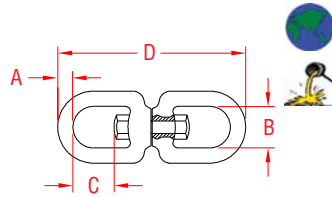
ITEM	A	B	C	D	E	F	WLL	WT
	(size)						(lb)	(lb)
S0156-FS05	3/16"	0.25"	0.44"	0.53"	2.20"	3.11"	500	0.24
S0156-FS07	1/4"	0.31"	0.50"	0.60"	2.69"	3.68"	800	0.30
S0156-FS08	5/16"	0.38"	0.56"	0.66"	2.89"	4.05"	1,200	0.49
S0156-FS10	3/8"	0.50"	0.63"	0.85"	3.64"	5.04"	2,200	1.03
S0156-FS13	1/2"	0.63"	0.75"	1.04"	4.55"	6.31"	3,600	1.79
S0156-FS16	5/8"	0.75"	1.00"	1.23"	5.11"	7.34"	5,200	3.29

**NOTE:**  
SWIVELS ARE POSITIONING DEVICES AND ARE NOT INTENDED TO ROTATE UNDER LOAD. MARKED WITH SIZE AND WORKING LOAD LIMIT.

**FORGED**

## EYE & EYE SWIVEL

316 STAINLESS STEEL

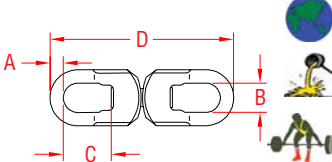


ITEM	A	B	C	D	WLL	WT
	(size)				(lb)	(lb)
S0128-0004	5/32"	0.43"	0.50"	2.00"	150	0.12
S0128-0005	3/16"	0.50"	0.50"	2.31"	300	0.12
S0128-0006	1/4"	0.56"	0.56"	2.56"	600	0.12
S0128-0008	5/16"	0.75"	0.75"	3.62"	1,100	0.29
S0128-0010	3/8"	0.87"	1.00"	4.39"	1,540	0.55
S0128-0013	1/2"	1.25"	1.31"	6.00"	2,640	1.25
S0128-0016	5/8"	1.50"	1.62"	7.37"	4,750	2.10
S0128-0020	3/4"	1.62"	2.00"	8.50"	7,000	3.40
S0128-0022	7/8"	1.87"	2.00"	9.25"	8,000	5.02
S0128-0025	1"	2.50"	2.56"	11.00"	10,000	8.73

**NOTE:**  
SWIVELS ARE POSITIONING DEVICES AND ARE NOT INTENDED TO ROTATE UNDER LOAD. FORGED SWIVELS, SEE PAGE 72.

## HEAVY DUTY EYE & EYE SWIVEL

316 STAINLESS STEEL



ITEM	A	B	C	D	WLL	WT
	(size)				(lb)	(lb)
S0128-HD07	1/4"	0.50"	0.68"	3.25"	750	0.27
S0128-HD08	5/16"	0.62"	0.87"	3.62"	1,400	0.52
S0128-HD10	3/8"	0.75"	1.00"	4.62"	2,000	0.88
S0128-HD13	1/2"	1.00"	1.37"	6.00"	3,300	2.00

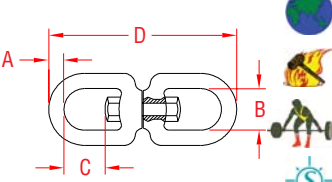
**NOTE:**  
MARKED WITH SIZE AND WORKING LOAD.

SWIVELS ARE POSITIONING DEVICES AND ARE NOT INTENDED TO ROTATE UNDER LOAD. FORGED SWIVELS, SEE PAGE 72.



## NITRONIC EYE & EYE SWIVEL

NITRONIC 50



ITEM	A	B	C	D	WLL	WT
	(size)				(lb)	(lb)
S0128-NM10	3/8"	1.25"	1.31"	4.13"	3,000	0.70

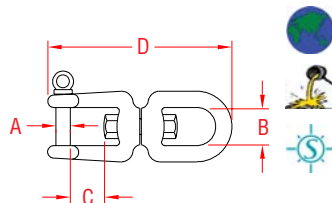
**NOTE:**  
I/A/W MIL-F-17280D TYPE III, STYLE A.

SWIVELS ARE POSITIONING DEVICES AND ARE NOT INTENDED TO ROTATE UNDER LOAD.

**FORGED**

## EYE & JAW SWIVEL

316 STAINLESS STEEL



ITEM	A	B	C	D	WLL	WT
	(size)				(lb)	(lb)
S0155-0006	1/4"	0.50"	0.43"	2.62"	600	0.14
S0155-0008	5/16"	0.62"	0.62"	3.62"	1,100	0.33
S0155-0010	3/8"	0.75"	0.87"	4.35"	1,540	0.63
S0155-0013	1/2"	1.00"	1.12"	6.00"	2,640	1.40
S0155-0016	5/8"	1.25"	1.37"	7.37"	4,750	2.36
S0155-0020	3/4"	1.50"	1.62"	8.62"	7,000	3.93

**NOTE:**  
SUNCOR RECOMMENDS THE USE OF THREAD LOCKING FLUID WITH THIS TYPE OF SWIVEL.

SWIVELS ARE POSITIONING DEVICES AND ARE NOT INTENDED TO ROTATE UNDER LOAD. FORGED SWIVELS, SEE PAGE 72.

**LIMITED LIFETIME WARRANTY**

**SUNCOR STAINLESS**

TEL 508-732-9191 • FAX 508-732-9798 • ORDERS ONLY 800-394-2222

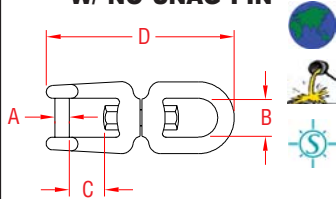
www.suncorstainless.com



## EYE & JAW SWIVEL



**316 STAINLESS STEEL  
W/ NO SNAG PIN**



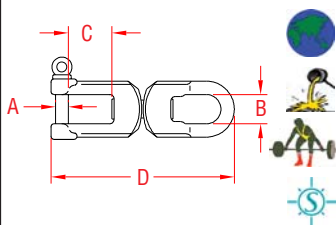
ITEM	A	B	C	D	WLL	WT
	(size)				(lb)	(lb)
S0155-NS06	1/4"	0.50"	0.43"	2.62"	600	0.14

**NOTE:**  
NO SNAG SHACKLE PIN SITS FLUSH WITH BODY OF SWIVEL. SUNCOR RECOMMENDS USING THREAD LOCKING FLUID WITH THIS TYPE OF SWIVEL.  
SWIVELS ARE POSITIONING DEVICES AND ARE NOT INTENDED TO ROTATE UNDER LOAD. FORGED SWIVELS, SEE PAGE 72.

## HEAVY DUTY EYE & JAW SWIVEL



**316 STAINLESS STEEL**



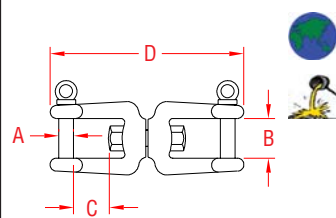
ITEM	A	B	C	D	WLL	WT
	(size)				(lb)	(lb)
S0155-HD07	1/4"	0.50"	0.68"	3.25"	750	0.24
S0155-HD08	5/16"	0.62"	0.87"	4.12"	1,400	0.48
S0155-HD10	3/8"	0.75"	1.00"	5.00"	2,000	0.82
S0155-HD13	1/2"	1.00"	1.37"	6.50"	3,300	1.88

**NOTE:**  
MARKED WITH SIZE AND WORKING LOAD.  
SWIVELS ARE POSITIONING DEVICES AND ARE NOT INTENDED TO ROTATE UNDER LOAD. FORGED SWIVELS, SEE PAGE 72.

## JAW & JAW SWIVEL



**316 STAINLESS STEEL**



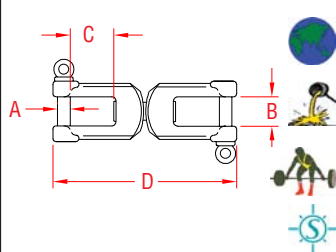
ITEM	A	B	C	D	WLL	WT
	(size)				(lb)	(lb)
S0156-0006	1/4"	0.50"	0.43"	2.50"	600	0.15
S0156-0008	5/16"	0.62"	0.62"	3.50"	1,100	0.38
S0156-0010	3/8"	0.75"	0.87"	4.44"	1,540	0.74
S0156-0013	1/2"	1.00"	1.12"	5.88"	2,640	1.54
S0156-0016	5/8"	1.25"	1.37"	7.31"	4,750	2.63
S0156-0020	3/4"	1.50"	1.62"	8.63"	7,100	4.34

**NOTE:**  
COMMERCIAL TYPE. NO SNAG SHACKLE PIN AVAILABLE FOR SOME SIZES AT ADDITIONAL COST.  
SWIVELS ARE POSITIONING DEVICES AND ARE NOT INTENDED TO ROTATE UNDER LOAD. FORGED SWIVELS, SEE PAGE 72.

## HEAVY DUTY JAW & JAW SWIVEL



**316 STAINLESS STEEL**



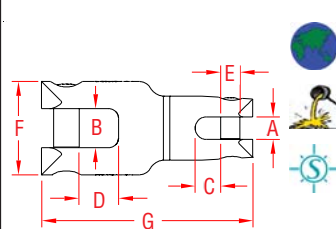
ITEM	A	B	C	D	WLL	WT
	(size)				(lb)	(lb)
S0156-HD07	1/4"	0.50"	0.68"	3.25"	750	0.27
S0156-HD08	5/16"	0.67"	0.87"	3.95"	1,400	0.52
S0156-HD10	3/8"	0.75"	1.00"	4.62"	2,000	0.88
S0156-HD13	1/2"	1.00"	1.37"	6.00"	3,300	2.00

**NOTE:**  
MARKED WITH SIZE AND WORKING LOAD. BULK ORDERS ON SWIVELS WITH "NO SNAG" SHACKLE PIN MAY BE PLACED ON SPECIAL ORDER.  
SWIVELS ARE POSITIONING DEVICES AND ARE NOT INTENDED TO ROTATE UNDER LOAD. FORGED SWIVELS, SEE PAGE 72.

## ANCHOR SWIVEL



**17-4 PH STAINLESS STEEL**



ITEM	SIZE	A	B	C	D	E	F	G	BL	WT
	(for chain)								(lb)	(lb)
S0190-0008	1/4 - 5/16"	0.38"	0.65"	0.50"	0.81"	0.31"	1.90"	3.81"	8,500	0.96
S0190-0013	3/8 - 1/2"	0.59"	0.85"	0.67"	1.25"	0.50"	2.35"	5.50"	15,000	2.18
S0190-0020	1/2 - 3/4"	0.88"	1.52"	1.01"	1.53"	0.75"	3.64"	8.24"	25,000	9.39

**NOTE:**  
HEAVY DUTY ANCHOR RODE SWIVEL. SLEEK DESIGN WITH SOLID SCREW PINS. SWIVEL SPINS 360 DEGREES. EQUIPPED WITH SOLID BRONZE THRUST WASHER. THREAD LOCKING LIQUID INCLUDED FOR CROSS PINS.  
**REPLACEMENT PINS**  
S0190-RP08 5/16"  
S0190-RP13 1/2"  
S0190-RP20 3/4"



**Key:**



Made in USA



Drop Forged



Precision Machined



Wire Formed



Suncor Exclusive



Import



Precision Cast



Stamped



Load Rated



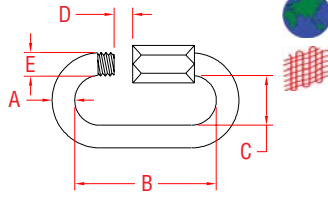
New Product

ORDERS ONLY: 800-394-2222 (USA)  
877-495-5510 (CANADA)

All logos, icons, images, measurements and descriptions are the sole property of Suncor Stainless, Inc. © 2013 Suncor Stainless, Inc.

## QUICK LINK

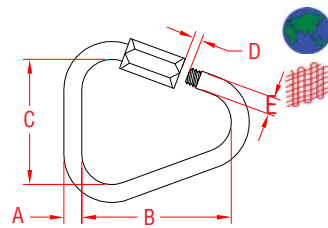
316 STAINLESS STEEL



ITEM	A	B	C	D	E	WLL	WT
	(size)					(lb)	(lb)
S0160-0003	1/8"	1.15"	0.43"	0.18"	0.21"	200	0.02
S0160-0004	5/32"	1.30"	0.45"	0.25"	0.24"	300	0.03
S0160-0005	3/16"	1.56"	0.53"	0.28"	0.29"	800	0.05
S0160-0006	1/4"	1.86"	0.58"	0.32"	0.35"	1,200	0.08
S0160-0007	9/32"	2.17"	0.67"	0.36"	0.39"	1,400	0.11
S0160-0008	5/16"	2.29"	0.70"	0.44"	0.44"	2,000	0.16
S0160-0009	23/64"	2.49"	0.85"	0.45"	0.49"	3,000	0.24
S0160-0010	3/8"	2.78"	0.78"	0.52"	0.52"	3,500	0.29
S0160-0012	1/2"	3.22"	1.00"	0.53"	0.60"	5,000	0.52
S0160-0014	9/16"	3.69"	1.05"	0.67"	0.69"	7,700	0.80
S0160-0016	5/8"	4.33"	1.20"	0.75"	0.76"	9,900	1.20
S0160-0018	23/32"	4.80"	1.29"	0.91"	0.88"	11,880	1.59

## DELTA QUICK LINK

316 STAINLESS STEEL

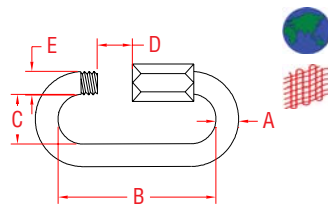


ITEM	A	B	C	D	E	WLL	WT
	(size)					(lb)	(lb)
S0160-DX03	1/8"	1.17"	0.93"	0.23"	0.21"	175	0.02
S0160-DX05	3/16"	1.53"	1.18"	0.23"	0.29"	400	0.05
S0160-DX06	1/4"	1.70"	1.37"	0.31"	0.35"	750	0.09
S0160-DX08	5/16"	2.25"	1.53"	0.42"	0.44"	1,400	0.20
S0160-DX10	3/8"	2.66"	1.95"	0.50"	0.52"	2,100	0.35
S0160-DX12	1/2"	3.26"	2.08"	0.56"	0.60"	3,200	0.57
S0160-DX14	9/16"	3.77"	2.26"	0.67"	0.69"	5,400	0.86
S0160-DX16	5/8"	4.21"	2.42"	0.75"	0.76"	7,000	1.19
S0160-DX18	23/32"	4.72"	2.62"	0.91"	0.88"	9,200	1.65

**NOTE:**  
BULK ORDERS ON ALL OTHER TYPES AND SIZES  
OF QUICK LINKS ARE AVAILABLE ON SPECIAL ORDER.

## LONG QUICK LINK

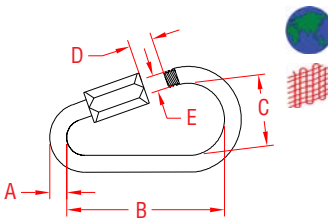
316 STAINLESS STEEL



ITEM	A	B	C	D	E	WLL	WT
	(size)					(lb)	(lb)
S0160-LA03	1/8"	1.31"	0.34"	0.34"	0.21"	200	0.02
S0160-LA04	5/32"	1.76"	0.46"	0.47"	0.24"	300	0.02
S0160-LA05	3/16"	2.05"	0.52"	0.52"	0.29"	880	0.06
S0160-LA06	1/4"	2.31"	0.58"	0.58"	0.35"	1,200	0.09
S0160-LA08	5/16"	2.83"	0.67"	0.67"	0.44"	2,100	0.20
S0160-LA09	3/8"	3.03"	0.75"	0.75"	0.49"	2,700	0.26
S0160-LA10	7/16"	3.38"	0.81"	0.81"	0.52"	3,500	0.35
S0160-LA12	1/2"	3.94"	0.92"	0.92"	0.60"	4,800	0.61
S0160-LA14	9/16"	4.50"	1.05"	1.05"	0.69"	6,800	0.95
S0160-LA16	5/8"	5.08"	1.16"	1.16"	0.76"	8,800	1.42
S0160-LA18	3/4"	5.53"	1.28"	1.28"	0.88"	10,800	1.99

## PEAR QUICK LINK

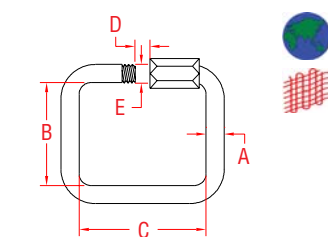
316 STAINLESS STEEL



ITEM	A	B	C	D	E	WLL	WT
	(size)					(lb)	(lb)
S0160-PR03	1/8"	1.79"	0.80"	0.34"	0.21"	200	0.03
S0160-PR04	5/32"	2.05"	0.95"	0.46"	0.24"	250	0.04
S0160-PR05	3/16"	2.35"	1.10"	0.46"	0.29"	575	0.07
S0160-PR06	1/4"	2.56"	1.20"	0.55"	0.35"	850	0.10
S0160-PR08	5/16"	3.37"	1.45"	0.66"	0.44"	1,450	0.22
S0160-PR09	23/64"	3.45"	1.59"	0.70"	0.49"	1,600	0.28
S0160-PR10	3/8"	3.78"	1.72"	0.77"	0.52"	1,850	0.42
S0160-PR12	1/2"	4.47"	2.12"	0.88"	0.60"	3,300	0.68
S0160-PR14	9/16"	5.14"	2.26"	1.05"	0.69"	4,600	0.99
S0160-PR16	5/8"	5.74"	2.52"	1.17"	0.76"	5,900	1.30

## SQUARE QUICK LINK

316 STAINLESS STEEL



ITEM	A	B	C	D	E	WLL	WT
	(size)					(lb)	(lb)
S0160-SQ03	1/8"	0.88"	1.08"	0.19"	0.21"	330	0.03
S0160-SQ04	5/32"	0.98"	1.23"	0.22"	0.24"	440	0.03
S0160-SQ05	3/16"	1.09"	1.47"	0.25"	0.29"	710	0.06
S0160-SQ06	1/4"	1.22"	1.69"	0.30"	0.35"	990	0.10
S0160-SQ07	9/32"	1.34"	1.95"	0.34"	0.39"	1,300	0.15
S0160-SQ08	5/16"	1.45"	2.17"	0.41"	0.44"	1,600	0.20
S0160-SQ09	3/8"	1.58"	2.36"	0.44"	0.49"	2,100	0.29
S0160-SQ10	7/16"	1.69"	2.70"	0.47"	0.52"	2,700	0.38
S0160-SQ12	1/2"	1.97"	3.08"	0.59"	0.60"	3,800	0.63
S0160-SQ14	9/16"	2.25"	3.50"	0.67"	0.69"	5,400	0.99
S0160-SQ16	5/8"	2.52"	4.06"	0.75"	0.76"	6,900	1.54

**LIMITED LIFETIME WARRANTY**

**SUNCOR STAINLESS**


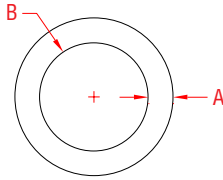
TEL 508-732-9191 • FAX 508-732-9798 • ORDERS ONLY 800-394-2222

www.suncorstainless.com

## ROUND RING



316 STAINLESS STEEL




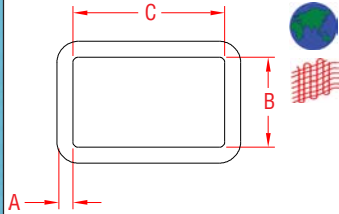
ITEM	A	B	WLL	WT	ITEM	A	B	WLL	WT
			(lb)	(lb)				(lb)	(lb)
S0139-0320	1/8"	3/4"	125	0.01	S0139-0840	5/16"	1-1/2"	750	0.14
S0139-0325	1/8"	1"	125	0.01	S0139-0845	5/16"	1-3/4"	700	0.15
S0139-0425	5/32"	1"	300	0.03	S0139-0850	5/16"	2"	600	0.16
S0139-0430	5/32"	1-1/4"	280	0.03	S0139-0865	5/16"	2-1/2"	500	0.20
S0139-0440	5/32"	1-1/2"	250	0.03	S0139-1050	3/8"	2"	1,100	0.26
S0139-0525	3/16"	1"	500	0.04	S0139-1065	3/8"	2-1/2"	1,000	0.33
S0139-0530	3/16"	1-1/4"	300	0.05	S0139-1080	3/8"	3-1/4"	800	0.39
S0139-0540	3/16"	1-1/2"	300	0.06	S0139-1210	1/2"	4"	1,600	0.63
S0139-0550	3/16"	2"	250	0.05	S0139-1260	1/2"	2-3/8"	1,400	0.45
S0139-0625	1/4"	1"	600	0.05	S0139-1265	1/2"	2-1/2"	1,350	0.48
S0139-0630	1/4"	1-1/4"	500	0.06	S0139-1280	1/2"	3-1/4"	1,200	0.56
S0139-0640	1/4"	1-1/2"	400	0.08					
S0139-0650	1/4"	2"	350	0.10					

**NOTE: SPECIAL BULK ORDERS ON OTHER SIZES ARE AVAILABLE.**

## RECTANGULAR LINK



316 STAINLESS STEEL



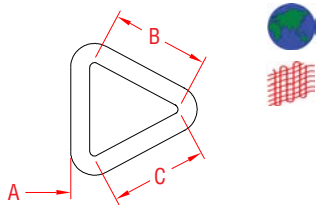
ITEM	A	B	C	WLL	WT
	(size)			(lb)	(lb)
S0139-R525	3/16"	0.50"	1.00"	600	0.03
S0139-R550	3/16"	0.50"	2.00"	550	0.05
S0139-R650	1/4"	1.00"	2.00"	800	0.08
S0139-R865	5/16"	1.50"	2.50"	1,200	0.19
S0139-R875	5/16"	1.50"	3.00"	1,100	0.22

**NOTE: WORKING LOADS ARE BASED ON "C" LENGTH BEING USED IN FULL BY WEBBING, AND NOT UNDER POINT OR SHOCK LOAD.**

## TRIANGLE LOOP



316 STAINLESS STEEL



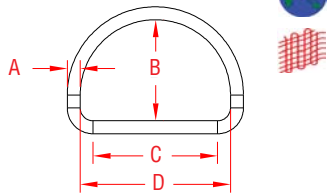
ITEM	A	B	C	WLL	WT
	(size)			(lb)	(lb)
S0139-T525	3/16"	1.00"	1.00"	500	0.03
S0139-T650	1/4"	2.00"	2.00"	750	0.10

**NOTE: SEE WEBBING HARDWARE ON PAGE 97.**

## "D" RING



316 STAINLESS STEEL



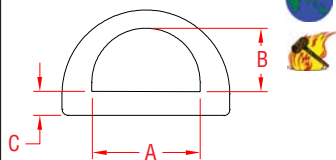
ITEM	A	B	C	D	WLL	WT
	(size)				(lb)	(lb)
S0139-X325	1/8"	0.88"	1.00"	1.25"	100	0.01
S0139-X525	3/16"	1.06"	1.00"	1.38"	300	0.04
S0139-X540	3/16"	1.31"	1.50"	1.88"	300	0.05
S0139-X625	1/4"	1.25"	1.00"	1.50"	500	0.06
S0139-X640	1/4"	1.50"	1.50"	2.00"	500	0.08
S0139-X650	1/4"	1.75"	2.00"	2.50"	500	0.10
S0139-X850	5/16"	1.94"	2.00"	2.62"	800	0.18
S0139-X865	5/16"	2.19"	2.50"	3.12"	800	0.22
S0139-X875	5/16"	2.44"	3.00"	3.62"	800	0.24

**NOTE: WORKING LOADS ARE BASED ON "C" LENGTH BEING USED IN FULL BY WEBBING, AND NOT UNDER POINT OR SHOCK LOAD.**

## HEAVY DUTY FORGED "D" RING



316 STAINLESS STEEL



ITEM	A	B	C	WLL	WT
	(size)			(lb)	(lb)
S0222-F025	1"	0.65"	0.23"	1,200	0.06
S0222-F038	1-1/2"	0.87"	0.31"	2,000	0.13
S0222-F050	2"	1.10"	0.37"	4,000	0.24

**NOTE: WORKING LOAD IS BASED ON "A" LENGTH BEING USED IN FULL BY WEBBING, AND NOT UNDER POINT OR SHOCK LOAD.**



Key:



Made in USA

Import



Drop Forged

Precision Cast



Precision Machined

Stamped



Wire Formed

Load Rated



Suncor Exclusive

New Product

ORDERS ONLY: 800-394-2222 (USA)  
877-495-5510 (CANADA)

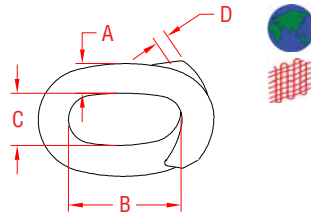
All logos, icons, images, measurements and descriptions are the sole property of Suncor Stainless, Inc. © 2013 Suncor Stainless, Inc.



## LAP LINK



**304 STAINLESS STEEL**



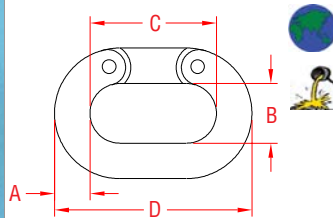
ITEM	A	B	C	D	WLL	WT
	(size)				(lb)	(lb)
S0465-0005	3/16"	0.95"	0.58"	0.39"	300	0.04
S0465-0007	1/4"	1.25"	0.63"	0.50"	400	0.10
S0465-0008	5/16"	1.50"	0.70"	0.60"	700	0.15

**NOTE:**  
SPECIAL BULK ORDERS ON OTHER SIZES ARE AVAILABLE.

## CAST CONNECTING LINK



**316 STAINLESS STEEL**



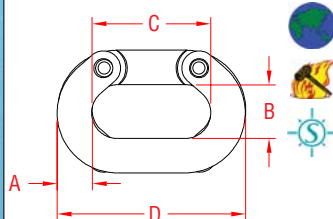
ITEM	A	B	C	D	WLL	WT
	(size)				(lb)	(lb)
S0460-0005	3/16"	0.35"	0.70"	1.09"	400	0.03
S0460-0006	1/4"	0.43"	0.84"	1.30"	600	0.04
S0460-0008	5/16"	0.48"	0.95"	1.60"	1,000	0.09
S0460-0010	3/8"	0.60"	1.15"	1.87"	1,500	0.14
S0460-0013	1/2"	0.75"	1.45"	2.43"	2,000	0.28
S0460-0016	5/8"	0.95"	1.90"	3.15"	4,000	0.57

**NOTE:**  
DO NOT USE WITHOUT RIVETING PINS SECURELY.

## FORGED CONNECTING LINK



**316-NM STAINLESS STEEL**



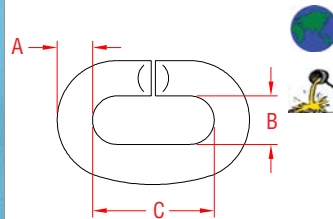
ITEM	A	B	C	D	WLL	WT
	(size)				(lb)	(lb)
S0660-0007	1/4"	0.42"	0.87"	1.50"	1,400	0.07
S0660-0008	5/16"	0.50"	1.00"	1.75"	2,000	0.12
S0660-0010	3/8"	0.57"	1.12"	2.12"	2,800	0.18

**NOTE:**  
SIZE AND WLL ARE PERMANENTLY FORGED INTO EACH PART DURING PRODUCTION. WLL ARE 25% OF BREAKING LOAD.  
DO NOT USE WITHOUT RIVETING PINS SECURELY.

## "C" CONNECT LINK



**316 STAINLESS STEEL**



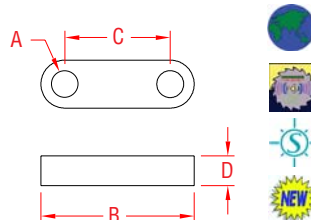
ITEM	A	B	C	WLL	WT
	(size)			(lb)	(lb)
S0165-0005	3/16"	0.31"	0.75"	160	0.03
S0165-0006	1/4"	0.37"	0.87"	300	0.04
S0165-0008	5/16"	0.43"	1.25"	400	0.09
S0165-0010	3/8"	0.56"	1.50"	500	0.18
S0165-0013	1/2"	0.75"	2.00"	700	0.38
S0165-0016	5/8"	0.87"	2.50"	1,200	0.70
S0165-0020	3/4"	1.12"	3.00"	2,000	1.10

**NOTE:**  
QUICK CONNECT AND DISCONNECT ARE ACHIEVED BY TURNING LINKS 90 DEGREES TO EACH OTHER.  
SOLD INDIVIDUALLY.

## UNIVERSAL LINK



**316 STAINLESS STEEL**



ITEM	SIZE	A	B	C	D	WT
						(lb)
S0100-0007	1/4"	0.28"	1.61"	1.11"	0.31"	0.05
S0100-0008	5/16"	0.31"	1.87"	1.22"	0.34"	0.08
S0100-0010	3/8"	0.40"	2.12"	1.38"	0.46"	0.14
S0100-0013	1/2"	0.50"	2.71"	1.71"	0.50"	0.27

**NOTE:**  
DESIGNED FOR LINKING COMPONENTS WITH MATCHING PIN DIAMETERS. EASILY CONNECT JAWS, SHACKLES, TOGGLES, YOKE ENDS, ETC. THIS UNIVERSAL LINK IS A SIMPLE, YET VERSATILE RIGGING SOLUTION.



**LIMITED LIFETIME WARRANTY**

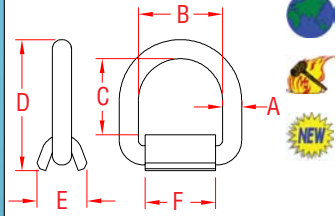
 **SUNCOR STAINLESS**

TEL 508-732-9191 • FAX 508-732-9798 • ORDERS ONLY 800-394-2222

www.suncorstainless.com

## LASHING RING - "WELD-ON"

316 STAINLESS STEEL



ITEM	A	B	C	D	E	F	WLL	WT
	(size)						(lb)	(lb)
S3722-0013	1/2"	2.35"	2.12"	3.65"	1.38"	1.96"	*3,000	1.00
S3722-0016	5/8"	2.94"	2.55"	4.48"	1.75"	2.56"	*4,500	2.18
S3722-0020	3/4"	2.98"	2.58"	4.63"	1.89"	2.56"	*6,500	2.53
S3722-0025	1"	3.00"	2.52"	5.14"	2.14"	2.56"	*8,500	4.47

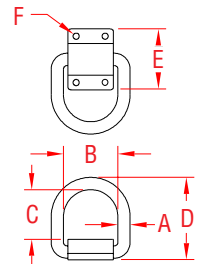
**NOTE:** HEAVY DUTY LASHING RING IS DESIGNED FOR DEMANDING TIE-DOWN APPLICATIONS. "D" RING IS FORGED 316 STAINLESS STEEL AND FOLDS FLUSH WHEN NOT IN USE. FEATURES WELD-ON MOUNTING PLATE. IDEAL FOR CARGO APPLICATIONS SUCH AS OVERSEAS CONTAINER SHIPMENTS OR LONG DISTANCE HAULING IN EXPOSED ELEMENTS.

\*WORKING LOAD LIMIT DEPENDS ON THE QUALITY OF THE WELD ATTACHING THE BASE.

**FORGED**

## LASHING RING - "BOLT-ON"

316 STAINLESS STEEL



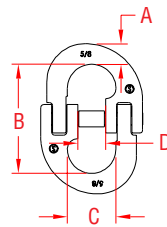
ITEM	A	B	C	D	E	F	BOLT	WLL	WT
	(size)						(diameter)	(lb)	(lb)
S3723-0013	1/2"	2.35"	2.14"	3.56"	2.63"	0.34"	5/16"	3,000	1.18
S3723-0016	5/8"	2.94"	2.61"	4.42"	2.75"	0.41"	3/8"	4,500	2.25
S3723-0020	3/4"	2.98"	2.58"	4.56"	3.19"	0.41"	3/8"	6,500	3.00
S3723-0025	1"	3.00"	2.52"	5.17"	4.25"	0.53"	1/2"	8,500	5.18

**NOTE:** HEAVY DUTY LASHING RING IS DESIGNED FOR DEMANDING TIE-DOWN APPLICATIONS. "D" RING IS FORGED 316 STAINLESS STEEL AND FOLDS FLUSH WHEN NOT IN USE. FEATURES BOLT-ON MOUNTING PLATE. IDEAL FOR CARGO APPLICATIONS SUCH AS OVERSEAS CONTAINER SHIPMENTS OR LONG DISTANCE HAULING IN EXPOSED ELEMENTS.

**FORGED**

## HAMMERLOCK LINK

316-NM STAINLESS STEEL



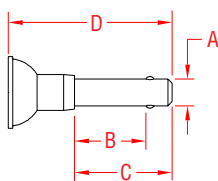
ITEM	SIZE	A	B	C	D	WLL	WT
						(lb)	(lb)
S0655-0005	3/16"	0.29"	1.56"	0.59"	0.35"	1,100	0.12
S0655-0007	1/4"	0.32"	1.95"	0.75"	0.48"	2,200	0.21
S0655-0008	5/16"	0.38"	2.25"	0.80"	0.45"	2,700	0.31
S0655-0010	3/8"	0.50"	2.95"	1.24"	0.79"	4,400	0.65
S0655-0013	1/2"	0.62"	3.62"	1.37"	0.80"	7,300	1.40
S0655-0016	5/8"	0.80"	4.25"	1.86"	1.20"	11,000	3.00

**REPLACEMENT PIN SET - INCLUDES PIN, BUSHING AND ROLL PIN**

S0655-KT05	3/16"						0.02
S0655-KT07	1/4"						0.03
S0655-KT08	5/16"						0.04
S0655-KT10	3/8"						0.09
S0655-KT13	1/2"						0.18
S0655-KT16	5/8"						0.30

## "QUICK LOCK" PIN

316 STAINLESS STEEL



ITEM	A	B	C	D	WLL	WT
	(size)				(lb)	(lb)
S0375-0515	3/16"	1/2"	0.75"	1.50"	2,575	0.02
S0375-0520	3/16"	3/4"	1.00"	1.75"	2,575	0.03
S0375-0525	3/16"	1"	1.25"	2.00"	2,575	0.03
S0375-0540	3/16"	1-1/2"	1.75"	2.50"	2,575	0.04
S0375-0550	3/16"	2"	2.25"	3.00"	2,575	0.04
S0375-0715	1/4"	1/2"	0.75"	1.50"	4,600	0.04
S0375-0725	1/4"	1"	1.25"	2.00"	4,600	0.04
S0375-0740	1/4"	1-1/2"	1.75"	2.50"	4,600	0.05
S0375-0750	1/4"	2"	2.25"	3.00"	4,600	0.05
S0375-0820	5/16"	3/4"	1.00"	1.75"	7,200	0.05
S0375-0825	5/16"	1"	1.25"	2.00"	7,200	0.06
S0375-0840	5/16"	1-1/2"	1.75"	2.50"	7,200	0.08
S0375-0850	5/16"	2"	2.25"	3.00"	7,200	0.10
S0375-0865	5/16"	2-1/2"	2.75"	3.50"	7,200	0.12
S0375-1025	3/8"	1"	1.38"	2.20"	10,300	0.08
S0375-1040	3/8"	1-1/2"	1.88"	2.70"	10,300	0.10
S0375-1050	3/8"	2"	2.38"	3.20"	10,300	0.12
S0375-1065	3/8"	2-1/2"	2.88"	3.70"	10,300	0.14

**CAUTION:** ALL "QUICK" & "QUICKLOCK" PIN WORKING LOADS ARE CALCULATED IN DOUBLE SHEAR AND NOT AS PULL OUT FORCE, WHICH IS UNRATED.



Key:

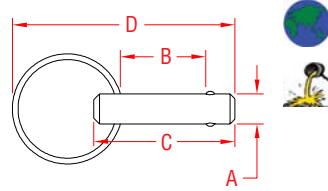


ORDERS ONLY: 800-394-2222 (USA)  
877-495-5510 (CANADA)

All logos, icons, images, measurements and descriptions are the sole property of Suncor Stainless, Inc. © 2013 Suncor Stainless, Inc.

## "QUICK" PIN

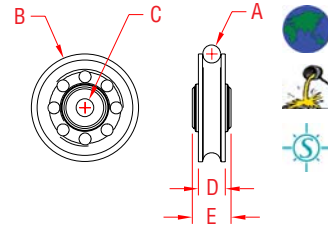
316 STAINLESS STEEL



ITEM	A	B	C	D	WLL (lb)	WT (lb)
S0370-0515	3/16"	1/2"	1.00"	2.00"	2,575	0.01
S0370-0525	3/16"	1"	1.50"	2.50"	2,575	0.01
S0370-0540	3/16"	1-1/2"	2.00"	3.00"	2,575	0.02
S0370-0550	3/16"	2"	2.50"	3.50"	2,575	0.02
S0370-0715	1/4"	1/2"	1.00"	2.00"	4,600	0.02
S0370-0725	1/4"	1"	1.50"	2.50"	4,600	0.03
S0370-0740	1/4"	1-1/2"	2.00"	3.00"	4,600	0.03
S0370-0750	1/4"	2"	2.50"	3.50"	4,600	0.04
S0370-0825	5/16"	1"	1.50"	2.50"	7,200	0.04
S0370-0840	5/16"	1-1/2"	2.00"	3.00"	7,200	0.05
S0370-0850	5/16"	2"	2.50"	3.50"	7,200	0.05
S0370-1025	3/8"	1"	1.50"	2.50"	10,300	0.08
S0370-1040	3/8"	1-1/2"	2.00"	3.00"	10,300	0.10
S0370-1050	3/8"	2"	2.50"	3.50"	10,300	0.12
S0370-1065	3/8"	2-1/2"	3.00"	4.00"	10,300	0.14

## ROPE SHEAVE (BUSH)

316 STAINLESS STEEL



ITEM	A (rope size)	B (overall)	C (bore)	D (rim width)	E (width)*	WLL (lb)	WT (lb)
S0410-0707	1/4"	1.25"	1/4"	0.38"	0.53"	400	0.09
S0410-0807	5/16"	1.75"	1/4"	0.44"	0.65"	600	0.18
S0410-0808	5/16"	1.75"	5/16"	0.44"	0.65"	600	0.18
S0410-0810	5/16"	1.75"	3/8"	0.44"	0.65"	600	0.18
S0410-1010	3/8"	2.25"	3/8"	0.56"	0.82"	1,000	0.34
S0410-1013	3/8"	2.25"	1/2"	0.56"	0.82"	1,000	0.34
S0410-1207	7/16"	3.25"	1/4"	0.72"	0.94"	1,500	0.84
S0410-1210	7/16"	3.25"	3/8"	0.72"	0.94"	1,500	0.84
S0410-1313	1/2"	3.25"	1/2"	0.72"	0.94"	1,500	0.84
S0410-1320	1/2"	3.25"	3/4"	0.72"	0.94"	1,500	0.84
S0410-1410	9/16"	4.25"	3/8"	0.94"	1.13"	3,000	1.70
S0410-1413	9/16"	4.25"	1/2"	0.94"	1.13"	3,000	1.68
S0410-1613	5/8"	4.25"	1/2"	0.94"	1.13"	3,000	1.58
S0410-1616	5/8"	4.25"	5/8"	0.94"	1.13"	3,000	1.55
S0410-2013	3/4"	5.25"	1/2"	1.13"	1.38"	5,000	2.67
S0410-2016	3/4"	5.25"	5/8"	1.13"	1.38"	5,000	2.65
S0410-2513	1"	6.25"	1/2"	1.38"	1.63"	8,000	4.84
S0410-2520	1"	6.25"	3/4"	1.38"	1.63"	8,000	4.82

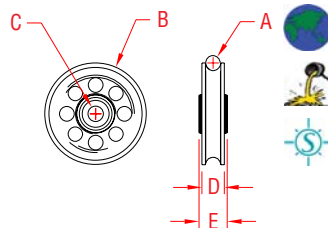
**NOTE:**  
FOR FIBROUS ROPE; FITTED WITH BRONZE BUSH,  
BORE CAN BE CUSTOMIZED.

\* HUB OF STAINLESS SHEAVE IS APPROXIMATELY 1/16"-1/8"  
NARROWER THAN HUB WIDTH OF BUSH GIVEN.



## ROPE SHEAVE (BEARINGS)

316 STAINLESS STEEL



ITEM	A (rope size)	B (overall)	C (bore)	D (rim width)	E (width)*	WLL (lb)	WT (lb)
S0411-0707	1/4"	1.25"	1/4"	0.38"	0.53"	300	0.08
S0411-1010	3/8"	2.25"	3/8"	0.56"	0.81"	1,000	0.27
S0411-1313	1/2"	3.25"	1/2"	0.72"	0.94"	1,200	0.60
S0411-1616	5/8"	4.25"	5/8"	0.94"	1.07"	2,500	1.38

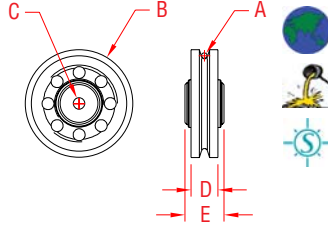
**NOTE:**  
FOR FIBROUS ROPE; FITTED WITH TWO HIGH QUALITY,  
SHIELDED, STAINLESS STEEL BEARINGS.

\* HUB OF STAINLESS SHEAVE IS APPROXIMATELY 1/8"  
NARROWER THAN HUB WIDTH OF BEARING GIVEN.



## WIRE ROPE SHEAVE (BUSH)

316 STAINLESS STEEL



ITEM	A (wire size)	B (overall)	C (bore)	D (rim width)	E (width)*	WLL (lb)	WT (lb)
S0412-0307	3/32"+1/8"	2.25"	1/4"	0.56"	0.82"	1,000	0.41
S0412-0310	3/32"+1/8"	2.25"	3/8"	0.56"	0.82"	1,000	0.39
S0412-0510	3/16"	3.25"	3/8"	0.72"	0.94"	1,500	0.91
S0412-0513	3/16"	3.25"	1/2"	0.72"	0.94"	1,500	0.89
S0412-0713	1/4"	4.25"	1/2"	0.94"	1.13"	3,000	1.67
S0412-0716	1/4"	4.25"	5/8"	0.94"	1.13"	3,000	1.70
S0412-0813	5/16"	5.25"	1/2"	1.13"	1.38"	5,000	3.00
S0412-0816	5/16"	5.25"	5/8"	1.13"	1.38"	5,000	2.97
S0412-1013	3/8"	6.25"	1/2"	1.38"	1.63"	8,000	5.79
S0412-1020	3/8"	6.25"	3/4"	1.38"	1.63"	8,000	5.59

**NOTE: FOR WIRE ROPE; FITTED WITH BRONZE BUSH, BORE CAN  
BE CUSTOMIZED. \* HUB OF STAINLESS SHEAVE IS APPROXIMATELY  
1/8" NARROWER THAN HUB WIDTH OF BEARING GIVEN.**



**LIMITED LIFETIME  
WARRANTY**

**SUNCOR STAINLESS**

TEL 508-732-9191 • FAX 508-732-9798 • ORDERS ONLY 800-394-2222

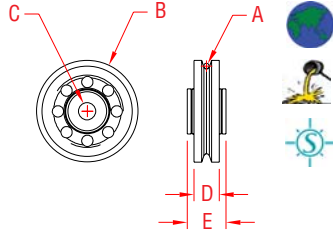
www.suncorstainless.com



## WIRE ROPE SHEAVE (BEARINGS)



**316 STAINLESS STEEL**



ITEM	A	B	C	D	E	WLL	WT
	(wire size)	(overall)	(bore)	(rim width)	(width)*	(lb)	(lb)
S0413-0307	3/32"+1/8"	2.25"	3/8"	0.56"	0.81"	1,000	0.36
S0413-0513	3/16"	3.25"	1/2"	0.72"	0.94"	1,200	0.82
S0413-0713	1/4"	4.25"	1/2"	0.94"	1.07"	1,200	1.50
S0413-0816	5/16"	5.25"	3/4"	1.13"	1.41"	3,800	2.63
S0413-1020	3/8"	6.25"	3/4"	1.38"	1.70"	3,800	5.20

**NOTE:**  
FOR WIRE ROPE; FITTED WITH TWO HIGH QUALITY, SHIELDED, STAINLESS STEEL BEARINGS.

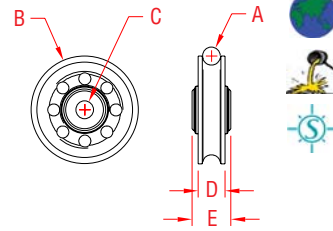
\* HUB OF STAINLESS SHEAVE IS APPROXIMATELY 1/8" NARROWER THAN HUB WIDTH OF BEARING GIVEN.



## ROPE SHEAVE (BUSH)



**304 STAINLESS STEEL**



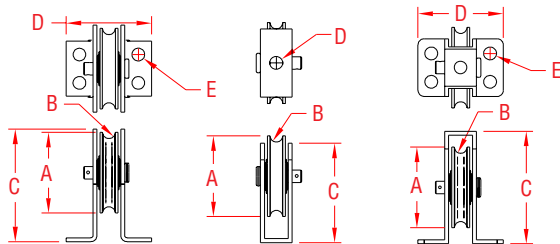
ITEM	A	B	C	D	E	WT
	(rope size)	(overall)	(bore)	(rim width)	(width)*	(lb)
S0400-0025	1/4"	1.00"	1/4"	0.59"	0.59"	0.08
S0400-0032	5/16"	1.25"	3/8"	0.57"	0.61"	0.12
S0400-0050	3/8"	2.00"	3/8"	0.78"	0.81"	0.26
S0400-0075	1/2"	3.25"	1/2"	0.73"	0.94"	0.76
S0400-0100	5/8"	4.25"	5/8"	0.94"	1.05"	1.22
S0400-0125	3/4"	5.25"	5/8"	1.13"	1.18"	2.28

**NOTE:**  
FOR FIBROUS ROPE; FITTED WITH BRONZE BUSH, BORE CAN BE CUSTOMIZED.

\* HUB OF STAINLESS SHEAVE IS APPROXIMATELY 1/8" NARROWER THAN HUB WIDTH OF BEARING GIVEN.

## SURFACE MOUNT BLOCKS

304/316 STAINLESS STEEL



ITEM	A	B	C	D	E	WLL	WT
	(size)	(fits)				(lb)	(lb)
<b>ROPE - S0410 SERIES SHEAVE</b>							
S0420-0050-R	2"	3/8"	2.75"	2.25"	3/16"	1,000	1.02
S0420-0075-R	3"	1/2"	4.00"	2.75"	1/4"	2,000	1.33
S0420-0100-R	4"	5/8"	5.25"	3.25"	3/8"	3,000	2.54
<b>WIRE - S0412 SERIES SHEAVE</b>							
S0420-0050-W	2"	3/32" + 1/8"	2.75"	2.25"	3/16"	1,000	1.02
S0420-0075-W	3"	3/16"	4.00"	2.75"	1/4"	2,000	1.33
S0420-0100-W	4"	1/4"	5.25"	3.25"	3/8"	3,000	2.54
<b>ROPE - S0410 SERIES SHEAVE</b>							
S0421-0050-R	2"	3/8"	3.00"	3/16"	N/A	1,000	1.05
S0421-0075-R	3"	1/2"	4.25"	1/4"	N/A	2,000	1.40
S0421-0100-R	4"	5/8"	5.50"	3/8"	N/A	3,000	2.65
<b>WIRE - S0412 SERIES SHEAVE</b>							
S0421-0050-W	2"	3/32" + 1/8"	3.00"	3/16"	N/A	1,000	1.05
S0421-0075-W	3"	3/16"	4.25"	1/4"	N/A	2,000	1.40
S0421-0100-W	4"	1/4"	5.50"	3/8"	N/A	3,000	2.65
<b>ROPE - S0410 SERIES SHEAVE</b>							
S0422-0050-R	2"	3/8"	3.50"	2.25"	3/16"	1,000	1.11
S0422-0075-R	3"	1/2"	5.00"	2.75"	1/4"	2,000	1.58
S0422-0100-R	4"	5/8"	6.50"	3.25"	3/8"	3,000	2.87
<b>WIRE - S0412 SERIES SHEAVE</b>							
S0422-0050-W	2"	3/32" + 1/8"	3.50"	2.25"	3/16"	1,000	1.11
S0422-0075-W	3"	3/16"	5.00"	2.75"	1/4"	2,000	1.58
S0422-0100-W	4"	1/4"	6.50"	3.25"	3/8"	3,000	2.87

**NOTE:**  
SHEAVE IS PRECISION CAST AND FITTED WITH BRONZE BUSH, REMOVABLE SHEAVE.

REFERENCE "FASTENER MATCHING CHART" (PAGE 154) FOR COMPATIBLE FASTENERS.

## PULLEY BLOCK

304 STAINLESS STEEL



ITEM	SIZE	PIN	LENGTH	WLL	WT
	(sheave)			(lb)	(lb)
<b>WITH BRACKET</b>					
S0405-BR25	1"	0.19"	2.24"	400	0.07
<b>WITH FIXED PIN</b>					
S0405-FP25	1"	0.31"	1.78"	400	0.07
<b>WITH REMOVABLE PIN</b>					
S0405-RP25	1"	0.19"	1.78"	400	0.07

**NOTE:**  
PLASTIC SHEAVE WITH STAINLESS BODY, UP TO 1/4" ROPE.



**Key:**

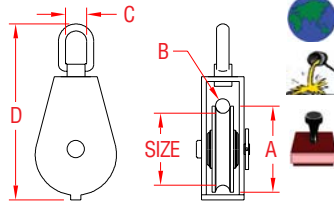


ORDERS ONLY: 800-394-2222 (USA)  
877-495-5510 (CANADA)

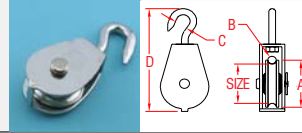
All logos, icons, images, measurements and descriptions are the sole property of Suncor Stainless, Inc. © 2013 Suncor Stainless, Inc.

## SWIVEL BLOCK

304 STAINLESS STEEL

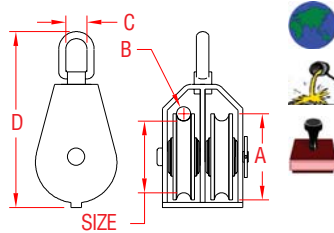


ITEM	SHEAVE	A	B	C	D	WLL	WT
	(size)					(lb)	(lb)
S0401-0025	5/8"	S0400-0025	1"	1/4"	0.61"	3.28"	400 0.31
S0401-0032	7/8"	S0400-0032	1.5"	5/16"	0.63"	3.85"	600 0.42
S0401-0050	1-3/8"	S0400-0050	2"	3/8"	0.82"	5.00"	1,000 0.80
<b>ALSO AVAILABLE: SWIVEL BLOCK W/ HOOK</b>							
S0401-H050	1-3/8"	S0400-0050	2"	3/8"	0.56"	5.40"	750 0.80



## TWIN SWIVEL BLOCK

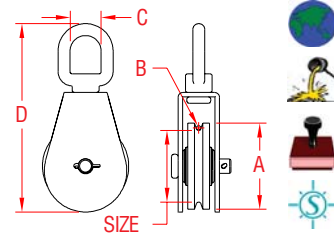
304 STAINLESS STEEL



ITEM	SHEAVE	A	B	C	D	WLL	WT
	(size)					(lb)	(lb)
<b>FIXED SHEAVES</b>							
S0402-0025	5/8"	S0400-0025	1"	1/4"	0.58"	3.28"	400 0.46
S0402-0032	7/8"	S0400-0032	1.5"	5/16"	0.63"	3.85"	600 0.62
<b>REMOVABLE SHEAVES</b>							
S0402-0050	1-3/8"	S0400-0050	2"	3/8"	0.82"	5.00"	1,000 1.29
<b>NOTE: SUPPLIED WITH 304 STAINLESS SHEAVES.</b>							

## SWIVEL BLOCK

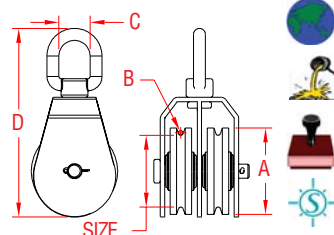
304/316 STAINLESS STEEL



ITEM	SHEAVE	A	B	C	D	WLL	WT
	(size)					(lb)	(lb)
S0403-0025	1"	S0410-0706	1.25"	1/4"	0.58"	3.28"	400 0.33
S0403-0038	1-1/2"	S0410-0808	1.75"	5/16"	0.63"	3.85"	600 0.50
S0403-0050	2"	S0410-1010	2.25"	3/8"	0.82"	5.00"	1,000 0.92
<b>ALSO AVAILABLE: SWIVEL BLOCK W/ WIRE ROPE SHEAVE.</b>							
S0403-0050-W	2"	S0412-0310	2.25"	3/32"+1/8"	0.82"	5.00"	1,000 0.97
<b>NOTE: SUPPLIED WITH REMOVABLE 316 STAINLESS SHEAVE.</b>							

## TWIN SWIVEL BLOCK

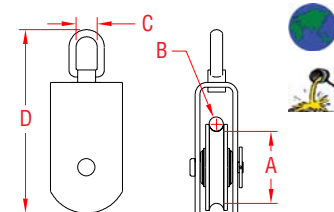
304/316 STAINLESS STEEL



ITEM	SHEAVE	A	B	C	D	WLL	WT
	(size)					(lb)	(lb)
S0404-0025	1"	S0410-0706	1.25"	1/4"	0.58"	3.28"	400 0.50
S0404-0038	1-1/2"	S0410-0808	1.75"	5/16"	0.63"	3.85"	600 0.78
S0404-0050	2"	S0410-1010	2.25"	3/8"	0.82"	5.00"	1,000 1.53
<b>NOTE: SUPPLIED WITH REMOVABLE 316 STAINLESS SHEAVES.</b>							

## SQUARE SWIVEL EYE BLOCK

304/316 STAINLESS STEEL



ITEM	A	SHEAVE	B	C	D	WLL	WT
	(size)					(lb)	(lb)
<b>ROPE</b>							
S0426-0050	1-3/8"	S0400-0050	3/8"	0.82"	5.00"	1,000 1.75	
S0426-0075	2-1/2"	S0400-0075	1/2"	0.97"	6.75"	1,400 2.10	
S0426-0100	3"	S0400-0100	5/8"	0.97"	8.00"	2,000 3.34	
S0426-0050-R	2"	S0410-1010	3/8"	0.82"	5.00"	1,000 1.75	
S0426-0075-R	3"	S0410-1313	1/2"	0.97"	6.75"	1,400 2.10	
S0426-0100-R	4"	S0410-1616	5/8"	0.97"	8.00"	2,000 3.34	
<b>WIRE</b>							
S0426-0050-W	2"	S0412-0307	1/8"	0.82"	5.00"	1,000 1.75	
S0426-0075-W	3"	S0412-0513	3/16"	0.97"	6.75"	1,400 2.10	
S0426-0100-W	4"	S0412-0716	1/4"	0.97"	8.00"	2,000 3.34	
<b>NOTE: SUPPLIED WITH REMOVABLE 316 OR 304 STAINLESS SHEAVE. EYE IS NOT REMOVABLE.</b>							

**LIMITED LIFETIME WARRANTY**

**SUNCOR STAINLESS**

TEL 508-732-9191 • FAX 508-732-9798 • ORDERS ONLY 800-394-2222

www.suncorstainless.com

## SWIVEL EYE BLOCK 304/316 STAINLESS STEEL



ITEM	SHEAVE	FITS	EYE	LENGTH	WLL	WT
	(size)				(lb)	(lb)
<b>ROPE</b>						
S0423-E075	3"	S0400-0075	1/2"	0.95"	10.00"	2,222
S0423-E100	4"	S0400-0100	5/8"	0.95"	12.50"	4,080
S0423-E125	5"	S0400-0125	3/4"	1.25"	14.00"	5,380
S0423-E075-R	3"	S0410-1313	1/2"	0.95"	10.00"	2,222
S0423-E100-R	4"	S0410-1616	5/8"	0.95"	12.50"	4,080
S0423-E125-R	5"	S0410-2016	3/4"	1.25"	14.00"	5,380
<b>WIRE</b>						
S0423-E075-W	3"	S0412-0513	3/16"	0.95"	10.00"	2,222
S0423-E100-W	4"	S0412-0716	1/4"	0.95"	12.50"	4,080
S0423-E125-W	5"	S0412-0816	5/16"	1.25"	14.00"	5,380
<b>NOTE:</b> SUPPLIED WITH REMOVABLE 316 OR 304 STAINLESS SHEAVE. EYE IS NOT REMOVABLE. WORKING LOAD LIMIT DOES NOT APPLY TO THE BECKET.						

## TWIN SWIVEL EYE BLOCK 304/316 STAINLESS STEEL



ITEM	SHEAVE	FITS	EYE	LENGTH	WLL	WT
	(size)				(lb)	(lb)
<b>ROPE</b>						
S0424-E075	3"	S0400-0075	1/2"	0.95"	10.00"	3,460
S0424-E100	4"	S0400-0100	5/8"	0.95"	12.50"	5,250
S0424-E125	5"	S0400-0125	3/4"	1.25"	14.00"	6,500
S0424-E075-R	3"	S0410-1313	1/2"	0.95"	10.00"	3,460
S0424-E100-R	4"	S0410-1616	5/8"	0.95"	12.50"	5,250
S0424-E125-R	5"	S0410-2016	3/4"	1.25"	14.00"	6,500
<b>WIRE</b>						
S0424-E075-W	3"	S0412-0513	3/16"	0.95"	10.00"	3,460
S0424-E100-W	4"	S0412-0716	1/4"	0.95"	12.50"	5,250
S0424-E125-W	5"	S0412-0816	5/16"	1.25"	14.00"	6,500
<b>NOTE:</b> SUPPLIED WITH 2 REMOVABLE 316 OR 304 STAINLESS SHEAVES. EYE IS NOT REMOVABLE. WORKING LOAD LIMIT DOES NOT APPLY TO THE BECKET.						

## SEINE BLOCK WITH EYE 316 STAINLESS STEEL



ITEM	SHEAVE	FITS	EYE	LENGTH	WLL	WT
	(size)				(lb)	(lb)
<b>ROPE</b>						
S0427-0075	3"	S0400-0075	1/2"	0.94"	8.75"	3,120
S0427-0100	4"	S0400-0100	5/8"	0.94"	9.75"	5,920
S0427-0075-R	3"	S0410-1313	1/2"	0.94"	8.75"	3,120
S0427-0100-R	4"	S0410-1616	5/8"	0.94"	9.75"	5,920
<b>WIRE</b>						
S0427-0075-W	3"	S0412-0513	3/16"	0.94"	8.75"	3,120
S0427-0100-W	4"	S0412-0716	1/4"	0.94"	9.75"	5,920
<b>NOTE:</b> SUPPLIED WITH REMOVABLE 316 OR 304 STAINLESS SHEAVE. EYE IS NOT REMOVABLE.						

## SEINE BLOCK WITH HOOK 316 STAINLESS STEEL



ITEM	SHEAVE	FITS	HOOK	LENGTH	WLL	WT
	(size)				(lb)	(lb)
<b>ROPE</b>						
S0427-H075	3"	S0400-0075	1/2"	0.71"	9.50"	3,440
S0427-H100	4"	S0400-0100	5/8"	1.26"	12.00"	6,580
S0427-H075-R	3"	S0410-1313	1/2"	0.71"	9.50"	3,440
S0427-H100-R	4"	S0410-1616	5/8"	1.26"	12.00"	6,580
<b>WIRE</b>						
S0427-H075-W	3"	S0412-0513	3/16"	0.71"	9.50"	3,440
S0427-H100-W	4"	S0412-0716	1/4"	1.26"	12.00"	6,580
<b>NOTE:</b> SUPPLIED WITH REMOVABLE 316 OR 304 STAINLESS SHEAVE. HOOK IS NOT REMOVABLE.						

## SNATCH BLOCK 316 STAINLESS STEEL



ITEM	SHEAVE	FITS	EYE	LENGTH	WLL	WT
	(size)				(lb)	(lb)
<b>ROPE</b>						
S0428-0075-R	3"	S0411-1313	1/2"	0.78"	9.00"	2,840
S0428-0100-R	4"	S0411-1616	5/8"	0.95"	11.00"	5,600
S0428-0125-R	5"	S0411-2013	3/4"	1.06"	13.25"	8,140
S0428-0150-R	6"	S0411-2520	1"	1.15"	15.00"	11,280
<b>WIRE</b>						
S0428-0075-W	3"	S0413-0510	3/16"	0.78"	9.00"	2,840
S0428-0100-W	4"	S0413-0713	1/4"	0.95"	11.00"	5,600
S0428-0125-W	5"	S0413-0816	5/16"	1.06"	13.25"	8,140
S0428-0150-W	6"	S0413-1020	3/8"	1.15"	15.00"	11,280



Key:



Made in USA

Import



Drop Forged

Precision Cast



Precision Machined

Stamped



Wire Formed

Load Rated



Suncor Exclusive

New Product

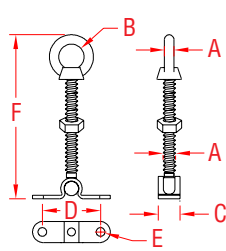
ORDERS ONLY: 800-394-2222 (USA)  
877-495-5510 (CANADA)

All logos, icons, images, measurements and descriptions are the sole property of Suncor Stainless, Inc. © 2013 Suncor Stainless, Inc.



## WALL TOGGLE EYE

316 STAINLESS STEEL

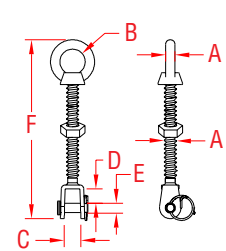


ITEM	A	B	C	D	E	F	WT
	(size)						(lb)
<b>SHORT</b>							
S0320-W107	1/4"	0.62"	0.59"	1.64"	0.25"	2.09"	0.11
S0320-W108	5/16"	0.74"	0.79"	2.00"	0.25"	2.69"	0.21
S0320-W110	3/8"	0.97"	0.87"	2.24"	0.41"	3.47"	0.31
<b>LONG</b>							
S0320-W207	1/4"	0.62"	0.59"	1.64"	0.25"	3.69"	0.13
S0320-W208	5/16"	0.74"	0.79"	2.00"	0.25"	4.23"	0.23
S0320-W210	3/8"	0.97"	0.87"	2.24"	0.41"	4.98"	0.35
<b>CUSTOM CUT</b>							
S0320-W307	1/4"	0.62"	0.59"	1.64"	0.25"	CUSTOM	N/A
S0320-W308	5/16"	0.74"	0.79"	2.00"	0.25"	CUSTOM	N/A
S0320-W310	3/8"	0.97"	0.87"	2.24"	0.41"	CUSTOM	N/A

**NOTE:**  
THREADS ARE "UNC".  
REFERENCE "FASTENER MATCHING CHART" (PAGE 154)  
FOR COMPATIBLE FASTENERS.

## JAW EYE

316 STAINLESS STEEL

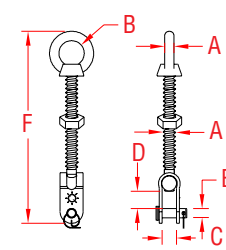


ITEM	A	B	C	D	E	F	WT
	(size)						(lb)
<b>SHORT</b>							
S0320-J107	1/4"	0.62"	0.38"	0.37"	0.22"	2.48"	0.08
S0320-J108	5/16"	0.74"	0.40"	0.38"	0.30"	3.03"	0.16
S0320-J110	3/8"	0.97"	0.46"	0.48"	0.37"	3.83"	0.29
<b>LONG</b>							
S0320-J207	1/4"	0.62"	0.38"	0.37"	0.22"	3.89"	0.10
S0320-J208	5/16"	0.74"	0.40"	0.38"	0.30"	4.76"	0.18
S0320-J210	3/8"	0.97"	0.46"	0.48"	0.37"	6.57"	0.36
<b>CUSTOM CUT</b>							
S0320-J307	1/4"	0.62"	0.38"	0.37"	0.22"	CUSTOM	N/A
S0320-J308	5/16"	0.74"	0.40"	0.38"	0.30"	CUSTOM	N/A
S0320-J310	3/8"	0.97"	0.46"	0.48"	0.37"	CUSTOM	N/A

**NOTE:**  
THREADS ARE "UNC".

## TOGGLE EYE

316 STAINLESS STEEL

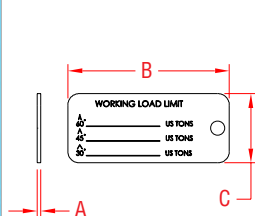


ITEM	A	B	C	D	E	F	WT
	(size)						(lb)
<b>SHORT</b>							
S0320-T107	1/4"	0.62"	0.35"	0.45"	0.23"	2.84"	0.11
S0320-T108	5/16"	0.74"	0.40"	0.59"	0.31"	3.73"	0.23
S0320-T110	3/8"	0.97"	0.56"	0.75"	0.37"	4.59"	0.35
<b>LONG</b>							
S0320-T207	1/4"	0.62"	0.35"	0.45"	0.23"	4.49"	0.13
S0320-T208	5/16"	0.74"	0.40"	0.59"	0.31"	5.28"	0.26
S0320-T210	3/8"	0.97"	0.56"	0.75"	0.37"	6.10"	0.40
<b>CUSTOM CUT</b>							
S0320-T307	1/4"	0.62"	0.35"	0.45"	0.23"	CUSTOM	N/A
S0320-T308	5/16"	0.74"	0.40"	0.59"	0.31"	CUSTOM	N/A
S0320-T310	3/8"	0.97"	0.56"	0.75"	0.37"	CUSTOM	N/A

**NOTE:**  
THREADS ARE "UNC".

## SLING IDENTIFICATION TAG

304 STAINLESS STEEL



ITEM	A	B	C	WT
				(lb)
S0600-0001	0.09"	3.50"	1.50"	0.10
<b>BLANK TAG - SUNCOR LOGO ONLY</b>				
S0600-0002	0.09"	3.50"	1.50"	0.10
S0600-0003	0.06"	2.50"	1.38"	0.05

**NOTE:**  
THIS TAG IS USED TO PERMANENTLY MARK SLINGS FOR OVERHEAD LIFTING AND SHOW MAXIMUM WORKING LOADS AT DIFFERENT ANGLES. MARKING SERVICES AVAILABLE.

**LIMITED LIFETIME WARRANTY**

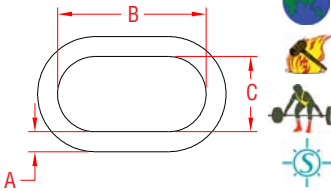
**SUNCOR STAINLESS**

TEL 508-732-9191 • FAX 508-732-9798 • ORDERS ONLY 800-394-2222

www.suncorstainless.com

## MASTER LINK

316-NM STAINLESS STEEL



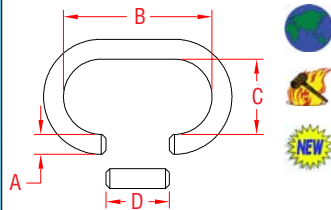
ITEM	A	B	C	WLL	WT
	(size)			(lb)	(lb)
S0650-0010	3/8"	3.00"	1.50"	1,500	0.35
S0650-0013	1/2"	5.00"	2.50"	2,000	0.84
S0650-0016	5/8"	6.00"	3.00"	2,800	1.61
S0650-0020	3/4"	6.50"	3.25"	3,750	2.26
S0650-0025	1"	7.00"	3.50"	8,000	4.94
S0650-0032	1-1/4"	8.75"	4.38"	11,800	9.65

**NOTE:** EACH LINK IS INTEGRAL FORGED, NOT WELDED, AND IS STAMPED WITH SIZE AND WORKING LOAD. BE SURE ALL COMPONENTS OF YOUR ASSEMBLY HAVE MATCHED WLL.

**FORGED**

## MASTER LINK - "WELD"

316 STAINLESS STEEL



ITEM	A	B	C	D	WLL	WT
	(size)				(lb)	(lb)
S0650-W010	3/8"	3.00"	1.50"	1.00"	1,500	0.27
S0650-W013	1/2"	5.00"	1.75"	1.75"	2,000	0.82
S0650-W016	5/8"	6.00"	3.00"	2.00"	2,800	1.54
S0650-W020	3/4"	6.50"	3.25"	2.38"	3,750	2.44
S0650-W025	1"	7.00"	3.50"	2.50"	8,000	4.80
S0650-W032	1-1/4"	8.75"	4.38"	3.00"	11,800	9.54

**NOTE:** FORGED MASTER LINK FOR EASY CREATION OF CUSTOM SLINGS. LINK FEATURES 1" TO 3" GAP TO ENABLE THE ADDITION OF CHAIN, LINKS, THIMBLES, ETC. BEFORE CREATING ANY ASSEMBLY, BE SURE TO DETERMINE THE WEIGHT OF THE LOAD AND CHOOSE COMPONENTS WITH SUITABLE WORKING LOAD LIMITS.

**FORGED**

## U.S. MASTER & PEAR LINKS

316 STAINLESS STEEL



ITEM	A	B	C	WLL	WT
	(size)			(lb)	(lb)

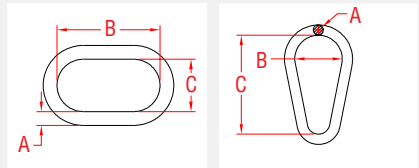
**MASTER - FORMED & WELDED**

S0650-US38 1-1/2" 12.50" 6.25" 30,000 18.24

**PEAR - FORGED**

S0651-US38 1-1/2" 5.89" 11.82" 30,000 17.24

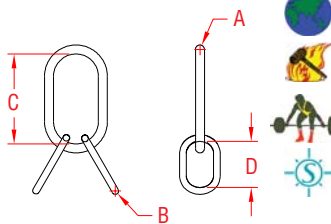
**NOTE:** "US" LINKS ARE UNPOLISHED. OTHER SIZES ARE AVAILABLE, HOWEVER QUANTITIES ARE LIMITED. PLEASE CALL FOR AVAILABILITY.



**FORGED**

## MASTER LINK W/LEGS

316-NM STAINLESS STEEL



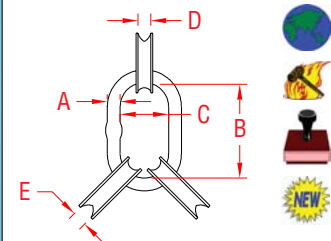

ITEM	A	B	C	D	WLL	WT
	(size)				(lb)	(lb)
S0652-0013	1/2"	3/8"	5.00"	3.00"	2,000	1.54
S0652-0016	5/8"	1/2"	6.00"	5.00"	2,800	3.29
S0652-0020	3/4"	5/8"	6.50"	6.00"	3,750	5.48
S0652-0025	1"	3/4"	7.00"	5.50"	8,000	9.46
S0652-0032	1-1/4"	1"	8.75"	7.00"	11,800	19.53

**NOTE:** EACH MASTER LINK IS INTEGRAL FORGED, THEN WELDED, AND IS STAMPED WITH SIZE AND WORKING LOAD.

**FORGED**

## TOWING BRIDLE

316 STAINLESS STEEL



ITEM	A	B	C	D	E	WT
	(size)			(rope 1)	(rope 2)	(lb)
CA63-BR25	1"	7.00"	3.50"	1/2"	7/8"	8.87
CA63-BR32	1-1/4"	8.75"	4.38"	3/4"	1-1/4"	18.03

**NOTE:** BRIDLE FEATURES A 1" OR 1-1/4" MASTER LINK (ABOVE) WITH 3 HEAVY DUTY THIMBLES (PAGE 71) RANGING IN SIZE FROM 1/2" TO 1-1/4". DESIGNED FOR USE WITH HIGH STRENGTH LINE, SUCH AS DYNEEMA. TOWING BRIDLE IS IDEAL FOR HEAVY MARINE TOWING APPLICATIONS, SUCH AS YACHTS TOWING LARGE TENDERS, WORK BOAT AND BARGE APPLICATIONS.

**FORGED**



**Key:**



Made in USA



Drop Forged



Precision Machined



Wire Formed



Suncor Exclusive



Import



Precision Cast



Stamped



Load Rated



New Product


ORDERS ONLY: 800-394-2222 (USA)  
877-495-5510 (CANADA)

All logos, icons, images, measurements and descriptions are the sole property of Suncor Stainless, Inc. © 2013 Suncor Stainless, Inc.



SUNCOR STAINLESS, INC.

# THREADED



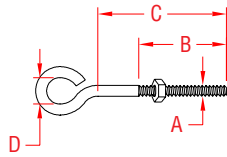
[www.suncorstainless.com](http://www.suncorstainless.com)



# THREADED PRODUCTS

## UNWELDED EYE BOLT

304 STAINLESS STEEL



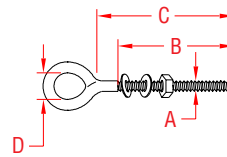
**NOTE:**  
ALL THREADS ARE STANDARD "UNC".  
ONE NUT IS INCLUDED.  
EXTRA NUTS AND WASHERS ARE AVAILABLE FROM STOCK.

\* CUSTOM SIZES ARE AVAILABLE.  
PLEASE CALL OR SEND US YOUR SPECIFICATIONS.

ITEM	A	B	C	D	THREAD	WIRE DIA.	WLL	WT
	(size)						(lb)	(lb)
S0310-05025	3/16"	0.88"	1"	0.38"	10-24	0.16"	100	0.02
S0310-05050	3/16"	1.00"	2"	0.38"	10-24	0.16"	100	0.03
S0310-05075	3/16"	1.50"	3"	0.38"	10-24	0.16"	100	0.03
S0310-07025	1/4"	0.88"	1"	0.50"	1/4"-20	0.21"	200	0.04
S0310-07050	1/4"	1.25"	2"	0.50"	1/4"-20	0.21"	200	0.05
S0310-07075	1/4"	1.50"	3"	0.50"	1/4"-20	0.21"	200	0.06
S0310-07100	1/4"	2.50"	4"	0.50"	1/4"-20	0.21"	200	0.08
S0310-07125	1/4"	3.00"	5"	0.50"	1/4"-20	0.21"	200	0.08
S0310-07150	1/4"	4.00"	6"	0.50"	1/4"-20	0.21"	200	0.09
S0310-08013	5/16"	0.38"	1/2"	0.63"	5/16"-18	0.27"	350	0.07
S0310-08025	5/16"	0.88"	1"	0.63"	5/16"-18	0.27"	350	0.08
S0310-08050	5/16"	1.25"	2"	0.63"	5/16"-18	0.27"	350	0.09
S0310-08075	5/16"	1.50"	3"	0.63"	5/16"-18	0.27"	350	0.11
S0310-08100	5/16"	2.50"	4"	0.63"	5/16"-18	0.27"	350	0.13
S0310-10025	3/8"	0.88"	1"	0.75"	3/8"-16	0.33"	500	0.12
S0310-10050	3/8"	1.25"	2"	0.75"	3/8"-16	0.33"	500	0.15
S0310-10075	3/8"	1.50"	3"	0.75"	3/8"-16	0.33"	500	0.17
S0310-10100	3/8"	2.50"	4"	0.75"	3/8"-16	0.33"	500	0.19
S0310-10125	3/8"	3.00"	5"	0.75"	3/8"-16	0.33"	500	0.23
S0310-10150	3/8"	4.00"	6"	0.75"	3/8"-16	0.33"	500	0.24
S0310-13050	1/2"	1.50"	2"	1.00"	1/2"-13	0.43"	1,000	0.33
S0310-13100	1/2"	2.50"	4"	1.00"	1/2"-13	0.43"	1,000	0.42
S0310-13150	1/2"	4.00"	6"	1.00"	1/2"-13	0.43"	1,000	0.51

## WELDED EYE BOLT

304 STAINLESS STEEL



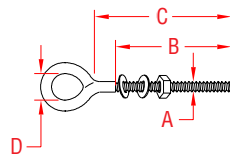
**NOTE:**  
ALL THREADS ARE STANDARD "UNC".  
ONE NUT AND TWO WASHERS ARE INCLUDED.  
EXTRA NUTS AND WASHERS ARE AVAILABLE FROM STOCK.

\* CUSTOM SIZES ARE AVAILABLE.  
PLEASE CALL OR SEND US YOUR SPECIFICATIONS.

ITEM	A	B	C	D	THREAD	WIRE DIA.	WLL	WT
	(size)						(lb)	(lb)
S0312-05025	3/16"	0.85"	1"	0.37"	10-24	0.16"	250	0.02
S0312-05050	3/16"	1.50"	2"	0.37"	10-24	0.16"	250	0.03
S0312-05075	3/16"	1.75"	3"	0.37"	10-24	0.16"	250	0.03
S0312-07050	1/4"	1.50"	2"	0.50"	1/4"-20	0.21"	400	0.06
S0312-07075	1/4"	2.00"	3"	0.50"	1/4"-20	0.21"	400	0.07
S0312-07100	1/4"	2.00"	4"	0.50"	1/4"-20	0.21"	400	0.08
S0312-07125	1/4"	2.00"	5"	0.50"	1/4"-20	0.21"	400	0.08
S0312-07150	1/4"	2.00"	6"	0.50"	1/4"-20	0.21"	400	0.09
S0312-08050	5/16"	1.25"	2"	0.63"	5/16"-18	0.27"	600	0.10
S0312-08075	5/16"	2.00"	3"	0.63"	5/16"-18	0.27"	600	0.12
S0312-08100	5/16"	2.00"	4"	0.63"	5/16"-18	0.27"	600	0.13
S0312-08125	5/16"	2.00"	5"	0.63"	5/16"-18	0.27"	600	0.15
S0312-08150	5/16"	2.00"	6"	0.63"	5/16"-18	0.27"	600	0.17
S0312-10075	3/8"	2.00"	3"	0.75"	3/8"-16	0.33"	1,000	0.19
S0312-10100	3/8"	2.00"	4"	0.75"	3/8"-16	0.33"	1,000	0.21
S0312-10125	3/8"	2.00"	5"	0.75"	3/8"-16	0.33"	1,000	0.24
S0312-10150	3/8"	2.00"	6"	0.75"	3/8"-16	0.33"	1,000	0.26
S0312-13075	1/2"	2.00"	3"	1.00"	1/2"-13	0.43"	1,800	0.40
S0312-13100	1/2"	2.00"	4"	1.00"	1/2"-13	0.43"	1,800	0.44
S0312-13125	1/2"	2.00"	5"	1.00"	1/2"-13	0.43"	1,800	0.49
S0312-13150	1/2"	2.00"	6"	1.00"	1/2"-13	0.43"	1,800	0.53

## METRIC WELDED EYE BOLT

304 STAINLESS STEEL



ITEM	A	B	C	D	WIRE DIA.	WLL	WT
	(size)					(lb)	(lb)
S0313-0560	5 mm	2.00"	2.25"	0.38"	0.17"	250	0.03
S0313-0580	5 mm	3.12"	3.25"	0.38"	0.17"	250	0.04
S0313-0640	6 mm	1.25"	1.50"	0.50"	0.21"	400	0.04
S0313-0660	6 mm	2.00"	2.25"	0.50"	0.21"	400	0.05
S0313-0680	6 mm	3.12"	3.25"	0.50"	0.21"	400	0.06
S0313-0810	8 mm	3.50"	4.00"	0.63"	0.28"	600	0.14
S0313-0880	8 mm	3.00"	3.25"	0.63"	0.28"	600	0.13
S0313-1010	10 mm	3.50"	4.00"	0.88"	0.36"	1,000	0.25
S0313-1015	10 mm	5.50"	6.00"	0.88"	0.36"	1,000	0.30
S0313-1210	12 mm	3.50"	4.00"	1.00"	0.42"	1,800	0.38
S0313-1215	12 mm	4.00"	6.00"	1.00"	0.42"	1,800	0.46

**NOTE:**  
ALL THREADS ARE METRIC.  
ONE NUT AND TWO WASHERS ARE INCLUDED.  
EXTRA NUTS AND WASHERS ARE AVAILABLE FROM STOCK.



Key:



Made in USA



Drop Forged



Precision Machined



Wire Formed



Suncor Exclusive



Import



Precision Cast



Stamped



Load Rated

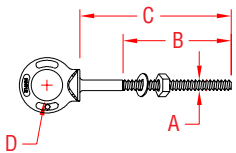


New Product

ORDERS ONLY: 800-394-2222 (USA)  
877-495-5510 (CANADA)

All logos, icons, images, measurements and descriptions are the sole property of Suncor Stainless, Inc.  
© 2013 Suncor Stainless, Inc.

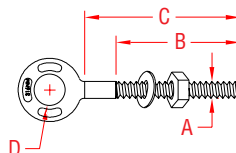
## SHOULDER EYE BOLT 316-NM STAINLESS STEEL



**NOTE:**  
EYE BOLTS HAVE FORGED MARKINGS OF 316-NM, SIZE AND WLL IN TONS. ALL THREADS ARE "UNC". ONE NUT AND WASHER ARE INCLUDED. EXTRA NUTS AND WASHERS ARE AVAILABLE FROM STOCK. SHAFT AND UNDERSIDE OF SHOULDER ARE MACHINED FOR PERFECT FIT AND SEATING.

ITEM	A (size)	B	C	D	THREAD	WLL (lb)	WT (lb)
S0314-0705	1/4"	1.50"	2.00"	0.50"	1/4"-20	500	0.06
S0314-0710	1/4"	2.50"	4.00"	0.50"	1/4"-20	500	0.08
S0314-0806	5/16"	1.50"	2.25"	0.63"	5/16"- 18	800	0.12
S0314-0810	5/16"	2.50"	4.25"	0.63"	5/16"- 18	800	0.14
S0314-1006	3/8"	1.50"	2.50"	0.75"	3/8"- 16	1,200	0.20
S0314-1012	3/8"	2.50"	4.50"	0.75"	3/8"- 16	1,200	0.26
S0314-1304	1/2"	1.25"	1.50"	1.00"	1/2"- 13	2,150	0.30
S0314-1308	1/2"	1.50"	3.25"	1.00"	1/2"- 13	2,150	0.40
S0314-1315	1/2"	3.00"	6.00"	1.00"	1/2"- 13	2,150	0.56
S0314-1603	5/8"	0.75"	1.00"	1.25"	5/8"- 11	3,440	0.60
S0314-1605	5/8"	1.75"	2.00"	1.25"	5/8"- 11	3,440	0.64
S0314-1610	5/8"	2.00"	4.00"	1.25"	5/8"- 11	3,440	0.80
S0314-1615	5/8"	3.00"	6.00"	1.25"	5/8"- 11	3,440	1.00
S0314-2003	3/4"	0.88"	1.00"	1.50"	3/4"- 10	5,140	0.94
S0314-2005	3/4"	1.75"	2.00"	1.50"	3/4"- 10	5,140	1.12
S0314-2012	3/4"	2.00"	4.50"	1.50"	3/4"- 10	5,140	1.40
S0314-2015	3/4"	3.00"	6.00"	1.50"	3/4"- 10	5,140	1.58
S0314-2213	7/8"	2.50"	5.00"	1.75"	7/8"- 9	7,130	2.32
S0314-2504	1"	1.38"	1.44"	2.00"	1"- 8	9,370	2.56
S0314-2506	1"	2.25"	2.50"	2.00"	1"- 8	9,370	2.64
S0314-2515	1"	3.00"	6.00"	2.00"	1"- 8	9,370	3.44

## PLAIN EYE BOLT 316-NM STAINLESS STEEL

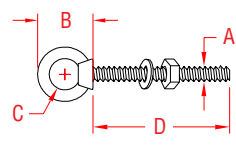


**NOTE:**  
EYE BOLTS HAVE FORGED MARKINGS OF 316-NM, SIZE AND WLL IN TONS. ALL THREADS ARE "UNC". ONE NUT AND WASHER ARE INCLUDED. EXTRA NUTS AND WASHERS ARE AVAILABLE FROM STOCK. SHAFT IS MACHINED FOR PERFECT FIT AND SEATING.

ITEM	A (size)	B	C	D	THREAD	WLL (lb)	WT (lb)
S0315-0705	1/4"	1.50"	2.00"	0.50"	1/4"-20	500	0.06
S0315-0710	1/4"	2.50"	4.00"	0.50"	1/4"-20	500	0.08
S0315-0806	5/16"	1.50"	2.25"	0.63"	5/16"- 18	800	0.08
S0315-0810	5/16"	2.50"	4.25"	0.63"	5/16"- 18	800	0.14
S0315-1006	3/8"	1.50"	2.50"	0.75"	3/8"- 16	1,200	0.18
S0315-1012	3/8"	2.50"	4.50"	0.75"	3/8"- 16	1,200	0.26
S0315-1304	1/2"	1.25"	1.50"	1.00"	1/2"- 13	2,150	0.36
S0315-1308	1/2"	1.50"	3.25"	1.00"	1/2"- 13	2,150	0.48
S0315-1315	1/2"	3.00"	6.00"	1.00"	1/2"- 13	2,150	0.62
S0315-1603	5/8"	0.75"	1.00"	1.25"	5/8"- 11	3,440	0.62
S0315-1605	5/8"	1.75"	2.00"	1.25"	5/8"- 11	3,440	0.78
S0315-1610	5/8"	2.00"	4.00"	1.25"	5/8"- 11	3,440	0.95
S0315-1615	5/8"	3.00"	6.00"	1.25"	5/8"- 11	3,440	1.12
S0315-2003	3/4"	0.88"	1.00"	1.50"	3/4"- 10	5,140	1.06
S0315-2005	3/4"	1.75"	2.00"	1.50"	3/4"- 10	5,140	1.12
S0315-2012	3/4"	2.00"	4.50"	1.50"	3/4"- 10	5,140	1.52
S0315-2015	3/4"	3.00"	6.00"	1.50"	3/4"- 10	5,140	1.70
S0315-2213	7/8"	2.50"	5.00"	1.75"	7/8"- 9	7,130	2.26
S0315-2504	1"	1.38"	1.44"	2.00"	1"- 8	9,370	2.80
S0315-2506	1"	2.25"	2.50"	2.00"	1"- 8	9,370	3.20
S0315-2515	1"	3.00"	6.00"	2.00"	1"- 8	9,370	3.74

## HEAVY DUTY SPECIAL EYE BOLT

316 STAINLESS STEEL

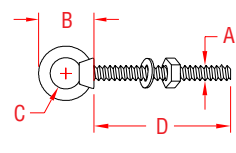


**NOTE:**  
EYE BOLTS ARE FULLY THREADED WITH STANDARD "UNC" THREAD. ONE NUT AND WASHER ARE INCLUDED.

ITEM	A (size)	B	C	D	WLL (lb)	WT (lb)
S0319-0702	1/4"	1.20"	0.62"	2.00"	400	0.07
S0319-0712	1/4"	1.20"	0.62"	12.00"	400	0.17
S0319-0804	5/16"	1.55"	0.75"	4.00"	700	0.16
S0319-0812	5/16"	1.55"	0.75"	12.00"	700	0.29
S0319-1005	3/8"	1.92"	0.97"	5.00"	1,000	0.29
S0319-1012	3/8"	1.92"	0.97"	12.00"	1,000	0.46
S0319-1306	1/2"	2.38"	1.17"	6.00"	2,000	0.61
S0319-1312	1/2"	2.38"	1.17"	12.00"	2,000	0.87
S0319-1606	5/8"	2.81"	1.34"	6.00"	3,200	1.10
S0319-1612	5/8"	2.81"	1.34"	12.00"	3,200	1.48
S0319-2006	3/4"	3.36"	1.57"	6.00"	4,700	1.60
S0319-2012	3/4"	3.36"	1.57"	12.00"	4,700	2.20
S0319-2018	3/4"	3.36"	1.57"	18.00"	4,700	3.32
S0319-2509	1"	4.16"	2.00"	9.00"	7,000	3.78
S0319-2518	1"	4.16"	2.00"	18.00"	7,000	5.43

## CUSTOM EYE BOLT SET

316 STAINLESS STEEL



ITEM	A (size)	B	C	D	THREAD	WLL (lb)	
S0125-SP07	1/4"	1.20"	0.62"		CUSTOM	1/4"-20	400
S0125-SP08	5/16"	1.55"	0.75"		CUSTOM	5/16"- 18	700
S0125-SP10	3/8"	1.92"	0.97"		CUSTOM	3/8"- 16	1,000
S0125-SP13	1/2"	2.38"	1.17"		CUSTOM	1/2"- 13	2,000
S0125-SP16	5/8"	2.81"	1.34"		CUSTOM	5/8"- 11	3,200
S0125-SP20	3/4"	3.36"	1.57"		CUSTOM	3/4"- 10	4,700
S0125-SP25	1"	3.55"	2.00"		CUSTOM	1"- 8	7,500

**HOW TO ORDER:** WE CAN MAKE CUSTOM EYE BOLTS TO FIT YOUR SPECIFIC NEEDS. SELECT AN EYE BOLT FROM THE ITEM NUMBERS LISTED ABOVE AND SIMPLY SPECIFY THE DESIRED SHANK LENGTH (D) WHEN ORDERING.



TEL 508-732-9191 • FAX 508-732-9798 • ORDERS ONLY 800-394-2222

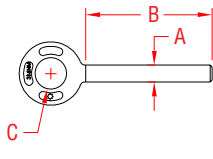
www.suncorstainless.com

# THREADED PRODUCTS

## PLAIN EYE RIVET



316-NM STAINLESS STEEL



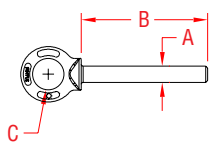
ITEM	A	B	C	WT
	(size)			(lb)
S0315-R1304	1/2"	1.50"	1.00"	0.26
S0315-R1308	1/2"	3.25"	1.00"	0.37

**NOTE:**  
OTHER SIZES ARE AVAILABLE ON SPECIAL ORDER. SEE PLAIN EYE BOLTS FOR SPECIAL SPECS (PAGE 87).  
EYE RIVETS HAVE FORGED MARKINGS OF 316-NM, SIZE AND WLL IN TONS. SHAFT IS MACHINED FOR PERFECT FIT.

## SHOULDER EYE RIVET



316-NM STAINLESS STEEL




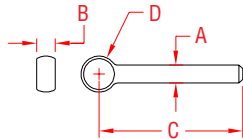
ITEM	A	B	C	WT
	(size)			(lb)
S0314-R1304	1/2"	1.50"	1.00"	0.27
S0314-R1308	1/2"	3.25"	1.00"	0.38

**NOTE:**  
OTHER SIZES ARE AVAILABLE ON SPECIAL ORDER. SEE SHOULDER EYE BOLTS FOR SPECIAL SPECS (PAGE 87).  
EYE RIVETS HAVE FORGED MARKINGS OF 316-NM, SIZE AND WLL IN TONS. UNDERSIDE OF SHOULDER AND SHAFT ARE MACHINED FOR PERFECT SEATING AND FIT.

## ROD END BLANK



304 STAINLESS STEEL


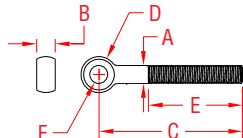


ITEM	SIZE	A	B	C	D	WT
						(lb)
S0360-10075	3/8" x 3"	0.38"	0.38"	3.00"	0.75"	0.13
S0360-10100	3/8" x 4"	0.38"	0.38"	4.00"	0.75"	0.16
S0360-13100	1/2" x 4"	0.50"	0.50"	4.00"	1.00"	0.30
S0360-13125	1/2" x 5"	0.50"	0.50"	5.00"	1.00"	0.36
S0360-13150	1/2" x 6"	0.50"	0.50"	6.00"	1.00"	0.42
S0360-16125	5/8" x 5"	0.63"	0.63"	5.00"	1.25"	0.61
S0360-16150	5/8" x 6"	0.63"	0.63"	6.00"	1.25"	0.68
S0360-16200	5/8" x 8"	0.63"	0.63"	8.00"	1.25"	0.82
S0360-20125	3/4" x 5"	0.75"	0.75"	5.00"	1.50"	0.86
S0360-20150	3/4" x 6"	0.75"	0.75"	6.00"	1.50"	1.04
S0360-20175	3/4" x 7"	0.75"	0.75"	7.00"	1.50"	1.22
S0360-20200	3/4" x 8"	0.75"	0.75"	8.00"	1.50"	1.40
S0360-22150	7/8" x 6"	0.88"	0.88"	6.00"	1.75"	1.46
S0360-25300	1" x 10"	1.00"	1.00"	10.00"	2.00"	2.85

## CUSTOM ROD END



304 STAINLESS STEEL

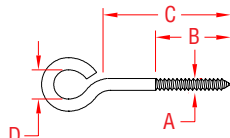


ITEM	SIZE	A	B	C	D	E	F
						(thread)	(eye)
S0360-10075-SP	3/8" x 3"	0.38"	0.38"	3.00"	0.75"	CUSTOM	CUSTOM
S0360-10100-SP	3/8" x 4"	0.38"	0.38"	4.00"	0.75"	CUSTOM	CUSTOM
S0360-13100-SP	1/2" x 4"	0.50"	0.50"	4.00"	1.00"	CUSTOM	CUSTOM
S0360-13125-SP	1/2" x 5"	0.50"	0.50"	5.00"	1.00"	CUSTOM	CUSTOM
S0360-13150-SP	1/2" x 6"	0.50"	0.50"	6.00"	1.00"	CUSTOM	CUSTOM
S0360-16125-SP	5/8" x 5"	0.63"	0.63"	5.00"	1.25"	CUSTOM	CUSTOM
S0360-16150-SP	5/8" x 6"	0.63"	0.63"	6.00"	1.25"	CUSTOM	CUSTOM
S0360-16200-SP	5/8" x 8"	0.63"	0.63"	8.00"	1.25"	CUSTOM	CUSTOM
S0360-20125-SP	3/4" x 5"	0.75"	0.75"	5.00"	1.50"	CUSTOM	CUSTOM
S0360-20150-SP	3/4" x 6"	0.75"	0.75"	6.00"	1.50"	CUSTOM	CUSTOM
S0360-20175-SP	3/4" x 7"	0.75"	0.75"	7.00"	1.50"	CUSTOM	CUSTOM
S0360-20200-SP	3/4" x 8"	0.75"	0.75"	8.00"	1.50"	CUSTOM	CUSTOM
S0360-22150-SP	7/8" x 6"	0.88"	0.88"	6.00"	1.75"	CUSTOM	CUSTOM
S0360-25300-SP	1" x 10"	1.00"	1.00"	10.00"	2.00"	CUSTOM	CUSTOM

## LAG EYE SCREW



304 STAINLESS STEEL



ITEM	A	B	C	D	WIRE DIA.	WT
	(size)					(lb)
S0327-04025	5/32"	0.63"	0.75"	0.44"	0.16"	0.01
S0327-07032	1/4"	0.75"	1.00"	0.63"	0.23"	0.03
S0327-07065	1/4"	1.87"	2.50"	0.58"	0.23"	0.03
S0327-07075	1/4"	1.87"	3.00"	0.50"	0.23"	0.03
S0327-07100	1/4"	1.87"	4.00"	0.50"	0.23"	0.04
S0327-08032	5/16"	0.75"	1.00"	0.63"	0.26"	0.05
S0327-08065	5/16"	1.25"	2.50"	0.63"	0.26"	0.06
S0327-08075	5/16"	1.75"	3.00"	0.63"	0.26"	0.07
S0327-08100	5/16"	1.75"	4.00"	0.63"	0.26"	0.08
S0327-08125	5/16"	1.75"	5.00"	0.63"	0.26"	0.10
S0327-10065	3/8"	1.75"	2.50"	0.75"	0.32"	0.10

**NOTE:**  
SEE NOTE ON LAG RING BOLT S0329 (PAGE 89).



Key:



Made in USA



Drop Forged



Precision Machined



Wire Formed



Suncor Exclusive



Import



Precision Cast



Stamped



Load Rated



New Product

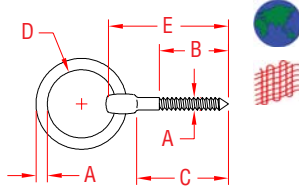
ORDERS ONLY: 800-394-2222 (USA)  
877-495-5510 (CANADA)

All logos, icons, images, measurements and descriptions are the sole property of Suncor Stainless, Inc.  
© 2013 Suncor Stainless, Inc.



## LAG RING BOLT

304 STAINLESS STEEL

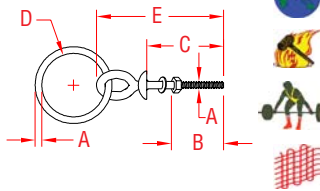


ITEM	A	B	C	D	E	WT
	(size)					(lb)
S0329-0007	1/4"	1.50"	2.25"	1.20"	2.75"	0.12
S0329-0008	5/16"	1.50"	2.25"	2.00"	3.00"	0.22
S0329-0010	3/8"	2.13"	3.13"	2.40"	3.86"	0.41
S0329-0013	1/2"	3.25"	4.75"	2.94"	5.65"	0.76

**NOTE:**  
WOOD TYPE THREADS. THE WORKING LOAD HAS NOT BEEN ESTABLISHED SINCE IT DEPENDS ON THE WOOD, HOLE AND INSTALLATION.

## RING BOLT SHOULDER

316 STAINLESS STEEL

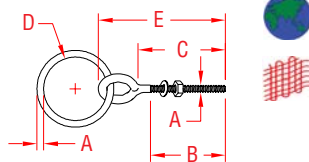


ITEM	A	B	C	D	E	WLL	WT
	(size)					(lb)	(lb)
S0330-0750	1/4"	1.50"	2.00"	1.75"	2.94"	250	0.14
S0330-0855	5/16"	1.50"	2.25"	2.00"	3.50"	400	0.27
S0330-1012	3/8"	2.50"	4.25"	2.50"	6.00"	600	0.54
S0330-1065	3/8"	1.50"	2.50"	2.50"	4.00"	600	0.48
S0330-1315	1/2"	3.00"	6.00"	3.00"	7.75"	1,100	1.17
S0330-1380	1/2"	1.50"	3.25"	3.00"	5.20"	1,100	1.06
S0330-1615	5/8"	3.00"	6.00"	3.00"	8.50"	2,000	1.95
S0330-2015	3/4"	3.00"	6.00"	3.00"	8.87"	2,600	2.89

**NOTE:**  
DROP FORGED EYE BOLT WITH WELDED RING; ALL THREADS ARE STANDARD "UNC"; ONE NUT AND ONE WASHER ARE INCLUDED.

## RING BOLT PLAIN

316 STAINLESS STEEL

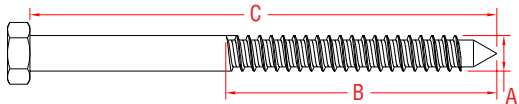


ITEM	A	B	C	D	E	WLL	WT
	(size)					(lb)	(lb)
S0331-0750	1/4"	1.50"	2.00"	1.75"	2.94"	250	0.12
S0331-0855	5/16"	1.50"	2.25"	2.00"	3.50"	400	0.21
S0331-1012	3/8"	2.50"	4.25"	2.50"	5.75"	600	0.38
S0331-1065	3/8"	1.50"	2.50"	2.50"	4.25"	600	0.42
S0331-1315	1/2"	3.00"	6.00"	3.00"	8.00"	1,100	0.94
S0331-1380	1/2"	1.50"	3.25"	3.00"	5.25"	1,100	0.83

**NOTE:**  
WELDED EYE BOLT WITH WELDED RING; ALL THREADS ARE STANDARD "UNC"; ONE NUT AND ONE WASHER ARE INCLUDED.  
12 MM AVAILABLE IN 4" OR 6". USE ITEM# S0328-1210 AND S0328-1215.

## LAG SCREW

304 STAINLESS STEEL

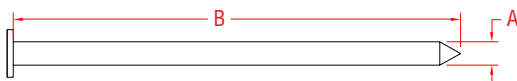



ITEM	A	B	C	WT
	(size)		(length)	(lb)
S0335-07150	1/4"	3.75"	6"	0.11
S0335-07250	1/4"	5.75"	10"	0.18
S0335-10150	3/8"	3.75"	6"	0.16
S0335-10250	3/8"	5.75"	10"	0.26
S0335-13150	1/2"	3.75"	6"	0.21
S0335-13250	1/2"	5.75"	10"	0.35
S0335-16300	5/8"	6.50"	12"	0.53

**NOTE:**  
EXTREMELY CORROSION RESISTANT. WITH SHARP POINTS AND COARSE THREADS, THESE LAG SCREWS ARE DESIGNED TO PENETRATE AND GRIP WOOD. CAN BE USED IN DOCK AND PIER CONSTRUCTION. PILOT HOLE RECOMMENDED.

## STAINLESS SPIKE

304 STAINLESS STEEL



ITEM	A	B	WT
	(size)	(length)	(lb)
S0340-1006	3/8"	6.00"	0.19
S0340-1008	3/8"	8.00"	0.26
S0340-1010	3/8"	10.00"	0.32
S0340-1012	3/8"	12.00"	0.38

**NOTE:**  
THESE HEAVY DUTY NAILS ARE GREAT FOR DOCK & PIER CONSTRUCTION. CORROSION RESISTANT FOR LONG LASTING STRENGTH.

**LIMITED LIFETIME WARRANTY**

**SUNCOR STAINLESS**

TEL 508-732-9191 • FAX 508-732-9798 • ORDERS ONLY 800-394-2222

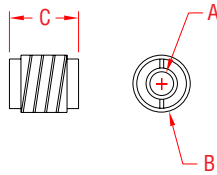
www.suncorstainless.com

# THREADED PRODUCTS

## THREAD INSERT, UNC




316 STAINLESS STEEL



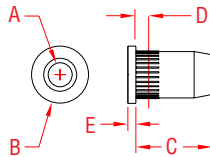
ITEM	A	B	C	HOLE SIZE	WT
	(size)				(lb)
S0385-0005	3/16"	0.46"	0.50"	3/8"	0.01
S0385-0007	1/4"	0.46"	0.50"	3/8"	0.01
S0385-0008	5/16"	0.60"	0.63"	1/2"	0.02
S0385-0010	3/8"	0.60"	0.63"	1/2"	0.03

**NOTE:**  
SPECIAL FITTING WITH "KNIFE THREADS" ON THE OUTSIDE AND STANDARD UNC ON THE INSIDE. USED TO CONNECT HORIZONTAL WIRE ROPE TO WOODEN POSTS AND TO ATTACH OTHER FASTENERS TO WOOD, PLASTIC OR CARBON FIBER.

## RIVET NUT INSERT



316 STAINLESS STEEL



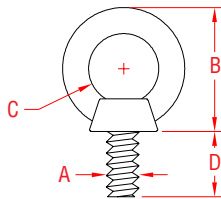
ITEM	A	B	C	D	E	THREAD	WT
				(max grip)			(lb)
<b>UNF, RIGHT AND LEFT</b>							
S0381-0007	1/4"	0.43"	0.63"	0.14"	0.06"	1/4" x 28 RH	0.01
S0381-L007	1/4"	0.43"	0.63"	0.14"	0.06"	1/4" x 28 LH	0.01
<b>UNC, RIGHT AND LEFT</b>							
S0382-0005	3/16"	0.35"	0.52"	0.12"	0.04"	10 x 24 RH	0.01
S0382-0007	1/4"	0.43"	0.63"	0.14"	0.06"	1/4" x 20 RH	0.01
S0382-L007	1/4"	0.43"	0.63"	0.14"	0.06"	1/4" x 20 LH	0.01
S0382-0008	5/16"	0.55"	0.70"	0.16"	0.06"	5/16" x 18 RH	0.01
S0382-0010	3/8"	0.63"	0.90"	0.22"	0.06"	3/8" x 16 RH	0.02

**NOTE:**  
FOR INSTALLATION IN THIN WALL METAL PLATES OR TUBES. RIVET NUT INSTALLATION TOOL IS ITEM #S0380-0000 (PAGE 53).

## MACHINE EYE BOLT



316 STAINLESS STEEL



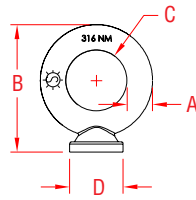
ITEM	A	B	C	D	WLL	WT
	(size)				(lb)	(lb)
S0316-0007	1/4"	1.09"	0.62"	0.53"	400	0.05
S0316-0008	5/16"	1.34"	0.75"	0.58"	700	0.07
S0316-0010	3/8"	1.68"	0.95"	0.71"	1,000	0.13
S0316-0013	1/2"	2.00"	1.14"	0.86"	2,000	0.30
S0316-0016	5/8"	2.42"	1.32"	1.02"	3,200	0.45
S0316-0020	3/4"	2.78"	1.57"	1.14"	4,700	0.79
S0316-0025	1"	3.54"	1.95"	1.31"	7,500	1.65

**NOTE:**  
THREADS ARE "UNC".

## PAD EYE



316-NM STAINLESS STEEL



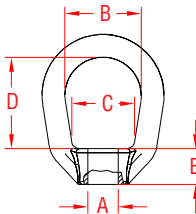
ITEM	A	B	C	D	WT
	(size)				(lb)
S0324-0005	3/16"	1.06"	0.50"	0.38"	0.04
S0324-0007	1/4"	1.31"	0.63"	0.56"	0.06
S0324-0008	5/16"	1.56"	0.75"	0.63"	0.10
S0324-0010	3/8"	2.00"	1.00"	0.87"	0.19
S0324-0013	1/2"	2.50"	1.25"	1.00"	0.38
S0324-0016	5/8"	3.25"	1.50"	1.38"	0.87
S0324-0020	3/4"	4.75"	1.75"	1.50"	1.52

**NOTE:**  
WLL IS DEPENDENT ON QUALITY OF THE WELDING AND ATTACHED STRUCTURE. PAD EYES HAVE FORGED MARKINGS OF 316-NM AND SIZE. UNDERSIDE IS MACHINED FOR PERFECT SEATING.

## LIFTING EYE NUT



316-NM STAINLESS STEEL



ITEM	A	B	C	D	E	WLL	WT
	(size)					(lb)	(lb)
S0322-0007	1/4"	0.75"	0.59"	1.06"	0.38"	460	0.08
S0322-0008	5/16"	0.75"	0.59"	1.06"	0.38"	780	0.08
S0322-0010	3/8"	1.25"	1.00"	1.50"	0.63"	1,160	0.26
S0322-0013	1/2"	1.25"	1.00"	1.50"	0.63"	2,150	0.25
S0322-0016	5/8"	1.50"	1.19"	2.00"	0.69"	3,440	0.53
S0322-0020	3/4"	1.75"	1.25"	2.38"	0.88"	5,140	0.95

**NOTE:**  
UNDERSIDE OF SHOULDER IS MACHINED FOR PERFECT SEATING. EYE NUTS HAVE FORGED MARKINGS OF 316-NM, SIZE AND WLL IN TONS. ALL THREADS ARE "UNC".



Key:



Made in USA

Import



Drop Forged

Precision Cast



Precision Machined

Stamped



Wire Formed

Load Rated



Suncor Exclusive



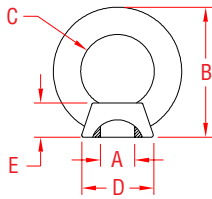
New Product

ORDERS ONLY: 800-394-2222 (USA)  
877-495-5510 (CANADA)

All logos, icons, images, measurements and descriptions are the sole property of Suncor Stainless, Inc.  
© 2013 Suncor Stainless, Inc.

## EYE NUT

316 STAINLESS STEEL

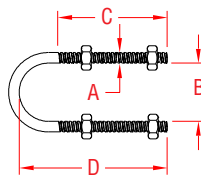


ITEM	A	B	C	D	E	WLL	WT
	(size)					(lb)	(lb)
<b>THREADED - UNC</b>							
S0321-0007	1/4"	1.20"	0.62"	0.50"	0.39"	400	0.04
S0321-0008	5/16"	1.55"	0.75"	0.62"	0.56"	700	0.08
S0321-0010	3/8"	1.92"	0.97"	0.76"	0.62"	1,000	0.13
S0321-0013	1/2"	2.38"	1.17"	0.95"	0.87"	2,000	0.26
S0321-0016	5/8"	2.81"	1.34"	1.19"	1.00"	3,200	0.53
S0321-0020	3/4"	3.36"	1.57"	1.32"	1.22"	4,700	0.75
S0321-0025	1"	4.16"	1.95"	1.70"	1.43"	7,500	1.49
<b>UNTHREADED - BLANK</b>							
S0321-U007	1/4"	1.20"	0.62"	0.50"	0.39"	400	0.04
S0321-U008	5/16"	1.55"	0.75"	0.62"	0.56"	700	0.08
S0321-U010	3/8"	1.92"	0.97"	0.76"	0.62"	1,000	0.13
S0321-U013	1/2"	2.38"	1.17"	0.95"	0.87"	2,000	0.26
S0321-U016	5/8"	2.81"	1.34"	1.19"	1.00"	3,200	0.53
S0321-U020	3/4"	3.36"	1.57"	1.32"	1.22"	4,700	0.75
S0321-U025	1"	4.16"	1.95"	1.70"	1.43"	7,500	1.49

**NOTE:**  
UNTHREADED EYE NUT CAN BE WELDED INTO PLACE, USED TO MAKE A SWIVEL ASSEMBLY OR CUSTOM THREADED TO FIT YOUR APPLICATION. SUNCOR OFFERS THREADING SERVICE.

## LONG U-BOLT

304 STAINLESS STEEL

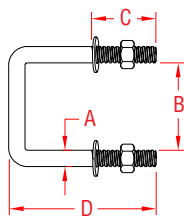


ITEM	A	THREAD	B	C	D	PIPE	WLL
	(size)						(lb)
S0352-07013	1/4"	1/4" - 20	0.88"	2.50"	2.94"	1/2"	435
S0352-07020	1/4"	1/4" - 20	1.13"	2.50"	3.19"	3/4"	435
S0352-07025	1/4"	1/4" - 20	1.38"	2.50"	3.44"	1"	435
S0352-10032	3/8"	3/8" - 16	1.69"	2.38"	3.72"	1-1/4"	1,090
S0352-10038	3/8"	3/8" - 16	2.00"	2.50"	4.00"	1-1/2"	1,090
S0352-10050	3/8"	3/8" - 16	2.44"	2.50"	4.44"	2"	1,090
S0352-13065	1/2"	1/2" - 13	2.94"	3.00"	5.22"	2-1/2"	2,020
S0352-13075	1/2"	1/2" - 13	3.56"	3.00"	5.75"	3"	2,020
S0352-13090	1/2"	1/2" - 13	4.06"	3.00"	6.25"	3-1/2"	2,020
S0352-13100	1/2"	1/2" - 13	4.56"	3.00"	6.75"	4"	2,020
S0352-13125	1/2"	1/2" - 13	5.63"	3.00"	7.81"	5"	2,020
S0352-16150	5/8"	5/8" - 11	6.75"	3.75"	9.69"	6"	3,230
S0352-16200	5/8"	5/8" - 11	8.75"	3.75"	11.50"	8"	3,230
S0352-20250	3/4"	3/4" - 10	10.88"	4.00"	13.88"	10"	4,830
S0352-22300	7/8"	7/8" - 9	12.88"	4.25"	16.13"	12"	6,730
S0352-22350	7/8"	7/8" - 9	14.13"	4.25"	17.50"	14"	6,730
S0352-22400	7/8"	7/8" - 9	16.13"	4.25"	19.25"	16"	6,730

**NOTE:**  
EACH U-BOLT SET INCLUDES 4 NUTS, WASHERS ARE AVAILABLE SEPARATELY.

## SQUARE U-BOLT

304 STAINLESS STEEL

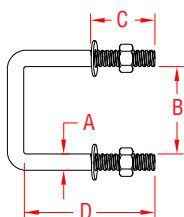


ITEM	A	THREAD	B	C	D	WLL	WT	
	(size)						(lb)	(lb)
S0356-102X3	3/8"	3/8" - 16	2.00"	1.50"	3.40"	1,090	0.25	
S0356-102X5	3/8"	3/8" - 16	2.00"	3.00"	5.40"	1,090	0.35	
S0356-102X7	3/8"	3/8" - 16	2.00"	3.75"	7.37"	1,090	0.45	
S0356-104X3	3/8"	3/8" - 16	4.00"	1.50"	3.37"	1,090	0.30	
S0356-104X5	3/8"	3/8" - 16	4.00"	3.00"	5.37"	1,090	0.40	
S0356-104X7	3/8"	3/8" - 16	4.00"	3.75"	7.37"	1,090	0.50	
S0356-106X5	3/8"	3/8" - 16	6.00"	3.00"	5.30"	1,090	0.45	
S0356-106X7	3/8"	3/8" - 16	6.00"	3.75"	7.37"	1,090	0.55	
S0356-106X9	3/8"	3/8" - 16	6.00"	5.63"	9.37"	1,090	0.65	

**NOTE:**  
EACH SET INCLUDES 2 NUTS AND 2 WASHERS. THREADS ARE "UNC" 3/8"-16.

## TRAILER U-BOLT

304 STAINLESS STEEL



ITEM	A	THREAD	B	C	D	WLL	WT	
	(size)						(lb)	(lb)
S0276-102X4	1/2"	1/2" - 13	2.13"	1.50"	4.00"	2,020	0.68	
S0276-103X3	1/2"	1/2" - 13	3.13"	1.50"	3.00"	2,020	0.65	
S0276-103X4	1/2"	1/2" - 13	3.13"	1.50"	4.00"	2,020	0.70	
S0276-103X5	1/2"	1/2" - 13	3.13"	1.50"	5.00"	2,020	0.75	
S0276-103X6	1/2"	1/2" - 13	3.13"	1.50"	6.00"	2,020	0.80	
S0276-104X3	1/2"	1/2" - 13	4.13"	1.50"	3.00"	2,020	0.70	

**NOTE:**  
STAINLESS TRAILER U-BOLTS ARE INTENDED TO REPLACE OR UPGRADE ORIGINAL TRAILER PARTS. EACH SET INCLUDES 2 NUTS AND 2 WASHERS.

**LIMITED LIFETIME WARRANTY**

**SUNCOR STAINLESS**

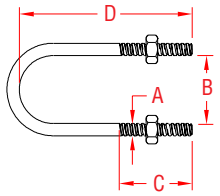
TEL 508-732-9191 • FAX 508-732-9798 • ORDERS ONLY 800-394-2222

www.suncorstainless.com



# THREADED PRODUCTS

## U-BOLT STANDARD 304 STAINLESS STEEL



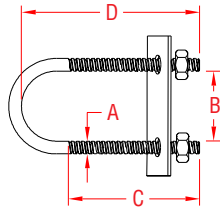
**NOTE:**  
ALL THREADS ARE UNC AND SET INCLUDES 2 NUTS.  
EXTRA NUTS AND WASHERS ARE AVAILABLE FROM STOCK.

**BULK QUANTITY OF CUSTOM SIZES  
MAY BE SPECIAL ORDERED.**

**CALL OR SEND US  
YOUR REQUIREMENTS FOR A PRICE  
AND DELIVERY SCHEDULE.**

ITEM	A	THREAD	B	C	D	PIPE	WLL
	(size)						(lb)
S0350-07010	1/4"	1/4" - 20	0.75"	0.63"	1.25"	3/8"	435
S0350-07013	1/4"	1/4" - 20	1.00"	1.00"	1.75"	1/2"	435
S0350-07020	1/4"	1/4" - 20	1.13"	1.00"	2.00"	3/4"	435
S0350-07025	1/4"	1/4" - 20	1.50"	1.38"	2.75"	1"	435
S0350-07032	1/4"	1/4" - 20	1.75"	1.38"	3.00"	1-1/4"	435
S0350-07038	1/4"	1/4" - 20	2.00"	1.38"	3.25"	1-1/2"	435
S0350-08013	5/16"	5/16" - 18	1.00"	1.38"	2.19"	1/2"	610
S0350-08026	5/16"	5/16" - 18	1.50"	1.00"	2.19"	1"	610
S0350-08032	5/16"	5/16" - 18	1.75"	1.13"	2.69"	1-1/4"	610
S0350-08038	5/16"	5/16" - 18	2.00"	1.00"	2.69"	1-1/2"	610
S0350-08050	5/16"	5/16" - 18	2.50"	1.00"	3.19"	2"	610
S0350-08065	5/16"	5/16" - 18	3.00"	1.00"	3.69"	2-1/2"	610
S0350-10013	3/8"	3/8" - 16	1.00"	1.25"	2.25"	1/2"	1,090
S0350-10020	3/8"	3/8" - 16	1.25"	1.25"	2.25"	3/4"	1,090
S0350-10025	3/8"	3/8" - 16	1.50"	1.25"	2.50"	1"	1,090
S0350-10032	3/8"	3/8" - 16	1.75"	1.25"	2.75"	1-1/4"	1,090
S0350-10038	3/8"	3/8" - 16	2.00"	1.25"	2.63"	1-1/2"	1,090
S0350-10050	3/8"	3/8" - 16	2.50"	1.25"	3.13"	2"	1,090
S0350-10065	3/8"	3/8" - 16	3.00"	1.25"	3.63"	2-1/2"	1,090
S0350-10075	3/8"	3/8" - 16	3.50"	1.25"	4.13"	3"	1,090
S0350-13065	1/2"	1/2" - 13	3.00"	1.63"	4.50"	2-1/2"	2,020
S0350-13075	1/2"	1/2" - 13	3.50"	1.50"	5.00"	3"	2,020
S0350-13090	1/2"	1/2" - 13	4.00"	1.50"	5.50"	3-1/2"	2,020
S0350-13100	1/2"	1/2" - 13	4.50"	1.50"	6.00"	4"	2,020
S0350-13125	1/2"	1/2" - 13	5.63"	2.00"	7.25"	5"	2,020
S0350-13150	1/2"	1/2" - 13	6.75"	2.00"	8.38"	6"	2,020
S0350-13200	1/2"	1/2" - 13	8.75"	2.00"	10.38"	8"	2,020

## U-BOLT WITH PLATE 304 STAINLESS STEEL



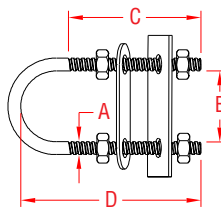
**NOTE:**  
ALL THREADS ARE UNC AND SET INCLUDES 2 NUTS.  
EXTRA NUTS AND WASHERS ARE AVAILABLE FROM STOCK.

**BULK QUANTITY OF CUSTOM SIZES  
MAY BE SPECIAL ORDERED.**

**CALL OR SEND US  
YOUR REQUIREMENTS FOR A PRICE  
AND DELIVERY SCHEDULE.**

ITEM	A	THREAD	B	C	D	PIPE	WLL
	(size)						(lb)
S0351-07010	1/4"	1/4" - 20	0.75"	0.63"	1.25"	3/8"	435
S0351-07013	1/4"	1/4" - 20	1.00"	1.00"	1.75"	1/2"	435
S0351-07020	1/4"	1/4" - 20	1.13"	1.00"	2.00"	3/4"	435
S0351-07025	1/4"	1/4" - 20	1.50"	1.38"	2.75"	1"	435
S0351-07032	1/4"	1/4" - 20	1.75"	1.38"	3.00"	1-1/4"	435
S0351-07038	1/4"	1/4" - 20	2.00"	1.38"	3.25"	1-1/2"	435
S0351-08013	5/16"	5/16" - 18	1.00"	1.38"	2.19"	1/2"	610
S0351-08026	5/16"	5/16" - 18	1.50"	1.00"	2.19"	1"	610
S0351-08032	5/16"	5/16" - 18	1.75"	1.13"	2.69"	1-1/4"	610
S0351-08038	5/16"	5/16" - 18	2.00"	1.00"	2.69"	1-1/2"	610
S0351-08050	5/16"	5/16" - 18	2.50"	1.00"	3.19"	2"	610
S0351-08065	5/16"	5/16" - 18	3.00"	1.00"	3.69"	2-1/2"	610
S0351-10013	3/8"	3/8" - 16	1.00"	1.25"	2.25"	1/2"	1,090
S0351-10020	3/8"	3/8" - 16	1.25"	1.25"	2.25"	3/4"	1,090
S0351-10025	3/8"	3/8" - 16	1.50"	1.25"	2.50"	1"	1,090
S0351-10032	3/8"	3/8" - 16	1.75"	1.25"	2.75"	1-1/4"	1,090
S0351-10038	3/8"	3/8" - 16	2.00"	1.25"	2.63"	1-1/2"	1,090
S0351-10050	3/8"	3/8" - 16	2.50"	1.25"	3.13"	2"	1,090
S0351-10065	3/8"	3/8" - 16	3.00"	1.25"	3.63"	2-1/2"	1,090
S0351-10075	3/8"	3/8" - 16	3.50"	1.25"	4.13"	3"	1,090
S0351-13065	1/2"	1/2" - 13	3.00"	1.63"	4.50"	2-1/2"	2,020
S0351-13075	1/2"	1/2" - 13	3.50"	1.50"	5.00"	3"	2,020
S0351-13090	1/2"	1/2" - 13	4.00"	1.50"	5.50"	3-1/2"	2,020
S0351-13100	1/2"	1/2" - 13	4.50"	1.50"	6.00"	4"	2,020
S0351-13125	1/2"	1/2" - 13	5.63"	2.00"	7.25"	5"	2,020
S0351-13150	1/2"	1/2" - 13	6.75"	2.00"	8.38"	6"	2,020
S0351-13200	1/2"	1/2" - 13	8.75"	2.00"	10.38"	8"	2,020

## BOW / STERN EYE 304 STAINLESS STEEL



ITEM	A	THREAD	B	C	D	PULL	WT
	(size)					(strength - lb)	(lb)
S0353-10055	3/8"	3/8" - 16	1.03"	1.13"	2.25"	3,200	0.25
S0353-10090	3/8"	3/8" - 16	1.03"	3.00"	4.00"	3,200	0.30
S0353-10115	3/8"	3/8" - 16	1.03"	4.00"	5.00"	3,200	0.40
S0353-11120	7/16"	7/16" - 14	1.50"	3.44"	5.00"	3,800	0.60
S0353-11150	7/16"	7/16" - 14	1.50"	4.50"	6.00"	3,800	0.65
S0353-13095	1/2"	1/2" - 13	1.31"	2.50"	3.87"	4,800	0.60
S0353-13120	1/2"	1/2" - 13	1.31"	3.44"	4.85"	4,800	0.70
S0353-13150	1/2"	1/2" - 13	1.31"	4.75"	6.00"	4,800	0.80
S0353-13180	1/2"	1/2" - 13	1.31"	6.00"	7.25"	4,800	0.95

**NOTE:**  
EACH U-BOLT SET INCLUDES 4 NUTS (2 STANDARD AND 2 BEVELED),  
1 BOW PLATE AND 1 STERN PLATE. THREADS ARE "UNC".



**Key:**



Made in USA



Drop Forged



Precision Machined



Wire Formed



Suncor Exclusive



Import



Precision Cast



Stamped



Load Rated



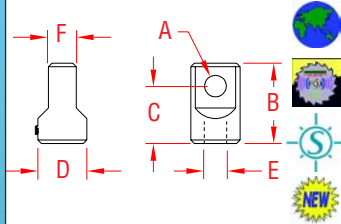
New Product

ORDERS ONLY: 800-394-2222 (USA)  
877-495-5510 (CANADA)

All logos, icons, images, measurements and descriptions are the sole property of Suncor Stainless, Inc.  
© 2013 Suncor Stainless, Inc.

## HOIST ANCHOR BASE

316 STAINLESS STEEL

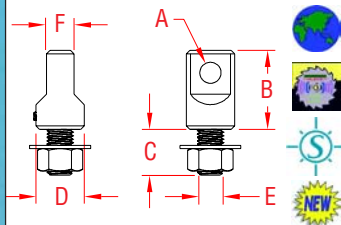


ITEM	SIZE	A	B	C	D	E	F	WLL	WT
	(nominal)					(UNC thread)		(lb)	(lb)
S0116-HB07	1/4"	0.31"	1.38"	1.00"	0.75"	3/8"-16	0.45"	1,000	0.12
S0116-HB08	5/16"	0.38"	1.63"	1.20"	0.88"	7/16"-14	0.48"	1,300	0.18
S0116-HB10	3/8"	0.44"	2.00"	1.50"	1.25"	1/2"-13	0.60"	1,500	0.46
S0116-HB12	7/16"	0.50"	2.13"	1.56"	1.38"	5/8"-11	0.65"	2,000	0.56
S0116-HB13	1/2"	0.63"	2.25"	1.59"	1.38"	3/4"-10	0.78"	3,000	0.58
S0116-HB16	5/8"	0.75"	2.67"	1.86"	1.75"	7/8"-9	1.01"	4,000	1.11
S0116-HB20	3/4"	0.88"	2.89"	2.00"	2.00"	1"-8	1.19"	6,000	1.54
S0116-HB22	7/8"	1.00"	3.50"	2.34"	2.50"	1-1/8"-7	1.39"	8,000	3.00
S0116-HB25	1"	1.13"	4.00"	2.67"	2.75"	1-1/4"-7	1.60"	10,000	4.23

**NOTE:**  
316 STAINLESS STEEL FOR MAXIMUM CORROSION RESISTANCE.  
DESIGNED FOR USE WITH STANDARD SHACKLE TYPES AND SIZES.

## ANCHOR BASE w/ STUD

316 STAINLESS STEEL

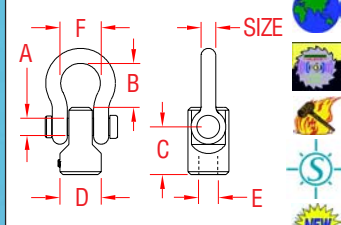


ITEM	SIZE	A	B	C	D	E	F	WLL	WT
	(nominal)					(UNC thread)		(lb)	(lb)
S0116-HC07	1/4"	0.31"	1.38"	0.64"	0.75"	3/8"-16	0.45"	1,000	0.16
S0116-HC08	5/16"	0.38"	1.63"	0.78"	0.88"	7/16"-14	0.48"	1,300	0.24
S0116-HC10	3/8"	0.44"	2.00"	0.86"	1.25"	1/2"-13	0.60"	1,500	0.54
S0116-HC12	7/16"	0.50"	2.13"	1.10"	1.38"	5/8"-11	0.65"	2,000	0.72
S0116-HC13	1/2"	0.63"	2.25"	1.32"	1.38"	3/4"-10	0.78"	3,000	0.86
S0116-HC16	5/8"	0.75"	2.67"	1.43"	1.75"	7/8"-9	1.01"	4,000	1.53
S0116-HC20	3/4"	0.88"	2.89"	1.80"	2.00"	1"-8	1.19"	6,000	2.19
S0116-HC22	7/8"	1.00"	3.50"	2.05"	2.50"	1-1/8"-7	1.39"	8,000	3.93
S0116-HC25	1"	1.13"	4.00"	2.17"	2.75"	1-1/4"-7	1.60"	10,000	5.57

**NOTE:**  
DESIGNED FOR USE WITH STANDARD SHACKLE TYPES AND SIZES. INCLUDES HOIST ANCHOR BASE, THREADED ROD, WASHER & NUT. THREADS ARE UNC.

## ANCHOR BASE w/ SHACKLE

316 STAINLESS STEEL

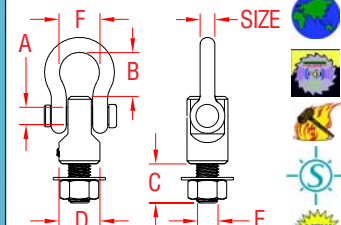


ITEM	SIZE	A	B	C	D	E	F	WLL	WT
	(nominal)					(UNC thread)		(lb)	(lb)
S0116-HD07	1/4"	0.31"	0.91"	1.00"	0.75"	3/8"-16	0.79"	1,000	0.22
S0116-HD08	5/16"	0.38"	0.99"	1.20"	0.88"	7/16"-14	0.81"	1,300	0.35
S0116-HD10	3/8"	0.44"	1.13"	1.50"	1.25"	1/2"-13	1.05"	1,500	0.78
S0116-HD12	7/16"	0.50"	1.14"	1.56"	1.38"	5/8"-11	1.14"	2,000	1.05
S0116-HD13	1/2"	0.63"	1.47"	1.59"	1.38"	3/4"-10	1.33"	3,000	1.30
S0116-HD16	5/8"	0.75"	2.00"	1.86"	1.75"	7/8"-9	1.67"	4,000	2.64
S0116-HD20	3/4"	0.88"	2.48"	2.00"	2.00"	1"-8	2.02"	6,000	3.90
S0116-HD22	7/8"	1.00"	2.78"	2.34"	2.50"	1-1/8"-7	2.24"	8,000	7.00
S0116-HD25	1"	1.13"	2.99"	2.67"	2.75"	1-1/4"-7	2.47"	10,000	9.50

**NOTE:**  
316 STAINLESS STEEL FOR MAXIMUM CORROSION RESISTANCE.  
INCLUDES HOIST ANCHOR BASE AND FIXED SHACKLE. THREADS ARE UNC.

## COMPLETE HOIST ASSEMBLY

316 STAINLESS STEEL

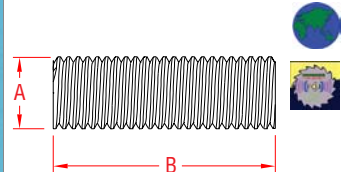


ITEM	SIZE	A	B	C	D	E	F	WLL	WT
	(nominal)					(UNC thread)		(lb)	(lb)
S0116-HF07	1/4"	0.31"	0.91"	0.64"	0.75"	3/8"-16	0.79"	1,000	0.26
S0116-HF08	5/16"	0.38"	0.99"	0.78"	0.88"	7/16"-14	0.81"	1,300	0.41
S0116-HF10	3/8"	0.44"	1.13"	0.86"	1.25"	1/2"-13	1.05"	1,500	0.86
S0116-HF12	7/16"	0.50"	1.14"	1.10"	1.38"	5/8"-11	1.14"	2,000	1.21
S0116-HF13	1/2"	0.63"	1.47"	1.32"	1.38"	3/4"-10	1.33"	3,000	1.58
S0116-HF16	5/8"	0.75"	2.00"	1.43"	1.75"	7/8"-9	1.67"	4,000	3.06
S0116-HF20	3/4"	0.88"	2.48"	1.80"	2.00"	1"-8	2.02"	6,000	4.55
S0116-HF22	7/8"	1.00"	2.78"	2.05"	2.50"	1-1/8"-7	2.24"	8,000	7.93
S0116-HF25	1"	1.13"	2.99"	2.17"	2.75"	1-1/4"-7	2.47"	10,000	10.84

**NOTE:**  
COMPLETE HOIST ASSEMBLY. INCLUDES HOIST ANCHOR BASE, FIXED SHACKLE, THREADED ROD, WASHER AND NUT. THREADS ARE UNC.

## THREADED ROD, UNC

316 STAINLESS STEEL



ITEM	A	B	THREAD	WLL	WT
	(size)			(lb)	(lb)
S0300-0007	1/4"	6 FEET	1/4"-20	475	0.76
S0300-0008	5/16"	6 FEET	5/16"-18	780	1.22
S0300-0010	3/8"	6 FEET	3/8"-16	1,160	2.30
S0300-0013	1/2"	6 FEET	1/2"-13	2,120	3.25
S0300-0016	5/8"	6 FEET	5/8"-11	3,390	5.15
S0300-0020	3/4"	6 FEET	3/4"-10	5,000	7.55
S0300-0022	7/8"	6 FEET	7/8"-9	6,930	10.26
S0300-0025	1"	6 FEET	1"-8	9,090	13.64

**NOTE:**  
RODS WITH METRIC THREAD CAN BE SUPPLIED ON SPECIAL ORDER.

LIMITED LIFETIME WARRANTY

SUNCOR STAINLESS

TEL 508-732-9191 • FAX 508-732-9798 • ORDERS ONLY 800-394-2222

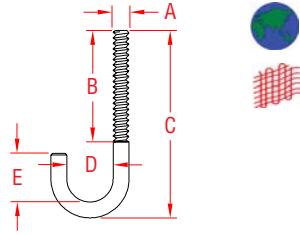
www.suncorstainless.com

# THREADED PRODUCTS

THREADED PRODUCTS

## J-BOLT

304 STAINLESS STEEL

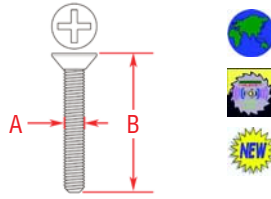


ITEM	A	B	C	D	E	WT
						(lb)
S0358-0550	3/16"	1.25"	1.88"	0.31"	0.56"	0.03
S0358-0655	7/32"	1.25"	2.13"	0.34"	0.66"	0.04
S0358-0760	1/4"	1.50"	2.31"	0.38"	0.75"	0.05
S0358-0875	5/16"	2.00"	3.00"	0.50"	0.94"	0.08
S0358-10100	3/8"	2.25"	3.75"	0.50"	1.13"	0.12
S0358-10125	3/8"	2.25"	5.00"	0.50"	1.13"	0.16
S0358-10180	3/8"	2.25"	7.00"	0.50"	1.13"	0.22
S0358-13150	1/2"	3.00"	6.00"	0.63"	1.50"	0.26

**NOTE:**  
ALL THREADS ARE STANDARD "UNC".  
FOR S0303-SERIES "UNC" RIGHT HAND NUTS, SEE PAGE 96.

## MACHINE SCREW - FLATHEAD

PHILLIPS  
316 STAINLESS STEEL

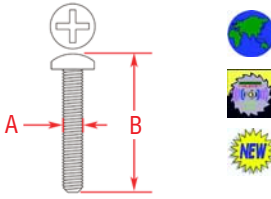


ITEM	SIZE	A	B	QTY	WT
					(lb)
<b>SMALL PACKS - POLY BAG</b>					
S0910-0538-10	#8-32	0.16"	1.50"	10	0.07
S0910-0638-8	#10-24	0.18"	1.50"	8	0.08
S0910-0725-4	1/4"-20	0.25"	1.00"	4	0.05
S0910-0750-4	1/4"-20	0.25"	2.00"	4	0.09
S0910-0845-3	5/16"-18	0.31"	1.50"	3	0.09
<b>BULK 1 LB. PACKS - PLASTIC BOX</b>					
S0910-0538-1LB	#8-32	0.16"	1.50"	1 lb (135 pcs)	1.00
S0910-0638-1LB	#10-24	0.18"	1.50"	1 lb (103 pcs)	1.00
S0910-0725-1LB	1/4"-20	0.25"	1.00"	1 lb (78 pcs)	1.00
S0910-0750-1LB	1/4"-20	0.25"	2.00"	1 lb (44 pcs)	1.00
S0910-0845-1LB	5/16"-18	0.31"	1.50"	1 lb (34 pcs)	1.00

**NOTE:** 316 STAINLESS. MATCHING WASHERS AND NUTS ARE AVAILABLE.

## MACHINE SCREW - PANHEAD

PHILLIPS  
316 STAINLESS STEEL

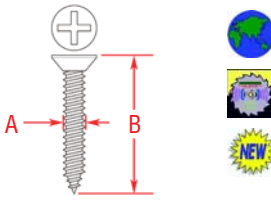


ITEM	SIZE	A	B	QTY	WT
					(lb)
<b>SMALL PACKS - POLY BAG</b>					
S0911-0750-4	1/4"-20	0.25"	2.00"	4	0.11
S0911-0850-3	5/16"-18	0.31"	2.00"	3	0.14
<b>BULK 1 LB. PACKS - PLASTIC BOX</b>					
S0911-0750-1LB	1/4"-20	0.25"	2.00"	1 lb (38 pcs)	1.00
S0911-0850-1LB	5/16"-18	0.31"	2.00"	1 lb (22 pcs)	1.00

**NOTE:**  
316 STAINLESS FOR MAXIMUM CORROSION RESISTANCE.  
MATCHING WASHERS, NUTS AND STAINLESS PHILLIPS HEAD DRIVER BITS ARE AVAILABLE.

## WOOD SCREW - FLATHEAD

PHILLIPS  
316 STAINLESS STEEL

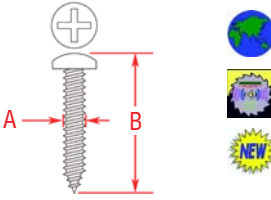


ITEM	SIZE	A	B	QTY	WT
					(lb)
<b>SMALL PACKS - POLY BAG</b>					
S0914-0538-10	#8	0.16"	1.50"	10	0.06
S0914-0638-8	#10	0.19"	1.50"	8	0.07
S0914-0750-4	#14 (1/4")	0.25"	2.00"	4	0.08
S0914-0850-3	#20 (5/16")	0.31"	2.00"	3	0.10
<b>BULK 1 LB. PACKS - PLASTIC BOX</b>					
S0914-0538-1LB	#8	0.16"	1.50"	1 lb (160 pcs)	1.00
S0914-0638-1LB	#10	0.19"	1.50"	1 lb (120 pcs)	1.00
S0914-0750-1LB	#14 (1/4")	0.25"	2.00"	1 lb (53 pcs)	1.00
S0914-0850-1LB	#20 (5/16")	0.31"	2.00"	1 lb (30 pcs)	1.00

**NOTE:** 316 STAINLESS FOR MAXIMUM CORROSION RESISTANCE.  
STAINLESS PHILLIPS HEAD DRIVER BITS ARE AVAILABLE.

## WOOD SCREW - PANHEAD

PHILLIPS  
316 STAINLESS STEEL



ITEM	SIZE	A	B	QTY	WT
					(lb)
<b>SMALL PACKS - POLY BAG</b>					
S0913-0738-4	#14 (1/4")	0.25"	1.50"	4	0.07
S0913-0838-3	#20 (5/16")	0.31"	1.50"	3	0.10
<b>BULK 1 LB. PACKS - PLASTIC BOX</b>					
S0913-0738-1LB	#14 (1/4")	0.25"	1.50"	1 lb (59 pcs)	1.00
S0913-0838-1LB	#20 (5/16")	0.31"	1.50"	1 lb (32 pcs)	1.00

**NOTE:**  
316 STAINLESS FOR MAXIMUM CORROSION RESISTANCE.  
STAINLESS PHILLIPS HEAD DRIVER BITS ARE AVAILABLE.



Key:



Made in USA



Drop Forged



Precision Machined



Wire Formed



Suncor Exclusive



Import



Precision Cast



Stamped



Load Rated



New Product

ORDERS ONLY: 800-394-2222 (USA)  
877-495-5510 (CANADA)

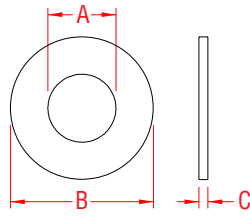
All logos, icons, images, measurements and descriptions are the sole property of Suncor Stainless, Inc.  
© 2013 Suncor Stainless, Inc.



## FLAT WASHER



**316 STAINLESS STEEL**



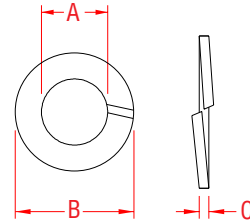
ITEM	SIZE	A	B	C	QTY	WT
<b>SMALL PACKS - POLY BAG</b>						(lb)
P0113-WA04-10	#8 (1/8")	0.13"	0.32"	0.03"	10	0.008
P0113-WA05-10	#10 (3/16")	0.21"	0.43"	0.03"	10	0.010
P0113-WA07-4	#14 (1/4")	0.29"	0.62"	0.05"	4	0.014
P0113-WA08-3	#20 (5/16")	0.36"	0.75"	0.05"	3	0.014
<b>PACKS OF 100 - PLASTIC BOX</b>						
P0113-WA04-100	#8 (1/8")	0.13"	0.32"	0.03"	100	0.07
P0113-WA05-100	#10 (3/16")	0.21"	0.43"	0.03"	100	0.11
P0113-WA07-100	#14 (1/4")	0.29"	0.62"	0.05"	100	0.35
P0113-WA08-100	#20 (5/16")	0.36"	0.75"	0.05"	100	0.44

**NOTE: 316 STAINLESS STEEL FOR MAXIMUM CORROSION RESISTANCE. COMPATIBLE FASTENERS AND NUTS ARE AVAILABLE.**

## LOCK WASHER - SPLIT



**316 STAINLESS STEEL**



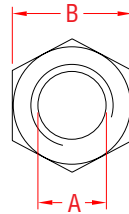
ITEM	SIZE	A	B	C	QTY	WT
<b>SMALL PACKS - POLY BAG</b>						(lb)
P0113-SW04-10	#8 (1/8")	0.13"	0.23"	0.03"	10	0.004
P0113-SW05-10	#10 (3/16")	0.20"	0.33"	0.05"	10	0.010
P0113-SW07-4	#14 (1/4")	0.26"	0.48"	0.07"	4	0.012
P0113-SW08-3	#20 (5/16")	0.33"	0.58"	0.09"	3	0.014
<b>PACKS OF 100 - PLASTIC BOX</b>						
P0113-SW04-100	#8 (1/8")	0.13"	0.23"	0.03"	100	0.05
P0113-SW05-100	#10 (3/16")	0.20"	0.33"	0.05"	100	0.10
P0113-SW07-100	#14 (1/4")	0.26"	0.48"	0.07"	100	0.24
P0113-SW08-100	#20 (5/16")	0.33"	0.58"	0.09"	100	0.43

**NOTE: 316 STAINLESS STEEL FOR MAXIMUM CORROSION RESISTANCE. COMPATIBLE FASTENERS AND NUTS ARE AVAILABLE.**

## HEX NUT - RIGHT HAND



**316 STAINLESS STEEL  
UNC**



ITEM	A	B	THREAD	QTY	WT
					(lb)
<b>SMALL PACKS - POLY BAG</b>					
S0303-0004-10	#8 (1/8")	0.34"	#8-32	10	0.03
S0303-0005-10	#10 (3/16")	0.37"	#10-24	10	0.03
S0303-0007-4	#14 (1/4")	0.43"	1/4"-20	4	0.03
S0303-0008-3	#20 (5/16")	0.49"	5/16"-18	3	0.03
<b>PACKS OF 100 - PLASTIC BOX</b>					
S0303-0004-100	#8 (1/8")	0.34"	#8-32	100	0.30
S0303-0005-100	#10 (3/16")	0.37"	#10-24	100	0.35
S0303-0007-100	#14 (1/4")	0.43"	1/4"-20	100	0.80
S0303-0008-100	#20 (5/16")	0.49"	5/16"-18	100	1.07

**NOTE: 316 STAINLESS STEEL. ALL THREADS ARE STANDARD RIGHT HAND "UNC".**

## SCREWDRIVER BITS - PHILLIPS



ITEM	SIZE	LENGTH	QTY	WT
<b>410 STAINLESS STEEL</b>				
E0101-PH02-C-2	#2	1" (25mm)	2	0.04
E0101-PHL2-C-2	#2	2" (50mm)	2	0.06
E0101-PH03-C-2	#3	1" (25mm)	2	0.04
E0101-PHL3-C-2	#3	2" (50mm)	2	0.07

**NOTE: USING STAINLESS DRIVER BITS PREVENTS CONTAMINATION OF STAINLESS SCREW HEADS. USING TYPICAL STEEL BITS CAN CAUSE STAINLESS FASTENERS TO STAIN, IF STRIPPING OCCURS DURING INSTALLATION.**

**PART NUMBERS SHOWN ARE FOR 2 PACKS. HOWEVER, BULK ORDERS ARE AVAILABLE UPON REQUEST.**

## FASTENER LUBRICANT



ITEM	SIZE	WT	
			(lb)
E0102-0000	2.5 oz	0.19	

**NOTE: CONTAINS BEESWAX. APPLY THIS SPECIAL FASTENER LUBRICANT TO ANY THREADED SURFACE TO EASE THREADING. VERY EFFECTIVE ON WOOD SCREWS TO ELIMINATE ANY STRIPPING OF SCREW HEADS AND TO SPEED INSTALLATION.**

**LIMITED LIFETIME WARRANTY**

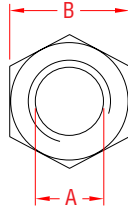
**SUNCOR STAINLESS**

TEL 508-732-9191 • FAX 508-732-9798 • ORDERS ONLY 800-394-2222

www.suncorstainless.com

## TURNBUCKLE NUTS

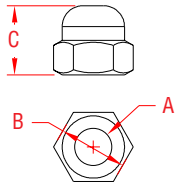
316 STAINLESS STEEL



ITEM	A	B	THREAD	WT
	(size)	(wrench)		(lb)
<b>LEFT HAND - "UNC"</b>				
S0302-0005	3/16"	0.31" 5/16"	10 - 24	.25/100
S0302-0007	1/4"	0.39" 3/8"	1/4" - 20	.42/100
S0302-0008	5/16"	0.47" 1/2"	5/16" - 18	.82/100
S0302-0010	3/8"	0.54" 9/16"	3/8" - 16	1.5/100
S0302-0013	1/2"	0.75" 3/4"	1/2" - 13	3.5/100
S0302-0016	5/8"	0.94" 15/16"	5/8" - 11	7.0/100
S0302-0020	3/4"	1.13" 1-1/8"	3/4" - 10	13.0/100
S0302-0025	1"	1.51" 1-1/2"	1" - 8	31.0/100
S0302-0028	1-1/8"	1.65" 1-5/8"	1-1/8" - 7	40.0/100
S0302-0032	1-1/4"	1.77" 1-3/4"	1-1/4" - 7	58.0/100
<b>RIGHT HAND - "UNC"</b>				
S0303-0005	3/16"	0.31" 5/16"	10 - 24	.25/100
S0303-0007	1/4"	0.44" 7/16"	1/4" - 20	.42/100
S0303-0008	5/16"	0.47" 1/2"	5/16" - 18	.82/100
S0303-0010	3/8"	0.54" 9/16"	3/8" - 16	1.5/100
S0303-0013	1/2"	0.75" 3/4"	1/2" - 13	3.5/100
S0303-0016	5/8"	0.94" 15/16"	5/8" - 11	7.0/100
S0303-0020	3/4"	1.13" 1-1/8"	3/4" - 10	13.0/100
S0303-0025	1"	1.51" 1-1/2"	1" - 8	31.0/100
S0303-0028	1-1/8"	1.65" 1-5/8"	1-1/8" - 7	40.0/100
S0303-0032	1-1/4"	1.77" 1-3/4"	1-1/4" - 7	58.0/100
<b>RIGHT HAND - METRIC</b>				
S0303-MM05	5 mm	0.31" 5/16"	M5 x 0.8	.25/100
S0303-MM06	6 mm	0.38" 3/8"	M6 x 1.0	.45/100
S0303-MM10	10 mm	0.65" 5/8"	M10 x 1.5	2.0/100
S0303-MM12	12 mm	0.74" 3/4"	M12 x 1.75	3.5/100
S0303-MM16	16 mm	0.93" 15/16"	M16 x 2.0	8.0/100
S0303-MM20	20 mm	1.17" 1-3/16"	M20 x 2.5	12.0/100
<b>LEFT HAND - STANDARD "UNF"</b>				
S0304-0005	3/16"	0.31" 5/16"	10 - 32	.25/100
S0304-0007	1/4"	0.39" 3/8"	1/4" - 28	.42/100
S0304-0008	5/16"	0.47" 1/2"	5/16" - 24	.82/100
S0304-0010	3/8"	0.54" 9/16"	3/8" - 24	1.5/100
S0304-0013	1/2"	0.75" 3/4"	1/2" - 20	3.5/100
S0304-0016	5/8"	0.94" 15/16"	5/8" - 18	7.0/100
S0304-0020	3/4"	1.09" 1-1/8"	3/4" - 16	10.0/100
<b>RIGHT HAND - STANDARD "UNF"</b>				
S0305-0005	3/16"	0.31" 5/16"	10 - 32	.25/100
S0305-0007	1/4"	0.44" 7/16"	1/4" - 28	.42/100
S0305-0008	5/16"	0.47" 1/2"	5/16" - 24	.82/100
S0305-0010	3/8"	0.54" 9/16"	3/8" - 24	1.5/100
S0305-0013	1/2"	0.75" 3/4"	1/2" - 20	3.5/100
S0305-0016	5/8"	0.94" 15/16"	5/8" - 18	7.0/100
S0305-0020	3/4"	1.09" 1-1/8"	3/4" - 16	10.0/100

## ACORN NUT

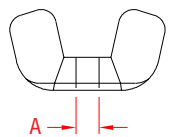
316 STAINLESS STEEL  
UNC



ITEM	A	B	C	THREAD	WT
	(size)	(wrench)			(lb)
S0306-0005	3/16"	0.38" 3/8"	0.42"	10 - 24	.48/100
S0306-0007	1/4"	0.44" 7/16"	0.47"	1/4" - 20	.93/100
S0306-0008	5/16"	0.56" 9/16"	0.53"	5/16" - 18	1.7/100
S0306-0010	3/8"	0.63" 5/8"	0.63"	3/8" - 16	4.0/100
S0306-0012	7/16"	0.63" 5/8"	0.72"	7/16" - 13	7.5/100
S0306-0013	1/2"	0.75" 3/4"	0.81"	1/2" - 13	8.0/100
S0306-0016	5/8"	1.00" 1"	0.98"	5/8" - 11	15.0/100
S0306-0020	3/4"	1.06" 1-1/16"	1.19"	3/4" - 10	35.0/100

## WING NUT

304 STAINLESS STEEL



ITEM	A	THREAD	WT
	(size)		(lb)
S0301-0005	3/16"	10 - 24	0.01
S0301-0007	1/4"	1/4" - 20	0.02
S0301-0008	5/16"	5/16" - 18	0.04
S0301-0010	3/8"	3/8" - 16	0.08
S0301-0013	1/2"	1/2" - 13	0.13
S0301-0016	5/8"	5/8" - 11	0.20

**NOTE:**  
**HEAVY DUTY, PRECISION CAST WING NUT.**  
**ALL THREADS ARE STANDARD "UNC".**



Key:



Made in USA



Drop Forged



Precision Machined



Wire Formed



Suncor Exclusive



Import



Precision Cast



Stamped



Load Rated



New Product

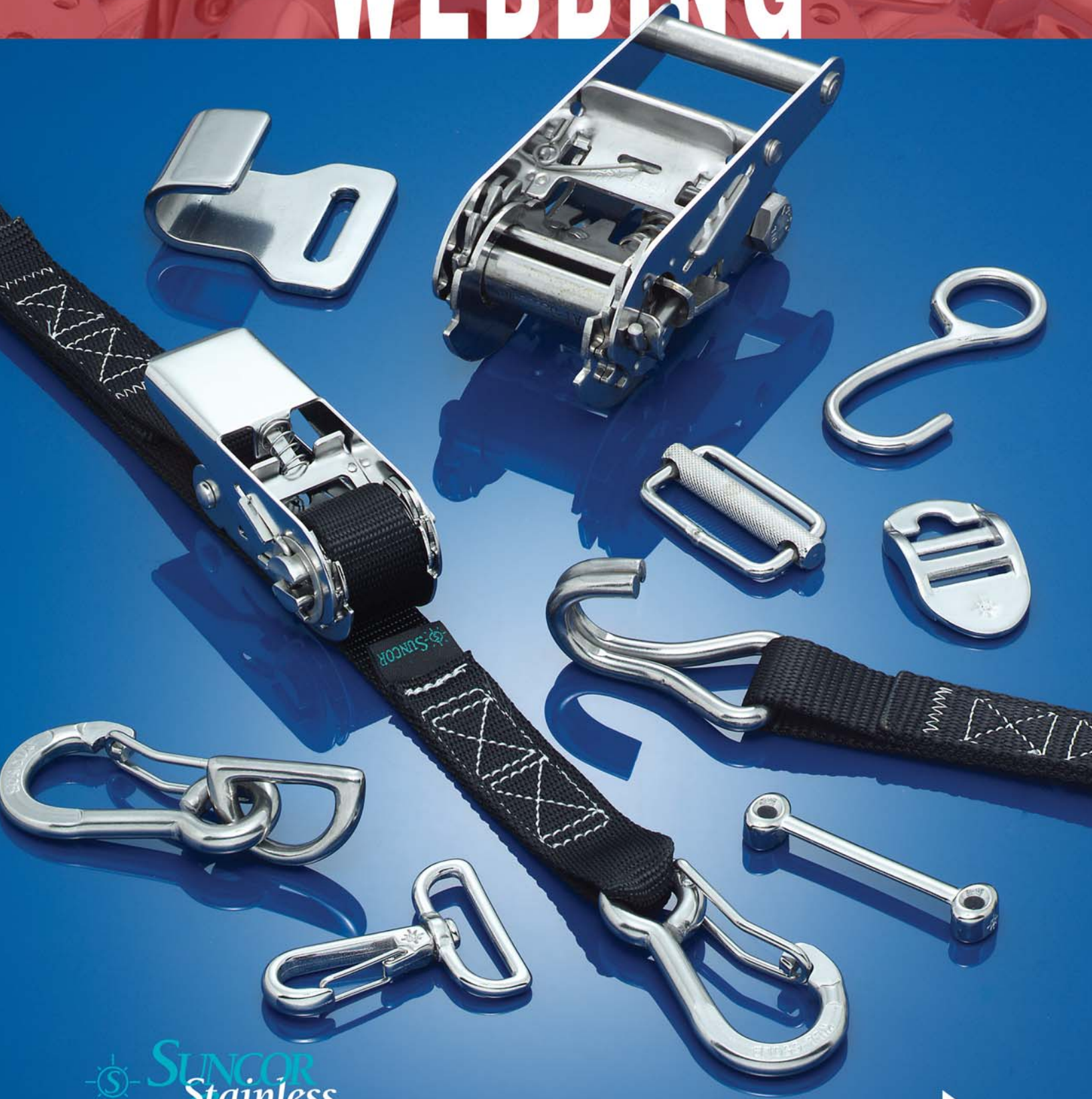
ORDERS ONLY: 800-394-2222 (USA)  
877-495-5510 (CANADA)

All logos, icons, images, measurements and descriptions are the sole property of Suncor Stainless, Inc.  
© 2013 Suncor Stainless, Inc.



SUNCOR STAINLESS, INC.


# WEBBING



[www.suncorstainless.com](http://www.suncorstainless.com)



## RATCHET ASSEMBLY W/ CLIPS 304 AND 316 STAINLESS STEEL & WEBBING



## RATCHET ASSEMBLY W/ "J" HOOKS 304 STAINLESS STEEL & WEBBING



### ITEM WEBBING LENGTH LENGTH CLIPS WLL WT

	(width)	(overall)	(fixed end)	(part #)	(lb)	(lb)
<b>BLACK</b>						
S0201-0325	1"	3'	12"	S0172-0080	350	0.86
S0201-0425	1"	4'	12"	S0172-0080	350	0.89
S0201-0525	1"	5'	12"	S0172-0080	350	0.92
S0201-0625	1"	6'	12"	S0172-0080	350	0.95
S0201-1025	1"	10'	12"	S0172-0080	350	1.05
S0201-1225	1"	12'	12"	S0172-0080	350	1.11
S0201-1625	1"	16'	12"	S0172-0080	350	1.23
S0201-2025	1"	20'	12"	S0172-0080	350	1.35
S0201-2525	1"	25'	12"	S0172-0080	350	1.50
<b>BLUE</b>						
S0201-0325-B	1"	3'	12"	S0172-0080	350	0.86
S0201-0425-B	1"	4'	12"	S0172-0080	350	0.89
S0201-0525-B	1"	5'	12"	S0172-0080	350	0.92
S0201-0625-B	1"	6'	12"	S0172-0080	350	0.95
S0201-1025-B	1"	10'	12"	S0172-0080	350	1.05
S0201-1225-B	1"	12'	12"	S0172-0080	350	1.11
S0201-1625-B	1"	16'	12"	S0172-0080	350	1.23
S0201-2025-B	1"	20'	12"	S0172-0080	350	1.35
<b>WHITE</b>						
S0201-0525-W	1"	5'	12"	S0172-0080	350	0.92
S0201-1025-W	1"	10'	12"	S0172-0080	350	1.05
S0201-2025-W	1"	20'	12"	S0172-0080	350	1.35

**NOTE:**  
INFORMATION ON SO201-0025 RATCHET BUCKLE CAN BE FOUND ON PAGE 102 FOR INFORMATION ON SO172-0080 HARNESS CLIP SEE PAGE 60.

<b>BLACK</b>						
S0203-0338	1-1/2"	3'	14"	S0172-0100	1,100	2.38
S0203-0438	1-1/2"	4'	14"	S0172-0100	1,100	2.42
S0203-0538	1-1/2"	5'	14"	S0172-0100	1,100	2.46
S0203-0638	1-1/2"	6'	14"	S0172-0100	1,100	2.50
S0203-1038	1-1/2"	10'	14"	S0172-0100	1,100	2.66
S0203-1238	1-1/2"	12'	14"	S0172-0100	1,100	2.74
S0203-1638	1-1/2"	16'	14"	S0172-0100	1,100	2.90
S0203-2038	1-1/2"	20'	14"	S0172-0100	1,100	3.06
<b>BLUE</b>						
S0203-0338-B	1-1/2"	3'	14"	S0172-0100	1,100	2.38
S0203-0438-B	1-1/2"	4'	14"	S0172-0100	1,100	2.42
S0203-0538-B	1-1/2"	5'	14"	S0172-0100	1,100	2.46
S0203-0638-B	1-1/2"	6'	14"	S0172-0100	1,100	2.50
S0203-1038-B	1-1/2"	10'	14"	S0172-0100	1,100	2.66
S0203-1238-B	1-1/2"	12'	14"	S0172-0100	1,100	2.74
S0203-1638-B	1-1/2"	16'	14"	S0172-0100	1,100	2.90
S0203-2038-B	1-1/2"	20'	14"	S0172-0100	1,100	3.06

**NOTE:**  
INFORMATION ON SO203-HD38 RATCHET BUCKLE CAN BE FOUND ON PAGE 102. FOR INFORMATION ON SO172-0100 HARNESS CLIP SEE PAGE 60.

<b>BLACK</b>						
S0204-0350	2"	3'	17"	S0172-0120	1,540	3.72
S0204-0450	2"	4'	17"	S0172-0120	1,540	3.78
S0204-0550	2"	5'	17"	S0172-0120	1,540	3.84
S0204-0650	2"	6'	17"	S0172-0120	1,540	3.90
S0204-1050	2"	10'	17"	S0172-0120	1,540	4.13
S0204-1250	2"	12'	17"	S0172-0120	1,540	4.25
S0204-1650	2"	16'	17"	S0172-0120	1,540	4.49
S0204-2050	2"	20'	17"	S0172-0120	1,540	4.73
<b>BLUE</b>						
S0204-0350-B	2"	3'	17"	S0172-0120	1,540	3.72
S0204-0450-B	2"	4'	17"	S0172-0120	1,540	3.78
S0204-0550-B	2"	5'	17"	S0172-0120	1,540	3.84
S0204-0650-B	2"	6'	17"	S0172-0120	1,540	3.90
S0204-1050-B	2"	10'	17"	S0172-0120	1,540	4.13
S0204-1250-B	2"	12'	17"	S0172-0120	1,540	4.25
S0204-1650-B	2"	16'	17"	S0172-0120	1,540	4.49
S0204-2050-B	2"	20'	17"	S0172-0120	1,540	4.73

**NOTE:**  
INFORMATION ON SO204-HD50 RATCHET BUCKLE CAN BE FOUND ON PAGE 102. FOR INFORMATION ON SO172-0120 HARNESS CLIP SEE PAGE 60.

### ITEM WEBBING LENGTH LENGTH HOOKS WLL WT

	(width)	(overall)	(fixed end)	(part #)	(lb)	(lb)
<b>BLACK</b>						
S0201-JJ03	1"	3'	12"	S0211-0025	400	0.86
S0201-JJ04	1"	4'	12"	S0211-0025	400	0.89
S0201-JJ05	1"	5'	12"	S0211-0025	400	0.92
S0201-JJ06	1"	6'	12"	S0211-0025	400	0.95
S0201-JJ10	1"	10'	12"	S0211-0025	400	1.05
S0201-JJ12	1"	12'	12"	S0211-0025	400	1.11
S0201-JJ16	1"	16'	12"	S0211-0025	400	1.23
S0201-JJ20	1"	20'	12"	S0211-0025	400	1.35
<b>BLUE</b>						
S0201-JJ03-B	1"	3'	12"	S0211-0025	400	0.86
S0201-JJ04-B	1"	4'	12"	S0211-0025	400	0.89
S0201-JJ05-B	1"	5'	12"	S0211-0025	400	0.92
S0201-JJ06-B	1"	6'	12"	S0211-0025	400	0.95
S0201-JJ10-B	1"	10'	12"	S0211-0025	400	1.05
S0201-JJ12-B	1"	12'	12"	S0211-0025	400	1.11
S0201-JJ16-B	1"	16'	12"	S0211-0025	400	1.23
S0201-JJ20-B	1"	20'	12"	S0211-0025	400	1.35

**NOTE:**  
INFORMATION ON SO201-0025 RATCHET BUCKLE CAN BE FOUND ON PAGE 102. FOR INFORMATION ON SO211-0025 "J" HOOKS SEE PAGE 103.

<b>BLACK</b>						
S0203-JJ03	1-1/2"	3'	14"	S0211-0038	1,000	2.38
S0203-JJ04	1-1/2"	4'	14"	S0211-0038	1,000	2.42
S0203-JJ05	1-1/2"	5'	14"	S0211-0038	1,000	2.46
S0203-JJ06	1-1/2"	6'	14"	S0211-0038	1,000	2.50
S0203-JJ10	1-1/2"	10'	14"	S0211-0038	1,000	2.66
S0203-JJ12	1-1/2"	12'	14"	S0211-0038	1,000	2.74
S0203-JJ16	1-1/2"	16'	14"	S0211-0038	1,000	2.90
S0203-JJ20	1-1/2"	20'	14"	S0211-0038	1,000	3.06
<b>BLUE</b>						
S0203-JJ03-B	1-1/2"	3'	14"	S0211-0038	1,000	2.38
S0203-JJ04-B	1-1/2"	4'	14"	S0211-0038	1,000	2.42
S0203-JJ05-B	1-1/2"	5'	14"	S0211-0038	1,000	2.46
S0203-JJ06-B	1-1/2"	6'	14"	S0211-0038	1,000	2.50
S0203-JJ10-B	1-1/2"	10'	14"	S0211-0038	1,000	2.66
S0203-JJ12-B	1-1/2"	12'	14"	S0211-0038	1,000	2.74
S0203-JJ16-B	1-1/2"	16'	14"	S0211-0038	1,000	2.90
S0203-JJ20-B	1-1/2"	20'	14"	S0211-0038	1,000	3.06

**NOTE:**  
INFORMATION ON SO203-HD38 RATCHET BUCKLE CAN BE FOUND ON PAGE 102. FOR INFORMATION ON SO211-0038 "J" HOOKS SEE PAGE 103.

<b>BLACK</b>						
S0204-JJ03	2"	3'	17"	S0211-0050	1,500	3.72
S0204-JJ04	2"	4'	17"	S0211-0050	1,500	3.78
S0204-JJ05	2"	5'	17"	S0211-0050	1,500	3.84
S0204-JJ06	2"	6'	17"	S0211-0050	1,500	3.90
S0204-JJ10	2"	10'	17"	S0211-0050	1,500	4.13
S0204-JJ12	2"	12'	17"	S0211-0050	1,500	4.25
S0204-JJ16	2"	16'	17"	S0211-0050	1,500	4.49
S0204-JJ20	2"	20'	17"	S0211-0050	1,500	4.73
<b>BLUE</b>						
S0204-JJ03-B	2"	3'	17"	S0211-0050	1,500	3.72
S0204-JJ04-B	2"	4'	17"	S0211-0050	1,500	3.78
S0204-JJ05-B	2"	5'	17"	S0211-0050	1,500	3.84
S0204-JJ06-B	2"	6'	17"	S0211-0050	1,500	3.90
S0204-JJ10-B	2"	10'	17"	S0211-0050	1,500	4.13
S0204-JJ12-B	2"	12'	17"	S0211-0050	1,500	4.25
S0204-JJ16-B	2"	16'	17"	S0211-0050	1,500	4.49
S0204-JJ20-B	2"	20'	17"	S0211-0050	1,500	4.73

**NOTE:**  
INFORMATION ON SO204-HD50 RATCHET BUCKLE CAN BE FOUND ON PAGE 102. FOR INFORMATION ON SO211-0050 "J" HOOKS SEE PAGE 103.



Key:

Made in USA	Drop Forged	Precision Machined	Wire Formed	Suncor Exclusive
Import	Precision Cast	Stamped	Load Rated	New Product

ORDERS ONLY: 800-394-2222 (USA)  
877-495-5510 (CANADA)

All logos, icons, images, measurements and descriptions are the sole property of Suncor Stainless, Inc. © 2013 Suncor Stainless, Inc.

## RATCHET ASSEMBLY W/ "S" HOOKS 304 AND 316 STAINLESS STEEL & WEBBING



## RATCHET ASSEMBLY W/ FLAT HOOKS 304 STAINLESS STEEL & WEBBING



### ITEM WEBBING LENGTH LENGTH HOOKS WLL WT

	(width)	(overall)	(fixed end)	(part #)	(lb)	(lb)
<b>BLACK</b>						
S0201-SS03	1"	3'	12"	S0212-0025	200	0.80
S0201-SS04	1"	4'	12"	S0212-0025	200	0.83
S0201-SS05	1"	5'	12"	S0212-0025	200	0.85
S0201-SS06	1"	6'	12"	S0212-0025	200	0.87
S0201-SS10	1"	10'	12"	S0212-0025	200	0.99
S0201-SS12	1"	12'	12"	S0212-0025	200	1.05
S0201-SS16	1"	16'	12"	S0212-0025	200	1.17
S0201-SS20	1"	20'	12"	S0212-0025	200	1.29

<b>BLUE</b>						
S0201-SS03-B	1"	3'	12"	S0212-0025	200	0.80
S0201-SS04-B	1"	4'	12"	S0212-0025	200	0.83
S0201-SS05-B	1"	5'	12"	S0212-0025	200	0.85
S0201-SS06-B	1"	6'	12"	S0212-0025	200	0.87
S0201-SS10-B	1"	10'	12"	S0212-0025	200	0.99
S0201-SS12-B	1"	12'	12"	S0212-0025	200	1.05
S0201-SS16-B	1"	16'	12"	S0212-0025	200	1.17
S0201-SS20-B	1"	20'	12"	S0212-0025	200	1.29

**NOTE:**  
INFORMATION ON S0201-0025 RATCHET BUCKLE CAN BE FOUND ON PAGE 102. FOR INFORMATION ON S0212-0025 "S" WEB HOOKS SEE PAGE 103.

<b>BLACK</b>						
S0203-SS03	1-1/2"	3'	14"	S0212-0038	300	2.30
S0203-SS04	1-1/2"	4'	14"	S0212-0038	300	2.34
S0203-SS05	1-1/2"	5'	14"	S0212-0038	300	2.38
S0203-SS06	1-1/2"	6'	14"	S0212-0038	300	2.42
S0203-SS10	1-1/2"	10'	14"	S0212-0038	300	2.58
S0203-SS12	1-1/2"	12'	14"	S0212-0038	300	2.66
S0203-SS16	1-1/2"	16'	14"	S0212-0038	300	2.82
S0203-SS20	1-1/2"	20'	14"	S0212-0038	300	2.98

<b>BLUE</b>						
S0203-SS03-B	1-1/2"	3'	14"	S0212-0038	300	2.30
S0203-SS04-B	1-1/2"	4'	14"	S0212-0038	300	2.34
S0203-SS05-B	1-1/2"	5'	14"	S0212-0038	300	2.38
S0203-SS06-B	1-1/2"	6'	14"	S0212-0038	300	2.42
S0203-SS10-B	1-1/2"	10'	14"	S0212-0038	300	2.58
S0203-SS12-B	1-1/2"	12'	14"	S0212-0038	300	2.66
S0203-SS16-B	1-1/2"	16'	14"	S0212-0038	300	2.82
S0203-SS20-B	1-1/2"	20'	14"	S0212-0038	300	2.98

**NOTE:**  
INFORMATION ON S0203-HD38 RATCHET BUCKLE CAN BE FOUND ON PAGE 102. FOR INFORMATION ON S0212-0038 "S" WEB HOOKS SEE PAGE 103.

<b>BLACK</b>						
S0204-SS03	2"	3'	17"	S0212-0050	400	3.60
S0204-SS04	2"	4'	17"	S0212-0050	400	3.66
S0204-SS05	2"	5'	17"	S0212-0050	400	3.72
S0204-SS06	2"	6'	17"	S0212-0050	400	3.78
S0204-SS10	2"	10'	17"	S0212-0050	400	4.01
S0204-SS12	2"	12'	17"	S0212-0050	400	4.13
S0204-SS16	2"	16'	17"	S0212-0050	400	4.37
S0204-SS20	2"	20'	17"	S0212-0050	400	4.61

<b>BLUE</b>						
S0204-SS03-B	2"	3'	17"	S0212-0050	400	3.60
S0204-SS04-B	2"	4'	17"	S0212-0050	400	3.66
S0204-SS05-B	2"	5'	17"	S0212-0050	400	3.72
S0204-SS06-B	2"	6'	17"	S0212-0050	400	3.78
S0204-SS10-B	2"	10'	17"	S0212-0050	400	4.01
S0204-SS12-B	2"	12'	17"	S0212-0050	400	4.13
S0204-SS16-B	2"	16'	17"	S0212-0050	400	4.37
S0204-SS20-B	2"	20'	17"	S0212-0050	400	4.61

**NOTE:**  
INFORMATION ON S0204-HD50 RATCHET BUCKLE CAN BE FOUND ON PAGE 102. FOR INFORMATION ON S0212-0050 "S" WEB HOOKS SEE PAGE 103.



### ITEM WEBBING LENGTH LENGTH HOOKS WLL WT

	(width)	(overall)	(fixed end)	(part #)	(lb)	(lb)
<b>BLACK</b>						
S0201-FH03	1"	3'	12"	S0210-0025	350	0.62
S0201-FH04	1"	4'	12"	S0210-0025	350	0.65
S0201-FH05	1"	5'	12"	S0210-0025	350	0.68
S0201-FH06	1"	6'	12"	S0210-0025	350	0.71
S0201-FH10	1"	10'	12"	S0210-0025	350	0.81
S0201-FH12	1"	12'	12"	S0210-0025	350	0.87
S0201-FH16	1"	16'	12"	S0210-0025	350	0.99
S0201-FH20	1"	20'	12"	S0210-0025	350	1.11

<b>BLUE</b>						
S0201-FH03-B	1"	3'	12"	S0210-0025	350	0.62
S0201-FH04-B	1"	4'	12"	S0210-0025	350	0.65
S0201-FH05-B	1"	5'	12"	S0210-0025	350	0.68
S0201-FH06-B	1"	6'	12"	S0210-0025	350	0.71
S0201-FH10-B	1"	10'	12"	S0210-0025	350	0.81
S0201-FH12-B	1"	12'	12"	S0210-0025	350	0.87
S0201-FH16-B	1"	16'	12"	S0210-0025	350	0.99
S0201-FH20-B	1"	20'	12"	S0210-0025	350	1.11

**NOTE:**  
INFORMATION ON S0201-0025 RATCHET BUCKLE CAN BE FOUND ON PAGE 102. FOR INFORMATION ON S0210-0025 FLAT WEB HOOKS SEE PAGE 103.

<b>BLACK</b>						
S0203-FH03	1-1/2"	3'	14"	S0210-0038	1,000	2.66
S0203-FH04	1-1/2"	4'	14"	S0210-0038	1,000	2.70
S0203-FH05	1-1/2"	5'	14"	S0210-0038	1,000	2.74
S0203-FH06	1-1/2"	6'	14"	S0210-0038	1,000	2.78
S0203-FH10	1-1/2"	10'	14"	S0210-0038	1,000	2.94
S0203-FH12	1-1/2"	12'	14"	S0210-0038	1,000	3.02
S0203-FH16	1-1/2"	16'	14"	S0210-0038	1,000	3.18
S0203-FH20	1-1/2"	20'	14"	S0210-0038	1,000	3.34

<b>BLUE</b>						
S0203-FH03-B	1-1/2"	3'	14"	S0210-0038	1,000	2.66
S0203-FH04-B	1-1/2"	4'	14"	S0210-0038	1,000	2.70
S0203-FH05-B	1-1/2"	5'	14"	S0210-0038	1,000	2.74
S0203-FH06-B	1-1/2"	6'	14"	S0210-0038	1,000	2.78
S0203-FH10-B	1-1/2"	10'	14"	S0210-0038	1,000	2.94
S0203-FH12-B	1-1/2"	12'	14"	S0210-0038	1,000	3.02
S0203-FH16-B	1-1/2"	16'	14"	S0210-0038	1,000	3.18
S0203-FH20-B	1-1/2"	20'	14"	S0210-0038	1,000	3.34

**NOTE:**  
INFORMATION ON S0203-HD38 RATCHET BUCKLE CAN BE FOUND ON PAGE 102. FOR INFORMATION ON S0210-0038 FLAT WEB HOOKS SEE PAGE 103.

<b>BLACK</b>						
S0204-FH03	2"	3'	17"	S0210-0050	1,500	3.54
S0204-FH04	2"	4'	17"	S0210-0050	1,500	3.60
S0204-FH05	2"	5'	17"	S0210-0050	1,500	3.66
S0204-FH06	2"	6'	17"	S0210-0050	1,500	3.72
S0204-FH10	2"	10'	17"	S0210-0050	1,500	3.95
S0204-FH12	2"	12'	17"	S0210-0050	1,500	4.07
S0204-FH16	2"	16'	17"	S0210-0050	1,500	4.31
S0204-FH20	2"	20'	17"	S0210-0050	1,500	4.55

<b>BLUE</b>						
S0204-FH03-B	2"	3'	17"	S0210-0050	1,500	3.54
S0204-FH04-B	2"	4'	17"	S0210-0050	1,500	3.60
S0204-FH05-B	2"	5'	17"	S0210-0050	1,500	3.66
S0204-FH06-B	2"	6'	17"	S0210-0050	1,500	3.72
S0204-FH10-B	2"	10'	17"	S0210-0050	1,500	3.95
S0204-FH12-B	2"	12'	17"	S0210-0050	1,500	4.07
S0204-FH16-B	2"	16'	17"	S0210-0050	1,500	4.31
S0204-FH20-B	2"	20'	17"	S0210-0050	1,500	4.55

**NOTE:**  
INFORMATION ON S0204-HD50 RATCHET BUCKLE CAN BE FOUND ON PAGE 102. FOR INFORMATION ON S0210-0050 FLAT WEB HOOKS SEE PAGE 103.



## OVER-CENTER ASSEMBLY W/ CLIPS

304 AND 316 STAINLESS STEEL & WEBBING



ITEM	WEBBING LENGTH		CLIPS	WLL	WT	
	(width)	(overall)				(fixed end)
<b>BLACK</b>						
S0207-0325	1"	3'	12"	S0172-0080	300	0.55
S0207-0425	1"	4'	12"	S0172-0080	300	0.58
S0207-0525	1"	5'	12"	S0172-0080	300	0.61
S0207-0625	1"	6'	12"	S0172-0080	300	0.64
S0207-1025	1"	10'	12"	S0172-0080	300	0.75
S0207-1225	1"	12'	12"	S0172-0080	300	0.81
S0207-1625	1"	16'	12"	S0172-0080	300	0.93
S0207-2025	1"	20'	12"	S0172-0080	300	1.05
<b>BLUE</b>						
S0207-0325-B	1"	3'	12"	S0172-0080	300	0.55
S0207-0425-B	1"	4'	12"	S0172-0080	300	0.58
S0207-0525-B	1"	5'	12"	S0172-0080	300	0.61
S0207-0625-B	1"	6'	12"	S0172-0080	300	0.64
S0207-1025-B	1"	10'	12"	S0172-0080	300	0.75
S0207-1225-B	1"	12'	12"	S0172-0080	300	0.81
S0207-1625-B	1"	16'	12"	S0172-0080	300	0.93
S0207-2025-B	1"	20'	12"	S0172-0080	300	1.05
<b>BLACK</b>						
S0207-0350	2"	3'	17"	S0172-0120	600	2.24
S0207-0450	2"	4'	17"	S0172-0120	600	2.28
S0207-0550	2"	5'	17"	S0172-0120	600	2.32
S0207-0650	2"	6'	17"	S0172-0120	600	2.36
S0207-1050	2"	10'	17"	S0172-0120	600	2.53
S0207-1250	2"	12'	17"	S0172-0120	600	2.61
S0207-1650	2"	16'	17"	S0172-0120	600	2.77
S0207-2050	2"	20'	17"	S0172-0120	600	2.93
<b>BLUE</b>						
S0207-0350-B	2"	3'	17"	S0172-0120	600	2.24
S0207-0450-B	2"	4'	17"	S0172-0120	600	2.28
S0207-0550-B	2"	5'	17"	S0172-0120	600	2.32
S0207-0650-B	2"	6'	17"	S0172-0120	600	2.36
S0207-1050-B	2"	10'	17"	S0172-0120	600	2.53
S0207-1250-B	2"	12'	17"	S0172-0120	600	2.61
S0207-1650-B	2"	16'	17"	S0172-0120	600	2.77
S0207-2050-B	2"	20'	17"	S0172-0120	600	2.93

**NOTE:**  
INFORMATION ON S0207-0050 OVER-CENTER BUCKLE,  
PAGE 102 AND S0172-0120 HARNESS CLIPS, PAGE 60.



## HANGING or STRAP KIT #1

304 and 316 STAINLESS STEEL & WEBBING



ITEM	WEBBING LENGTH		CLIP	WLL	WT
	(width)	(overall)			
S0236-0000	1"	48"	S0220-0025	70	0.20

**NOTE:**  
THIS KIT INCLUDES 48" OF 1" WEBBING WITH A BIMINI  
CLIP, ONE FIXED THREADING PLATE FOR ADJUSTMENT  
AND A WELDED "D" RING. SEE PAGE 104 FOR BIMINI CLIP  
PART S0220-0025 AND THREADED PLATE S0215-0025.



## HANGING or STRAP KIT #2

304 and 316 STAINLESS STEEL & WEBBING



ITEM	WEBBING LENGTH		CLIP	WLL	WT
	(width)	(overall)			
S0236-0001	1"	48"	S0221-0025	130	0.24

**NOTE:**  
THIS KIT INCLUDES 48" OF 1" WEBBING WITH A SWIVEL  
CLIP, ONE FIXED THREADING PLATE FOR ADJUSTMENT  
AND A WELDED "D" RING. SEE PAGE 104 FOR SWIVEL CLIP  
PART S0221-0025 AND THREADED PLATE S0215-0025.



## HANGING or STRAP KIT #3

304 and 316 STAINLESS STEEL & WEBBING



ITEM	WEBBING LENGTH		CLIP	WLL	WT
	(width)	(overall)			
S0236-0002	1"	48"	S0221-0025	130	0.26

**NOTE:**  
THIS KIT INCLUDES 48" OF 1" WEBBING WITH  
A SWIVEL CLIP AND THE STAR ADJUSTER.  
SEE PAGE 105 FOR STAR ADJUSTER S0217-0025  
AND PAGE 104 FOR THREADING PLATE S0215-0025.



**Key:**




ORDERS ONLY: 800-394-2222 (USA)  
877-495-5510 (CANADA)

All logos, icons, images, measurements and descriptions are the sole property of Suncor Stainless, Inc.  
© 2013 Suncor Stainless, Inc.



## COVER TIE-DOWN KIT 316 STAINLESS STEEL & WEBBING



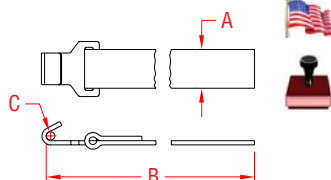
ITEM	WEBBING LENGTH (width)	HOOKS (overall)	WLL (lb)	WT (lb)	
S0280-0004	1"	4'	S0212-0025	170	0.48
S0280-0008	1"	8'	S0212-0025	170	0.64
S0280-0012	1"	12'	S0212-0025	170	0.80
S0280-0016	1"	16'	S0212-0025	170	0.96

**NOTE:**  
TOTAL STRAP LENGTH IS DIVIDED INTO TWO STRAPS  
WITH A WELDED "S" HOOK ON THE END OF EACH.

## WEBBING WITH FLAT HOOK



### 304 STAINLESS STEEL & WEBBING



ITEM	A (width)	B (length)	C	WLL (lb)	WT (lb)
S0233-0002	1"	24"	0.25"	350	0.12
S0233-0005	1"	60"	0.25"	350	0.24

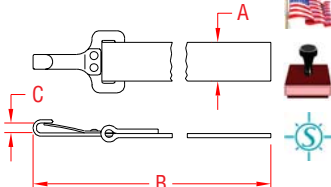
**NOTE:**  
OTHER WEBBING LENGTHS ARE AVAILABLE ON SPECIAL ORDER.  
WEBBING IS HIGH QUALITY NYLON. FLAT HOOKS ARE ITEM  
S0210-0025. FOR MORE SPECIFICATIONS, SEE PRODUCT ON PAGE 103.



## WEBBING WITH BIMINI CLIP



### 304 STAINLESS STEEL & WEBBING



ITEM	A (width)	B (length)	C	WLL (lb)	WT (lb)
S0234-0004	1"	48"	0.20"	70	0.13

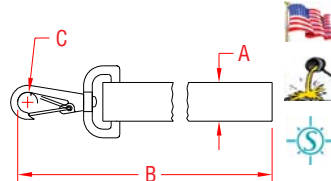
**NOTE:**  
OTHER WEBBING LENGTHS ARE AVAILABLE ON SPECIAL ORDER.  
WEBBING IS HIGH QUALITY NYLON. BIMINI HOOKS ARE ITEM  
S0220-0025. FOR MORE SPECIFICATIONS, SEE PRODUCT ON PAGE 104.



## WEBBING WITH SWIVEL CLIP



### 304 STAINLESS STEEL & WEBBING



ITEM	A (width)	B (length)	C	WLL (lb)	WT (lb)
S0235-0004	1"	48"	0.41"	130	0.18

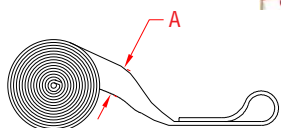
**NOTE:**  
OTHER WEBBING LENGTHS ARE AVAILABLE ON SPECIAL ORDER.  
WEBBING IS HIGH QUALITY NYLON. SWIVEL HOOKS ARE ITEM  
S0221-0025. FOR MORE SPECIFICATIONS, SEE PRODUCT ON PAGE 104.



## WEBBING WITH SEWN LOOP



### WEBBING



ITEM	A	LENGTH	WLL (lb)	WT (lb)
S0232-0002	1"	24"	1,000	0.08
S0232-0003	1"	36"	1,000	0.12
S0232-0004	1"	48"	1,000	0.16

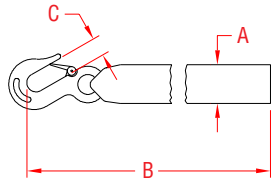
**NOTE:**  
OTHER WEBBING LENGTH OR WIDTH COMBINATIONS ARE AVAILABLE  
ON SPECIAL ORDER. WEBBING IS HIGH QUALITY NYLON.



## WEBBING AND HOOK




**316 STAINLESS STEEL & WEBBING**



ITEM	A	B	C	HOOK	WLL	WT
S0270-2050	2"	20 FT.	0.70"	S0454-0008	(lb) 1,600	(lb) 1.25

**NOTE:**  
THIS ASSEMBLY IS OFFERED AS A REPLACEMENT OR AN UPGRADE FOR WINCHES USING WEBBING AND HOOK COMBINATIONS. OTHER LENGTHS OF WEBBING ARE AVAILABLE ON SPECIAL ORDER.  
WEBBING IS HIGH QUALITY NYLON. HOOK (S0454-0008 ON PAGE 56) IS FORGED STAINLESS STEEL.



## TRAILER WINCH

304 / 410 STAINLESS STEEL



ITEM	LENGTH	WIDTH	HEIGHT	WLL	WT
	(size)			(lb)	(lb)
C0270-0001	7.25"	4.25"	6.00"	1,200	5.60

**NOTE:**  
RATCHET LEVER CAN BE SET TO FORWARD, NEUTRAL OR REVERSE. MEASURED WITHOUT HANDLE INSTALLED.

C0270-2001	WINCH WITH STRAP AND HOOK				6.89
------------	---------------------------	--	--	--	------

**NOTE:**  
WINCH AS ABOVE WITH WEBBING AND HOOK INCLUDED. ASSEMBLY IS WINCH, AN INSTALLED 20' WEB STRAP AND A FORGED EYE HOOK. REPLACEMENT STRAPS SOLD SEPARATELY: S0270-2050.

## RATCHET BUCKLE

304 STAINLESS STEEL



ITEM	WEBBING WIDTH	LENGTH	HEIGHT	WLL	WT
	(width)			(lb)	(lb)
S0201-0025	1"	1.50"	4.53"	1.57"	350 0.45
<b>HEAVY DUTY</b>					
S0203-HD38	1-1/2"	2.48"	5.87"	2.36"	1,320 1.60
S0204-HD50	2"	3.00"	6.54"	2.44"	1,670 2.18

**NOTE:**  
EACH RATCHET BUCKLE CHANGES IN APPEARANCE. THE HANDLE GETS BIGGER AS THE SIZE INCREASES. RATCHET BUCKLES HAVE DUAL LOCKS.  
HD MODELS ALSO FEATURE PATENTED "HANDLE DOWN" LOCK. RATCHET BUCKLES OFFER THE TIGHTEST GRIP AND THE EASIEST ADJUSTMENT.

## OVER-CENTER BUCKLE

304 STAINLESS STEEL

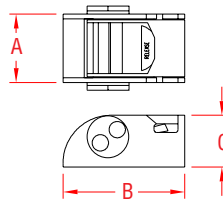


ITEM	WEBBING WIDTH	LENGTH	HEIGHT	WLL	WT
				(lb)	(lb)
S0207-0025	1"	1.39"	3.69"	0.74"	300 0.14
S0207-0050	2"	2.45"	7.16"	1.06"	600 0.57

**NOTE:**  
GOOD GRIP. COMES WITH THREADING DIRECTIONS. S0207-0050 OVER-CENTER BUCKLE CAN BE SURFACE MOUNTED.

## MINI OVER-CENTER BUCKLE

304 STAINLESS STEEL



ITEM	WEBBING	A	B	C	WLL	WT
		(width)	(length)	(height)	(lb)	(lb)
S0207-0026	1"	1.43"	2.56"	1.06"	400	0.33

**NOTE:**  
MOST COMPACT STAINLESS OVER-CENTER BUCKLE AVAILABLE ON THE MARKET. IDEAL FOR BOAT COVER TIE-DOWNS AND MANY OTHER USES.



**Key:**



Made in USA



Drop Forged



Precision Machined



Wire Formed



Suncor Exclusive



Import



Precision Cast



Stamped



Load Rated



New Product

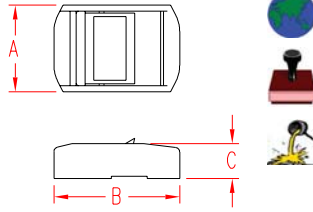
ORDERS ONLY: 800-394-2222 (USA)  
877-495-5510 (CANADA)

All logos, icons, images, measurements and descriptions are the sole property of Suncor Stainless, Inc.  
© 2013 Suncor Stainless, Inc.

## CAM BUCKLE



**316 STAINLESS STEEL**



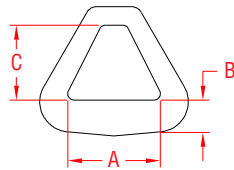
ITEM	WEBBING	A	B	C	WLL	WT
		(width)	(length)	(height)	(lb)	(lb)
S0205-0025	1"	1.19"	1.74"	0.48"	100	0.10

**NOTE:**  
CAM BUCKLE USED FOR LIGHT-DUTY WEBBING APPLICATIONS.

## DELTA OR HARNESS LINK



**304 STAINLESS STEEL**



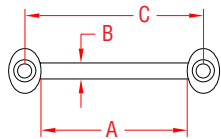
ITEM	A	B	C	WLL	WT
	(size)			(lb)	(lb)
S0213-0050	2"	0.55"	1.90"	1,200	0.21

**NOTE:**  
MATERIAL THICKNESS IS 0.20"  
WORKING LOADS ARE BASED ON "A" LENGTH BEING USED IN FULL AND NOT UNDER POINT OR SHOCK LOAD.

## FOOTMAN'S LOOP



**316 STAINLESS STEEL**



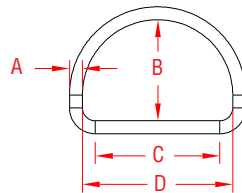
ITEM	A	B	C	FAST.	WLL	WT
	(size)				(lb)	(lb)
S0224-0025	1"	0.24"	1.48"	#8 Screws	400	0.04
S0224-0050	2"	0.24"	2.48"	#8 Screws	400	0.05

**NOTE:**  
CAN BE USED HORIZONTALLY OR VERTICALLY. PATENTED, "NO SNAG" DESIGN. USE FLAT HOOK S0210-0025 TO ATTACH WEBBING OR SLIP THE WEBBING WITH SEWN LOOP (S0232-SERIES, PAGE 101) OVER THE FITTING BEFORE TIGHTENING ATTACHMENT.  
REFERENCE "FASTENER MATCHING CHART" (PAGE 154) FOR COMPATIBLE FASTENERS.

## "D" RING



**316 STAINLESS STEEL**



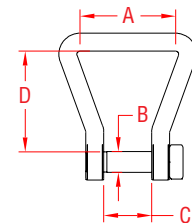
ITEM	A	B	C	D	WLL	WT
	(size)				(lb)	(lb)
S0139-X325	1/8"	0.88"	1.00"	1.25"	100	0.01
S0139-X525	3/16"	1.06"	1.00"	1.38"	300	0.04
S0139-X540	3/16"	1.31"	1.50"	1.88"	300	0.05
S0139-X625	1/4"	1.25"	1.00"	1.50"	500	0.06
S0139-X640	1/4"	1.50"	1.50"	2.00"	500	0.08
S0139-X650	1/4"	1.75"	2.00"	2.50"	500	0.10
S0139-X850	5/16"	1.94"	2.00"	2.62"	800	0.18
S0139-X865	5/16"	2.19"	2.50"	3.12"	800	0.22
S0139-X875	5/16"	2.44"	3.00"	3.62"	800	0.24

**NOTE:**  
WORKING LOADS ARE BASED ON "C" LENGTH BEING USED IN FULL BY WEBBING, AND NOT UNDER POINT OR SHOCK LOAD.

## WEBBING SHACKLE




**316 STAINLESS STEEL**



ITEM	A	B	C	D	WLL	WT
	(size)				(lb)	(lb)
S0231-0025	1"	0.19"	0.33"	1.14"	200	0.03

**NOTE:**  
PATENTED "NO SNAG" DESIGN. CAN BE USED IN COMBINATION WITH WALL CLIP S0230-0000 ON PAGE 105; PIN FITS THROUGH HOLE IN CLIP. USE WITH FLAT WEB HOOK (SHOWN BELOW) OR WITH WEBBING WITH SEWN LOOP (S0232-SERIES) ON PAGE 101. COMPATIBLE WITH SWIVEL PAD EYE.



**LIMITED LIFETIME WARRANTY**

**SUNCOR STAINLESS**

TEL 508-732-9191 • FAX 508-732-9798 • ORDERS ONLY 800-394-2222

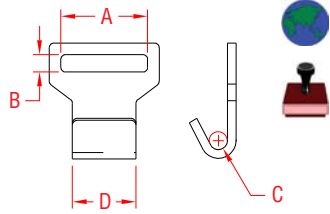
www.suncorstainless.com



## FLAT WEB HOOK



304 STAINLESS STEEL



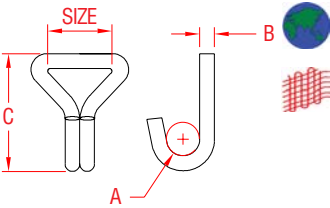
ITEM	SIZE	A	B	C	D	WLL	WT
						(lb)	(lb)
S0210-0025	1"	1.24"	0.13"	0.25"	0.94"	350	0.04
S0210-0038	1-1/2"	1.56"	0.28"	0.63"	1.70"	1,000	0.44
S0210-0050	2"	1.97"	0.30"	0.63"	1.70"	1,500	0.43

**NOTE:**  
USE TO ATTACH TO TRAILER FRAME OR S0210-0025 TO FOOTMAN'S LOOP (S0224-SERIES) ON PAGE 103.

## DOUBLE "J" WEB HOOK



304 STAINLESS STEEL

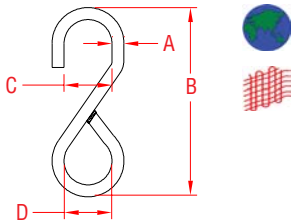


ITEM	SIZE	A	B	C	WLL	WT
					(lb)	(lb)
S0211-0025	1"	0.78"	0.27"	2.77"	400	0.15
S0211-0038	1-1/2"	0.78"	0.38"	3.44"	1,000	0.40
S0211-0050	2"	0.78"	0.38"	3.44"	1,500	0.41

## WELDED "S" WEB HOOK



316 STAINLESS STEEL



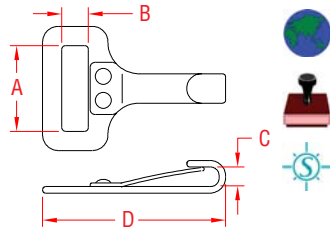
ITEM	SIZE	A	B	C	D	WLL	WT
						(lb)	(lb)
S0212-0025	1"	0.25"	3.50"	1.00"	1.00"	200	0.12
S0212-0038	1-1/2"	0.31"	4.50"	1.50"	1.50"	300	0.22
S0212-0050	2"	0.38"	6.18"	2.00"	2.00"	400	0.46

**NOTE:**  
QUALITY "S" HOOK IS WELDED TO PREVENT WEBBING FROM SLIPPING THROUGH. BULK ORDERS OF OTHER SIZES OR TYPES MAY BE PLACED ON SPECIAL ORDER.

## FIXED BIMINI CLIP



304 STAINLESS STEEL



ITEM	A	B	C	D	WLL	WT
	(size)				(lb)	(lb)
S0220-0025	1"	0.23"	0.20"	1.94"	70	0.03

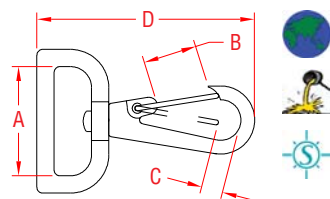
**NOTE:**  
SEE COMBINATIONS ON PAGE 100 AND 101 FOR READY-MADE ASSEMBLIES.



## SWIVEL WEB CLIP



304 STAINLESS STEEL



ITEM	A	B	C	D	WLL	WT
	(size)				(lb)	(lb)
S0221-0025	1"	0.63"	0.32"	2.56"	130	0.07
S0221-0038	1-1/2"	0.63"	0.32"	2.63"	130	0.08
S0221-0050	2"	0.63"	0.32"	2.71"	130	0.10

**NOTE:**  
NEW "SLIMLINE" BAIL FOR WEBBING. SPECIAL TORSION SPRING GATE FOR LONGER LIFE. COMBINATION POSSIBLE WITH STAR ADJUSTER™ (S0217-0025, PAGE 105).

SEE COMBINATIONS ON PAGE 100 AND 101 FOR READY-MADE ASSEMBLIES.



Key:



Made in USA



Drop Forged



Precision Machined



Wire Formed



Suncor Exclusive



Import



Precision Cast



Stamped



Load Rated



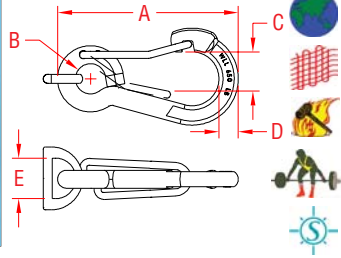
New Product

ORDERS ONLY: 800-394-2222 (USA)  
877-495-5510 (CANADA)

All logos, icons, images, measurements and descriptions are the sole property of Suncor Stainless, Inc. © 2013 Suncor Stainless, Inc.

## HARNESS CLIP WITH D RING

316 STAINLESS STEEL



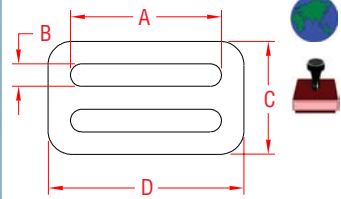
ITEM	A	B	C	D	E	WLL	WT
	(size)					(lb)	(lb)
S0223-8025	3-1/4"	0.52"	0.56"	0.31"	1.00"	650	0.20

**NOTE:**  
"D" RING IS FORGED, AND CLIPS ARE FORMED WITH FORGED END AND STAMPED WITH WLL.



## FIXED THREADING PLATE

304 STAINLESS STEEL

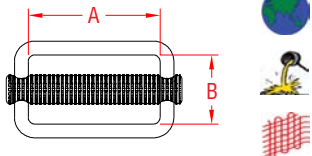


ITEM	A	B	C	D	WLL	WT
	(size)				(lb)	(lb)
S0215-0025	1"	0.15"	0.95"	1.38"	150	0.03
S0215-0038	1-1/2"	0.24"	1.18"	2.04"	200	0.05
S0215-0050	2"	0.25"	1.25"	2.50"	250	0.07
S0215-L050	2"	0.17"	0.87"	2.36"	100	0.04

**NOTE:**  
HIGH QUALITY THREADING PLATE MADE FROM THICK STAINLESS PLATE.  
L050 IS NARROW TYPE PLATE (NOT SHOWN) FOR LIGHTER DUTY.

## ADJUSTABLE SLIDE

304 STAINLESS STEEL

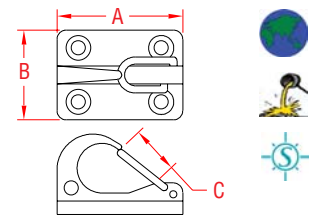


ITEM	A	B	WLL	WT
	(size)		(lb)	(lb)
S0216-0025	1"	0.76"	350	0.05
S0216-0045	1-3/4"	0.97"	400	0.12
S0216-0050	2"	0.90"	500	0.14

**NOTE:**  
FEATURES KNURLED BAR, FREE SLIDING FROM SIDE TO SIDE INSIDE A HIGH QUALITY, WELDED RECTANGLE. SEW WEBBING ON WELDED SIDE AND USE OTHER SIDE FOR ADJUSTMENT.

## WALL OR CEILING CLIP

316 STAINLESS STEEL



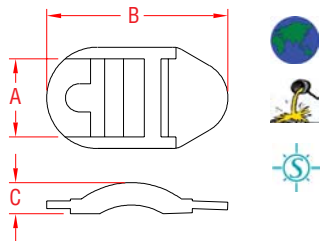
ITEM	A	B	C	FAST.	WLL	WT
	(length)				(lb)	(lb)
S0230-0000	1.77"	1.25"	0.26"	# 10 Screws	350	0.14

**NOTE:**  
HAS SPECIAL HOLE TO ALLOW COMBINATION WITH WEBBING SHACKLE (S0231-0025) ON PAGE 103. CLIP CAN ALSO BE USED WITH OTHER TIE-DOWN COMPONENTS TO SECURE LARGER OBJECTS SUCH AS HOSES, ROPES, CANOES, ETC.  
SEE RATCHET BUCKLES AND OUR LINE OF WEBBING/TIE-DOWN HARDWARE IN THIS SECTION.  
REFERENCE "FASTENER MATCHING CHART" (PAGE 154) FOR COMPATIBLE FASTENERS.



## STAR ADJUSTER™

316 STAINLESS STEEL



ITEM	A	B	C	WLL	WT
	(size)		(height)	(lb)	(lb)
S0217-0025	1"	2.41"	0.42"	500	0.09

**NOTE:**  
HIGHEST QUALITY ADJUSTER FEATURES TEETH ON BACK TO SECURELY HOLD WEBBING. ROUND RECESS WILL ACCEPT SWIVEL WEB CLIP S0221-0025, PAGE 104.  
FOR READY-MADE ASSEMBLY, SEE ITEM C0237-0000 BELOW.



**LIMITED LIFETIME WARRANTY**

**SUNCOR STAINLESS**

TEL 508-732-9191 • FAX 508-732-9798 • ORDERS ONLY 800-394-2222

www.suncorstainless.com

## DOUBLE JACKLINE W/ CLIP



### 316 STAINLESS STEEL & WEBBING

**KIT INCLUDES:**

- 1 - Heavy-Duty Harness Clip
- 2 - Lengths of Webbing



ITEM	LENGTH	WEBBING	CLIP	WLL	WT
		(width)	(part #)	(lb)	(lb)
<b>BLUE JACKLINE - NYLON TUBULAR WEBBING</b>					
C0240-0035-B	35'	1"	S0172-0100	1,200	2.65
C0240-0045-B	45'	1"	S0172-0100	1,200	2.86
C0240-0055-B	55'	1"	S0172-0100	1,200	3.07
<b>NOTE:</b> SUNCOR'S NEW JACKLINE KIT COMBINES THE STRENGTH OF OUR HIGH QUALITY TUBULAR WEBBING WITH THE DURABILITY OF OUR 316 STAINLESS STEEL HEAVY DUTY HARNESS CLIPS. FOR MORE INFORMATION ON THE S0172-0100 HARNESS CLIPS, REFER TO PAGE 60.					

## DOUBLE JACKLINE W/ CLIP



### 316 STAINLESS STEEL & WEBBING

**KIT INCLUDES:**

- 1 - Heavy-Duty Harness Clip
- 2 - Lengths of Webbing



ITEM	LENGTH	WEBBING	CLIP	WLL	WT
		(width)	(part #)	(lb)	(lb)
<b>ORANGE JACKLINE - NYLON WEBBING</b>					
C0240-0035-O	35'	1"	S0172-0100	1,200	3.79
C0240-0045-O	45'	1"	S0172-0100	1,200	4.79
C0240-0055-O	55'	1"	S0172-0100	1,200	5.79
<b>NOTE:</b> SUNCOR'S NEW JACKLINE KIT COMBINES THE STRENGTH OF OUR HIGH QUALITY WEBBING WITH THE DURABILITY OF OUR 316 STAINLESS STEEL HEAVY DUTY HARNESS CLIPS. FOR MORE INFORMATION ON THE S0172-0100 HARNESS CLIPS, REFER TO PAGE 60.					

## SINGLE JACKLINE W/ CLIP



### 316 STAINLESS STEEL & WEBBING

**KIT INCLUDES:**

- 1 - Heavy-Duty Harness Clip
- 1 - Length of Webbing



ITEM	LENGTH	WEBBING	CLIP	WLL	WT
		(width)	(part #)	(lb)	(lb)
<b>BLUE JACKLINE - NYLON TUBULAR WEBBING</b>					
C0240-0035-H-B	35'	1"	S0172-0100	1,200	1.48
C0240-0045-H-B	45'	1"	S0172-0100	1,200	1.58
C0240-0055-H-B	55'	1"	S0172-0100	1,200	1.69
<b>NOTE:</b> SUNCOR'S NEW JACKLINE KIT COMBINES THE STRENGTH OF OUR HIGH QUALITY TUBULAR WEBBING WITH THE DURABILITY OF OUR 316 STAINLESS STEEL HEAVY DUTY HARNESS CLIPS. FOR MORE INFORMATION ON THE S0172-0100 HARNESS CLIPS, REFER TO PAGE 60.					

## SINGLE JACKLINE W/ CLIP



### 316 STAINLESS STEEL & WEBBING

**KIT INCLUDES:**

- 1 - Heavy-Duty Harness Clip
- 1 - Length of Webbing



ITEM	LENGTH	WEBBING	CLIP	WLL	WT
		(width)	(part #)	(lb)	(lb)
<b>ORANGE JACKLINE - NYLON WEBBING</b>					
C0240-0035-H-O	35'	1"	S0172-0100	1,200	2.05
C0240-0045-H-O	45'	1"	S0172-0100	1,200	2.55
C0240-0055-H-O	55'	1"	S0172-0100	1,200	3.05
<b>NOTE:</b> SUNCOR'S NEW JACKLINE KIT COMBINES THE STRENGTH OF OUR HIGH QUALITY WEBBING WITH THE DURABILITY OF OUR 316 STAINLESS STEEL HEAVY DUTY HARNESS CLIPS. FOR MORE INFORMATION ON THE S0172-0100 HARNESS CLIPS, REFER TO PAGE 60.					

## SINGLE JACKLINE W/ LOOP WEBBING



**KIT INCLUDES:**

- 1 - Length of Webbing with Sewn Loop



ITEM	LENGTH	WEBBING	WLL	WT
		(width)	(lb)	(lb)
<b>BLUE JACKLINE - NYLON TUBULAR WEBBING</b>				
C0240-0035-L-B	35'	1"	1,200	1.19
C0240-0045-L-B	45'	1"	1,200	1.29
C0240-0055-L-B	55'	1"	1,200	1.40
<b>NOTE:</b> SUNCOR'S NEW JACKLINE KIT FEATURES BLUE NYLON TUBULAR WEBBING WITH A SEWN LOOP IN A VARIETY OF LENGTHS. KITS ARE SUPPLIED IN A DURABLE CARRYING CASE, PERFECT FOR STOWING SUPPLIES AND TOOLS.				



**Key:**



ORDERS ONLY: 800-394-2222 (USA)  
877-495-5510 (CANADA)

All logos, icons, images, measurements and descriptions are the sole property of Suncor Stainless, Inc.  
© 2013 Suncor Stainless, Inc.



## SINGLE JACKLINE W/ LOOP



### WEBBING

#### KIT INCLUDES:

1 - Length of Webbing with Sewn Loop



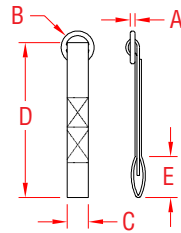
ITEM	LENGTH	WEBBING (width)	WLL (lb)	WT (lb)
<b>ORANGE JACKLINE - NYLON WEBBING</b>				
C0240-0035-L-O	35'	1"	1,200	1.77
C0240-0045-L-O	45'	1"	1,200	2.27
C0240-0055-L-O	55'	1"	1,200	2.77

**NOTE:**  
SUNCOR'S NEW JACKLINE KIT FEATURES SAFETY ORANGE NYLON WEBBING WITH A SEWN LOOP IN A VARIETY OF LENGTHS. KITS ARE SUPPLIED IN A DURABLE CARRYING CASE, PERFECT FOR STOWING SUPPLIES AND TOOLS.

## SKI TOW TIE-DOWN



### 316 STAINLESS STEEL & WEBBING



ITEM	COLOR	A	B	C	D	E	WT (lb)
S0238-BK06	BLACK	0.19"	1.38"	1.00"	7.00"	2.00"	0.08
S0238-WH06	WHITE	0.19"	1.38"	1.00"	7.00"	2.00"	0.11
S0238-OR06	ORANGE	0.19"	1.38"	1.00"	7.00"	2.00"	0.11
S0238-BL06	BLUE	0.19"	1.38"	1.00"	7.00"	2.00"	0.08

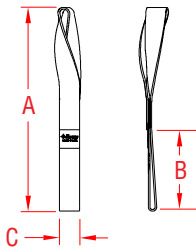
**NOTE:**  
DESIGNED FOR SECURING JET SKIS WITH BOW AND TRANSOM EYES TO TRAILER. INSERT THE WEBBING END THROUGH EYE PROVIDING A LOOP TO CLIP YOUR TIE-DOWNS TO. SEWN-IN STAINLESS RING SITS FLUSH ON TOP OF EYES.



## STRAP-IT




### WEBBING



ITEM	A (size)	B	C	WLL (lb)	WT (lb)
S0239-0001	10"	4.00"	1.00"	1,000	0.05
S0239-0002	13"	5.50"	1.00"	1,000	0.07
S0239-0003	16"	7.00"	1.00"	1,000	0.08

**NOTE:**  
ADD A STRAP-IT WHEN A POINT OF ATTACHMENT IS NEEDED. QUICK AND EASY TO INSTALL. A SIMPLE WAY OF PROVIDING A LOOP TO CLIP ONTO, WHILE SECURING YOUR GEAR OR YOUR SAFETY. WEBBING PROTECTS THE OBJECT THAT IT IS WRAPPED AROUND FROM SCRATCHING.



## TIDY STRAP

### 316 STAINLESS STEEL & WEBBING



ITEM	A (size)	B (length)	WLL (lb)	WT (lb)
S0237-0000-C	1"	48"	350	0.38


**NOTE:**  
END OF WEBBING IS SECURED TO WALL & CEILING CLIP (S0230-0000, PAGE 105) USING SUNCOR'S WEBBING SHACKLE (S0231-0025, PAGE 103).

ASSEMBLY UTILIZES HIGHEST QUALITY ADJUSTER (PAGE 105), WHICH FEATURES TEETH ON BACK TO SECURELY HOLD WEBBING. ADJUSTER CLIPS INTO THE WALL & CEILING CLIP ABOVE. WLL IS FOR ASSEMBLY ONLY AND EXCLUDES FASTENERS.

REFERENCE "FASTENER MATCHING CHART" (PAGE 154) FOR COMPATIBLE FASTENERS.



### 3 Easy Steps



Loop Around

Clip

Pull

**LIMITED LIFETIME WARRANTY**

**SUNCOR STAINLESS**

TEL 508-732-9191 • FAX 508-732-9798 • ORDERS ONLY 800-394-2222

www.suncorstainless.com

SUNCOR STAINLESS, INC.

# PAD EYES



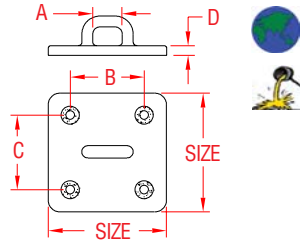
 SUNCOR  
Stainless



## HEAVY DUTY SQUARE PAD EYE



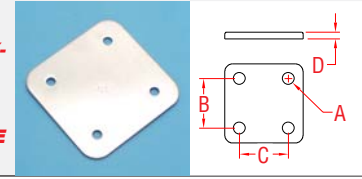
**316 STAINLESS STEEL**



ITEM	SIZE	A	B	C	D	WLL	WT
S3704-0000	3"	0.94"	2.00"	2.00"	0.25"	(lb) 3,000	(lb) 0.66
<b>HD SQUARE BACKPLATE (304 STAINLESS STEEL)</b>							
S3704-0001	3"	1/4"	2.00"	2.00"	0.10"	N/A	0.28

**NOTE:**  
HEAVY DUTY, ONE PIECE PRECISION CASTING, WITHOUT WELDS. FOR MAXIMUM LOAD DISTRIBUTION USE HD BACKPLATE. USE 1/4" FASTENERS.

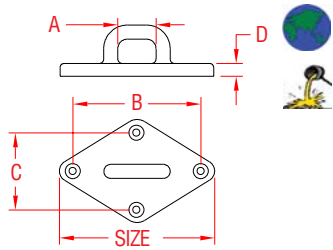
**REFERENCE "FASTENER MATCHING CHART" (PAGE 156) FOR COMPATIBLE FASTENERS.**



## HEAVY DUTY DIAMOND PAD EYE



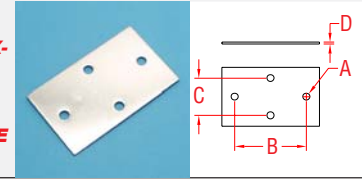
**316 STAINLESS STEEL**



ITEM	SIZE	A	B	C	D	WLL	FAST.	WT
S3702-0000	3-1/4"	0.76"	2.37"	1.23"	0.26"	(lb) 2,000	(lb) 1/4"	(lb) 0.30
S3703-0000	4"	1.00"	3.00"	1.56"	0.28"	3,000	5/16"	0.49
<b>HD DIAMOND BACKPLATE (304 STAINLESS STEEL)</b>								
S3703-0001	4"	5/16"	3.00"	1.56"	0.06"			0.17

**NOTE:**  
HEAVY DUTY, ONE PIECE PRECISION CASTING, WITHOUT WELDS. FOR MAXIMUM LOAD DISTRIBUTION USE HD BACKPLATE.

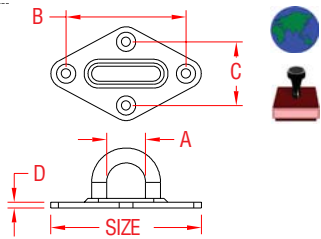
**REFERENCE "FASTENER MATCHING CHART" (PAGE 156) FOR COMPATIBLE FASTENERS.**



## STAMPED DIAMOND PAD EYE



**304 STAINLESS STEEL**



ITEM	SIZE	A	B	C	D	FAST.	WT
S3703-1002	3-1/4"	0.97"	2.57"	1.34"	0.12"	7/32"	(lb) 0.18

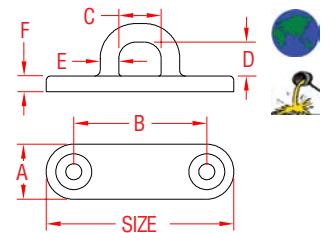
**NOTE:**  
STAMPED AND WELDED CONSTRUCTION.

**REFERENCE "FASTENER MATCHING CHART" (PAGE 156) FOR COMPATIBLE FASTENERS.**

## HEAVY DUTY OBLONG PAD EYE



**316 STAINLESS STEEL**



ITEM	SIZE	A	B	C	D	E	F	WLL	WT
S3705-X001	3"	0.85"	2.12"	0.63"	0.53"	0.31"	0.24"	(lb) 1,000	(lb) 0.15
S3705-X002	3-1/2"	1.24"	2.65"	0.76"	0.60"	0.37"	0.26"	1,500	0.29
S3705-X003	4"	1.42"	3.04"	0.88"	0.68"	0.37"	0.28"	2,000	0.44

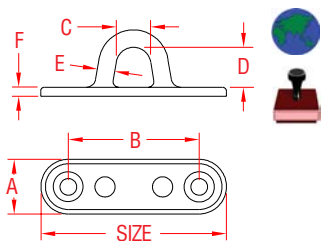
**NOTE:**  
HEAVY DUTY ONE PIECE PRECISION CASTING WITHOUT WELDS.

**REFERENCE "FASTENER MATCHING CHART" (PAGE 156) FOR COMPATIBLE FASTENERS.**

## OBLONG PAD EYE



**304 STAINLESS STEEL**



ITEM	SIZE	A	B	C	D	E	F	WLL	WT
S3705-0005	1-3/4"	0.63"	1.50"	0.51"	0.55"	0.19"	0.14"	(lb) 450	(lb) 0.04
S3705-0006	2-1/2"	0.75"	1.80"	0.63"	0.73"	0.23"	0.14"	500	0.06
S3705-0008	3-1/4"	1.01"	2.20"	0.90"	0.84"	0.31"	0.19"	600	0.14
S3705-0010	4"	1.28"	2.50"	1.11"	0.91"	0.35"	0.20"	800	0.23

**STAMPED BACKPLATE FOR S3705-SERIES PAD EYES.**

S3706-0005 1-3/4"  
S3706-0006 2-1/2"  
S3706-0008 3-1/4"  
S3706-0010 4"

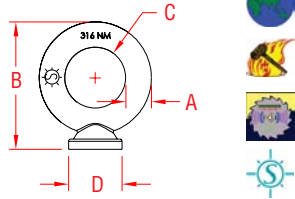
**NOTE:**  
REFERENCE "FASTENER MATCHING CHART" (PAGE 156) FOR COMPATIBLE FASTENERS.





## PAD EYE

316-NM STAINLESS STEEL

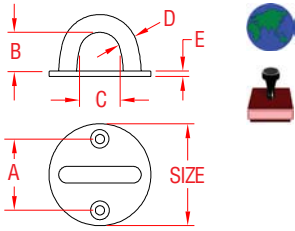


ITEM	A	B	C	D	WT
	(size)				(lb)
S0324-0005	3/16"	1.06"	0.50"	0.38"	0.04
S0324-0007	1/4"	1.31"	0.63"	0.56"	0.06
S0324-0008	5/16"	1.56"	0.75"	0.63"	0.10
S0324-0010	3/8"	2.00"	1.00"	0.86"	0.19
S0324-0013	1/2"	2.50"	1.25"	1.00"	0.38
S0324-0016	5/8"	3.25"	1.50"	1.38"	0.87
S0324-0020	3/4"	3.78"	1.75"	1.80"	1.52

**NOTE:**  
WLL IS DEPENDENT ON QUALITY OF THE WELDING AND ATTACHED STRUCTURE. PAD EYES HAVE FORGED MARKINGS OF 316-NM AND SIZE. UNDERSIDE IS MACHINED FOR PERFECT SEATING.

## ROUND PAD EYE

304 STAINLESS STEEL

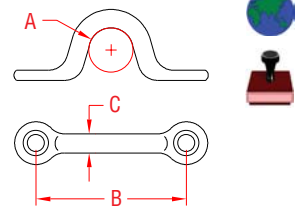


ITEM	SIZE	A	B	C	D	E	WLL	WT
	(diameter)						(lb)	(lb)
S3707-0005	1-5/16"	0.75"	0.50"	0.65"	0.19"	0.09"	480	0.05
S3707-0006	1-5/8"	0.91"	0.67"	0.78"	0.23"	0.12"	500	0.08
S3707-0008	2"	1.17"	0.86"	0.97"	0.30"	0.12"	600	0.15

**NOTE:**  
STAMPED AND WELDED CONSTRUCTION.  
REFERENCE "FASTENER MATCHING CHART" (PAGE 156)  
FOR COMPATIBLE FASTENERS.

## PAD EYE

304 STAINLESS STEEL

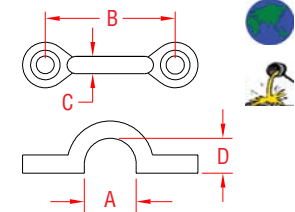


ITEM	SIZE	A	B	C	WLL	WT
	(max. diameter)				(lb)	(lb)
S3719-0004	5/32"	0.46"	1.25"	0.15"	300	0.01
S3719-0005	3/16"	0.56"	1.57"	0.19"	400	0.02
S3719-0006	1/4"	0.63"	1.75"	0.23"	500	0.03
S3719-0008	5/16"	0.63"	1.95"	0.31"	600	0.06

**NOTE:**  
ROUND CROSS-SECTION PREVENTS CHAFE OF ROPE.  
REFERENCE "FASTENER MATCHING CHART" (PAGE 156-157)  
FOR COMPATIBLE FASTENERS.

## HEAVY DUTY PAD EYE

316 STAINLESS STEEL

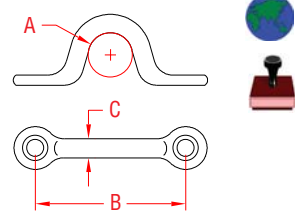


ITEM	SIZE	A	B	C	D	WLL	WT
					(max. diameter)	(lb)	(lb)
S3719-1005	5/8"	0.63"	1.40"	0.19"	0.39"	350	0.03

**NOTE:**  
ITEM IS CAST. ROUND BAR PREVENTS CHAFE OF ROPE.  
REFERENCE "FASTENER MATCHING CHART" (PAGE 157)  
FOR COMPATIBLE FASTENERS.

## PAD EYE

304 STAINLESS STEEL



ITEM	SIZE	A	B	C	WLL	WT
	(max. diameter)				(lb)	(lb)
S3710-0010	3/8"	0.42"	1.25"	0.18"	220	0.01
S3710-0015	1/2"	0.52"	1.40"	0.25"	230	0.02
S3710-0020	3/4"	0.78"	1.70"	0.29"	350	0.03
S3710-0028	15/16"	0.93"	2.50"	0.25"	250	0.03
S3710-0032	1-1/8"	1.12"	2.62"	0.29"	400	0.05

**NOTE:**  
SIZE IS THE MAXIMUM INSIDE DIAMETER.  
REFERENCE "FASTENER MATCHING CHART" (PAGE 156)  
FOR COMPATIBLE FASTENERS.



Key:



Made in USA



Drop Forged



Precision Machined



Wire Formed



Suncor Exclusive



Import



Precision Cast



Stamped



Load Rated



New Product

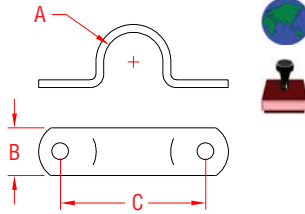
ORDERS ONLY: 800-394-2222 (USA)  
877-495-5510 (CANADA)

All logos, icons, images, measurements and descriptions are the sole property of Suncor Stainless, Inc.  
© 2013 Suncor Stainless, Inc.

## 2 HOLE EYE STRAP



**304 STAINLESS STEEL**



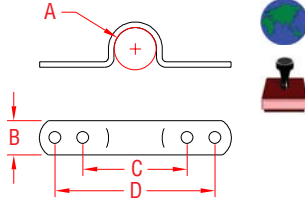
ITEM	SIZE	A	B	C	WLL	WT
					(lb)	(lb)
S3708-0010	3/8"	0.32"	0.43"	1.15"	50	0.01
S3708-0013	1/2"	0.50"	0.28"	1.27"	75	0.01
S3708-0016	5/8"	0.65"	0.50"	1.55"	100	0.02

**NOTE:**  
SIZE IS THE MAXIMUM INSIDE DIAMETER.

## 4 HOLE EYE STRAP



**304 STAINLESS STEEL**



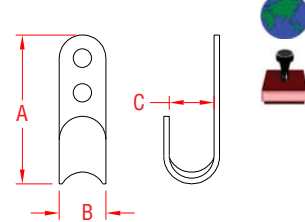
ITEM	SIZE	A	B	C	D	WLL	WT
						(lb)	(lb)
S3709-0010	3/8"	0.33"	0.43"	1.15"	2.10"	75	0.02
S3709-0013	1/2"	0.44"	0.43"	1.30"	2.24"	75	0.02
S3709-0016	5/8"	0.55"	0.43"	1.40"	2.35"	75	0.02

**NOTE:**  
ROUNDED SADDLE PREVENTS CHAFE OF ROPE ON EDGES.  
SIZE IS THE MAXIMUM INSIDE DIAMETER.

## FLAT HOOK



**316 STAINLESS STEEL**



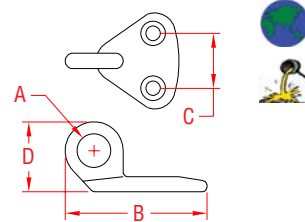
ITEM	SIZE	A	B	C	WT
					(lb)
S3715-0000	5/16"	1.62"	0.50"	0.45"	0.02

**NOTE:**  
USE 2 #10 FASTENERS. ROUNDED SADDLE PREVENTS  
CHAFE OF ROPE ON EDGES.

## ANCHOR EYE



**316 STAINLESS STEEL**



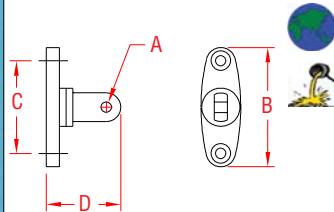
ITEM	SIZE	A	B	C	D	WT
						(lb)
S3701-0001	#1	0.40"	1.34"	0.70"	0.85"	0.05

**NOTE:**  
USE 2 #8 FASTENERS. WORKS WITH MOST WEBBING CLIPS,  
SUCH AS S0221-SERIES, S0220-0025, S0211-0025 AND "S" HOOKS.  
REFERENCE "FASTENER MATCHING CHART" (PAGE 156)  
FOR COMPATIBLE FASTENERS.

## ANCHOR SWIVEL EYE



**316 STAINLESS STEEL**



ITEM	A	B	C	D	WT
					(lb)
S3701-0002	0.26"	2.52"	1.82"	1.28"	0.16

**NOTE:**  
THIS PART IS DESIGNED TO SWIVEL 360 DEGREES AND ALLOW  
180 DEGREE ALIGNMENT OF ATTACHMENT. USE 2 #8 FASTENERS.  
WORKS WITH MOST WEBBING CLIPS SUCH AS S0221-SERIES,  
S0220-0025, S0211-0025 AND "S" HOOKS.  
REFERENCE "FASTENER MATCHING CHART" (PAGE 156)  
FOR COMPATIBLE FASTENERS.

**LIMITED LIFETIME  
WARRANTY**

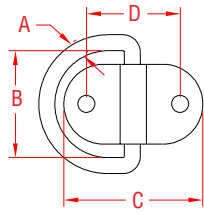
 **SUNCOR STAINLESS**

TEL 508-732-9191 • FAX 508-732-9798 • ORDERS ONLY 800-394-2222

www.suncorstainless.com

## FOLDING PAD EYE

316 STAINLESS STEEL



ITEM	SIZE	A	B	C	D	WLL	WT
S3711-0003	1/8"	0.13"	0.86"	0.83"	N/A	(lb) 50	(lb) 0.02
S3711-0007	1/4"	0.23"	1.52"	2.00"	1.35"	210	0.13
S3711-0008	5/16"	0.31"	1.72"	2.50"	1.48"	400	0.24

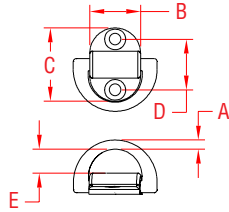
**NOTE:**  
PART # S3711-0003 (SHOWN AT RIGHT) HAS A ONE PIECE HOLDING BODY. HOWEVER, THE LARGER SIZES HAVE A "D" RING WHICH IS SET BETWEEN A TWO PIECE HOLDING BODY, ENSURING PERFECT MOVEMENT "D" RING ON ANY SURFACE.

REFERENCE "FASTENER MATCHING CHART" (PAGE 156) FOR COMPATIBLE FASTENERS.



## HEAVY DUTY FOLDING PAD EYE

316 STAINLESS STEEL



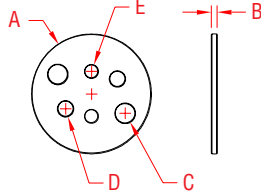
ITEM	A	B	C	D	E	WLL	WT
	(size)					(lb)	(lb)
S3712-0001	1/4"	1.06"	1.53"	0.94"	0.50"	1,200	0.13
S3712-0002	5/16"	1.38"	1.94"	1.25"	0.69"	2,000	0.25
S3712-0003	3/8"	1.75"	2.53"	1.63"	0.84"	4,000	0.60

**NOTE:**  
"D" RING IS FORGED 316 STAINLESS AND HOLDING PAD BODY IS PRECISION CAST 316.

REFERENCE "FASTENER MATCHING CHART" (PAGE 156) FOR COMPATIBLE FASTENERS.

## UNIVERSAL BACKPLATE

316 STAINLESS STEEL



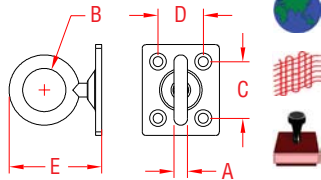
ITEM	A	B	C	D	E	WLL	WT
S3712-0005	2.50"	0.12"	3/8"	5/16"	1/4"		(lb) 0.14

**NOTE:**  
HD UNIVERSAL BACKPLATE IS DESIGNED FOR USE WITH ANY OF THE THREE FOLDING PAD EYES LISTED ABOVE.

REFERENCE "FASTENER MATCHING CHART" (PAGE 156) FOR COMPATIBLE FASTENERS.

## SWIVEL PAD EYE

304 STAINLESS STEEL



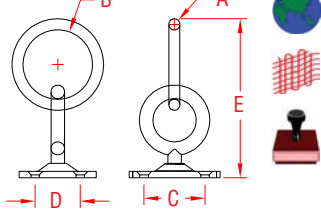
ITEM	A	B	C	D	E	WLL	WT
S3714-0005	3/16"	0.61"	0.89"	0.72"	1.29"	(lb) 200	(lb) 0.08
S3714-0006	1/4"	0.75"	1.02"	0.78"	1.57"	300	0.12
S3714-0008	5/16"	0.76"	1.38"	0.99"	1.85"	480	0.20

**NOTE:**  
RING ROTATES 360 DEGREES. MOUNTING HOLES ARE 5/32" EXCEPT FOR S3714-0008, WHICH HAS 3/16" MOUNTING HOLES. SCREWS NOT INCLUDED.

REFERENCE "FASTENER MATCHING CHART" (PAGE 156) FOR COMPATIBLE FASTENERS.

## SWIVEL PAD EYE w/ RING

304 STAINLESS STEEL



ITEM	A	B	C	D	E	WLL	WT
S3714-R005	3/16"	1.21"	0.89"	0.72"	2.50"	(lb) 200	(lb) 0.10
S3714-R006	1/4"	1.61"	1.02"	0.78"	3.16"	300	0.18
S3714-R008	5/16"	1.98"	1.38"	0.99"	3.75"	480	0.32

**NOTE:**  
RING WITH LARGER RING ROTATES 360 DEGREES. MOUNTING HOLES ARE 5/32" EXCEPT FOR S3714-R008, WHICH HAS 3/16" MOUNTING HOLES. SCREWS NOT INCLUDED.

REFERENCE "FASTENER MATCHING CHART" (PAGE 156) FOR COMPATIBLE FASTENERS.



Key:



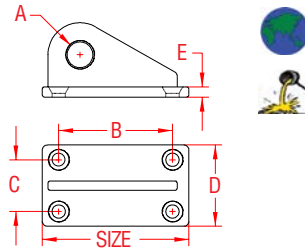
ORDERS ONLY: 800-394-2222 (USA)  
877-495-5510 (CANADA)



## TOW PAD EYE



**316 STAINLESS STEEL**




ITEM	SIZE	A	B	C	D	E	WT
S3718-0000	(length) 3"	0.62"	2.80"	1.25"	2.00"	0.26"	0.80 (lb)

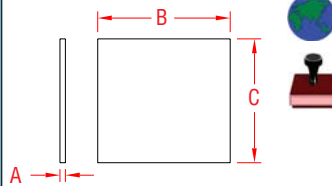
**NOTE:**  
HEAVY DUTY PAD EYE PROVIDES A THRU-HULL BOW ATTACHMENT FOR SMALL CRAFT TOWING. BACKING PLATE SOLD WITH TOW PAD EYE FOR MAXIMUM LOAD DISTRIBUTION.  
REFERENCE "FASTENER MATCHING CHART" (PAGE 156) FOR COMPATIBLE FASTENERS.



## BACKING PLATE



**304 STAINLESS STEEL**



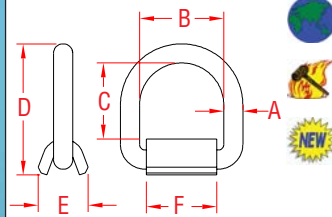
ITEM	A	B	C
S3716-1015	3/32"	4.00"	6.00"
S3716-1520	3/32"	6.00"	8.00"
S3716-2030	3/32"	8.00"	12.00"

**NOTE:**  
USED FOR BACKING OF CLEATS, CHOCKS, ETC. UNDRILLED, CAN BE CUSTOMIZED AT ADDITIONAL CHARGE.

## LASHING RING - "WELD-ON"



**316 STAINLESS STEEL**



ITEM	A	B	C	D	E	F	WLL	WT
	(size)						(lb)	(lb)
S3722-0013	1/2"	2.35"	2.12"	3.65"	1.38"	1.96"	*3,000	1.00
S3722-0016	5/8"	2.94"	2.55"	4.48"	1.75"	2.56"	*4,500	2.18
S3722-0020	3/4"	2.98"	2.58"	4.63"	1.89"	2.56"	*6,500	2.53
S3722-0025	1"	3.00"	2.52"	5.14"	2.14"	2.56"	*8,500	4.47

**NOTE:**  
HEAVY DUTY LASHING RING IS DESIGNED FOR DEMANDING TIE-DOWN APPLICATIONS. "D" RING IS FORGED 316 STAINLESS STEEL AND FOLDS FLUSH WHEN NOT IN USE. FEATURES WELD-ON MOUNTING PLATE. IDEAL FOR CARGO APPLICATIONS SUCH AS OVERSEAS CONTAINER SHIPMENTS OR LONG DISTANCE HAULING IN EXPOSED ELEMENTS.

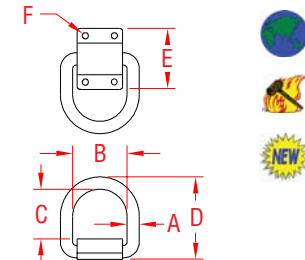
\*WORKING LOAD LIMIT DEPENDS ON THE QUALITY OF THE WELD ATTACHING THE BASE.

**FORGED**

## LASHING RING - "BOLT-ON"



**316 STAINLESS STEEL**



ITEM	A	B	C	D	E	F	BOLT	WLL	WT
	(size)						(diameter)	(lb)	(lb)
S3723-0013	1/2"	2.35"	2.14"	3.56"	2.63"	0.34"	5/16"	3,000	1.18
S3723-0016	5/8"	2.94"	2.61"	4.42"	2.75"	0.41"	3/8"	4,500	2.25
S3723-0020	3/4"	2.98"	2.58"	4.56"	3.19"	0.41"	3/8"	6,500	3.00
S3723-0025	1"	3.00"	2.52"	5.17"	4.25"	0.53"	1/2"	8,500	5.18

**NOTE:**  
HEAVY DUTY LASHING RING IS DESIGNED FOR DEMANDING TIE-DOWN APPLICATIONS. "D" RING IS FORGED 316 STAINLESS STEEL AND FOLDS FLUSH WHEN NOT IN USE. FEATURES BOLT-ON MOUNTING PLATE. IDEAL FOR CARGO APPLICATIONS SUCH AS OVERSEAS CONTAINER SHIPMENTS OR LONG DISTANCE HAULING IN EXPOSED ELEMENTS.

**FORGED**

S0116-HB



Hoist Anchor Base, p.93

S0116-HC



Anchor Base w/ Stud, p.93

S0116-HD



Anchor Base w/ Shackle, p.93

S0116-HF



Complete Hoist Assembly, p.93

**LIMITED LIFETIME WARRANTY**

**SUNCOR STAINLESS**

TEL 508-732-9191 • FAX 508-732-9798 • ORDERS ONLY 800-394-2222

www.suncorstainless.com

SUNCOR STAINLESS, INC.

# HINGES & HASPS

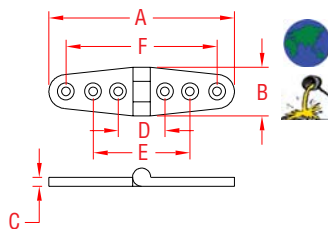




## HEAVY DUTY STRAP HINGE



**316 STAINLESS STEEL**



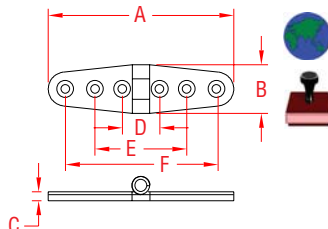
ITEM	A	B	C	D	E	F	WT
	(length)						(lb)
S3820-0100	4"	1.07"	0.20"	1.32"	3.28"	N/A	0.19
S3820-0150	6"	1.07"	0.18"	1.56"	3.56"	5.52"	0.28

**NOTE:**  
 USE 4 OR 6 #10 FASTENERS.  
 HEAVY DUTY HINGE WITH PRECISION CAST COMPONENTS.  
 PIN IS STAINLESS AND WELDED ON ONE SIDE TO PREVENT IT FROM WORKING LOOSE.  
 REFERENCE "FASTENER MATCHING CHART" (PAGE 157)  
 FOR COMPATIBLE FASTENERS.

## STRAP HINGE



**304 STAINLESS STEEL**



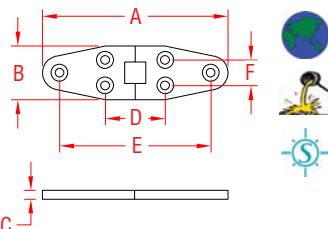
ITEM	A	B	C	D	E	F	WT
	(length)						(lb)
S3825-0002	6"	1.12"	0.14"	1.25"	3.25"	5.25"	0.10

**NOTE:**  
 STAMPED HINGE WITH WELL ROUNDED EDGES AND RECESSED FASTENER HOLES FOR BETTER APPEARANCE.  
 REFERENCE "FASTENER MATCHING CHART" (PAGE 157)  
 FOR COMPATIBLE FASTENERS.

## HEAVY DUTY WIDE STRAP HINGE



**316 STAINLESS STEEL**



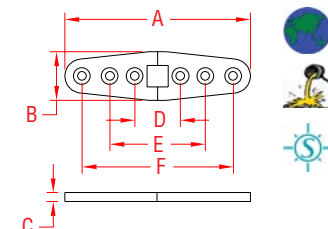
ITEM	A	B	C	D	E	F	WT
	(length)						(lb)
S3832-0001	4"	1.11"	0.19"	1.40"	3.40"	N/A	0.18
S3832-0002	6"	1.63"	0.23"	2.07"	4.85"	0.83"	0.46

**NOTE:**  
 USE 4 OR 6 #10 FASTENERS.  
 EXCLUSIVE FLUSH DESIGN CAN MOVE 360 DEGREES. ONE HALF FOLDS FLAT ON TOP OF OTHER HALF. IDEAL FOR TABLES, DOORS AND OTHER APPLICATIONS WHERE RECESSED HINGES ALLOW A TOTALLY FLAT SURFACE.  
 REFERENCE "FASTENER MATCHING CHART" (PAGE 157)  
 FOR COMPATIBLE FASTENERS.

## FLUSH STRAP HINGE



**316 STAINLESS STEEL**



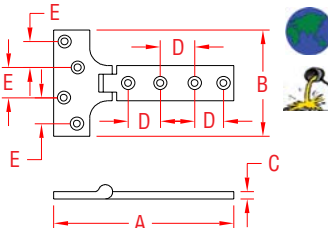
ITEM	A	B	C	D	E	F	WT
	(length)						(lb)
S3831-0001	4"	0.97"	0.19"	1.40"	3.40"	N/A	0.16
S3831-0002	6"	1.00"	0.19"	1.20"	3.18"	5.15"	0.24

**NOTE:**  
 USE 4 #10 FASTENERS.  
 EXCLUSIVE FLUSH DESIGN CAN MOVE 360 DEGREES. ONE HALF FOLDS FLAT ON TOP OF OTHER HALF. IDEAL FOR TABLES, DOORS AND OTHER APPLICATIONS WHERE RECESSED HINGES ALLOW A TOTALLY FLAT SURFACE.  
 REFERENCE "FASTENER MATCHING CHART" (PAGE 157)  
 FOR COMPATIBLE FASTENERS.

## HEAVY DUTY STRAP T-HINGE



**316 STAINLESS STEEL**



ITEM	A	B	C	D	E	WT
	(length)					(lb)
S3834-0007	7"	3.83"	0.23"	1.50"	1.10"	1.34

**NOTE:**  
 USE 8 #10 FASTENERS.  
 HEAVY DUTY HINGE WITH PRECISION CAST COMPONENTS.  
 PIN IS STAINLESS AND WELDED ON ONE SIDE TO PREVENT IT FROM WORKING LOOSE.  
 REFERENCE "FASTENER MATCHING CHART" (PAGE 157)  
 FOR COMPATIBLE FASTENERS.





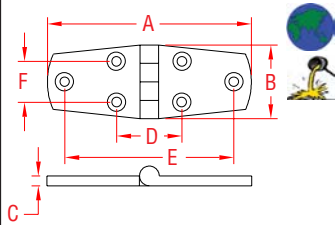
# HINGES & HASPS

HINGES & HASPS

## HEAVY DUTY DOOR HINGE, EQUAL



**316 STAINLESS STEEL**



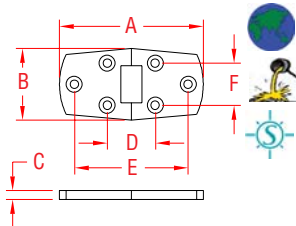
ITEM	A	B	C	D	E	F	WT
	(length)						(lb)
S3822-0075	3"	1.47"	0.19"	1.12"	2.35"	0.80"	0.21
S3822-0100	4"	1.47"	0.17"	1.34"	3.44"	0.82"	0.26

**NOTE:**  
**USE 6 #10 FASTENERS.**  
**HEAVY DUTY HINGE WITH PRECISION CAST COMPONENTS. PIN IS STAINLESS AND WELDED ON ONE SIDE TO PREVENT IT FROM WORKING LOOSE.**  
**REFERENCE "FASTENER MATCHING CHART" (PAGE 157) FOR COMPATIBLE FASTENERS.**

## FLUSH DOOR HINGE



**316 STAINLESS STEEL**



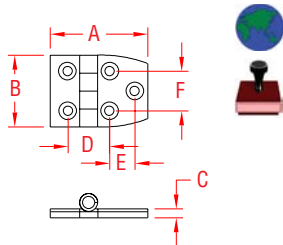
ITEM	A	B	C	D	E	F	WT
	(length)						(lb)
	<b>HEAVY DUTY</b>						
S3830-0001	3"	1.48"	0.19"	1.04"	2.39"	0.86"	0.20
S3830-0002	4"	1.48"	0.20"	1.40"	3.38"	0.78"	0.26

**NOTE:**  
**USE 6 #10 FASTENERS.**  
**EXCLUSIVE FLUSH DESIGN CAN MOVE 360 DEGREES. ONE HALF FOLDS FLAT ON TOP OF OTHER HALF. IDEAL FOR TABLES, DOORS AND OTHER APPLICATIONS WHERE RECESSED HINGES ALLOW A TOTALLY FLAT SURFACE.**  
**REFERENCE "FASTENER MATCHING CHART" (PAGE 157) FOR COMPATIBLE FASTENERS.**

## DOOR HINGE



**304 STAINLESS STEEL**



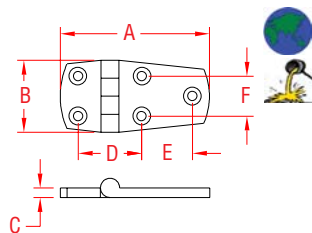
ITEM	A	B	C	D	E	F	WT
	(length)						(lb)
S3827-0001	2-3/8"	1.57"	0.14"	0.97"	0.66"	0.85"	0.07
S3827-2000	1-7/16"	1.46"	0.07"	1.00"	N/A	0.90"	0.07

**NOTE:**  
**USE 5 #8 FASTENERS.**  
**STAMPED HINGE WITH WELL ROUNDED EDGES AND RECESSED FASTENER HOLES FOR BETTER APPEARANCE.**  
**REFERENCE "FASTENER MATCHING CHART" (PAGE 157) FOR COMPATIBLE FASTENERS.**

## HEAVY DUTY DOOR HINGE, UNEQUAL



**316 STAINLESS STEEL**



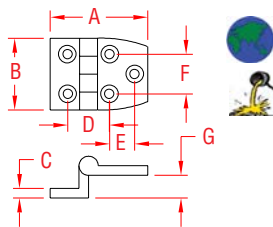
ITEM	A	B	C	D	E	F	WT
	(length)						(lb)
S3823-0055	2-1/4"	1.50"	0.20"	1.00"	0.60"	0.83"	0.17
S3823-0075	3"	1.50"	0.20"	1.16"	1.05"	0.83"	0.19

**NOTE:**  
**USE 5 #10 FASTENERS.**  
**HEAVY DUTY HINGE WITH PRECISION CAST COMPONENTS. PIN IS STAINLESS AND WELDED ON ONE SIDE TO PREVENT IT FROM WORKING LOOSE.**  
**REFERENCE "FASTENER MATCHING CHART" (PAGE 157) FOR COMPATIBLE FASTENERS.**

## HEAVY DUTY DOOR HINGE, OFFSET



**316 STAINLESS STEEL**



ITEM	A	B	C	D	E	F	G	WT
	(length)							(lb)
S3823-1000	2"	1.47"	0.17"	0.85"	0.72"	0.90"	0.34"	0.16

**NOTE:**  
**USE 5 #10 FASTENERS.**  
**HEAVY DUTY HINGE WITH PRECISION CAST COMPONENTS. PIN IS STAINLESS AND WELDED ON ONE SIDE TO PREVENT IT FROM WORKING LOOSE.**  
**NOTE:**  
**REFERENCE "FASTENER MATCHING CHART" (PAGE 157) FOR COMPATIBLE FASTENERS.**



**Key:**



Made in USA



Drop Forged



Precision Machined



Wire Formed



Suncor Exclusive



Import



Precision Cast



Stamped



Load Rated



New Product

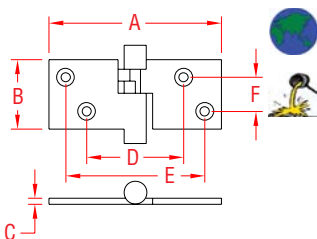
**ORDERS ONLY: 800-394-2222 (USA)  
 877-495-5510 (CANADA)**

All logos, icons, images, measurements and descriptions are the sole property of Suncor Stainless, Inc.  
 © 2013 Suncor Stainless, Inc.

## HEAVY DUTY TAKE APART HINGE



**316 STAINLESS STEEL**



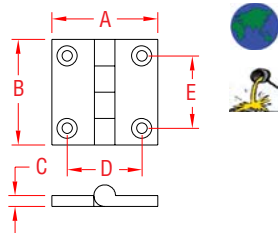
ITEM	A	B	C	D	E	F	WT
	(length)						(lb)
S3824-2000	3-1/2"	1.45"	0.12"	2.00"	2.90"	0.73"	0.23

**NOTE:**  
 USE 4 #10 FASTENERS.  
 HEAVY DUTY HINGE WITH PRECISION CAST COMPONENTS.  
 LOCKING TAB PREVENTS HINGE FROM COMING APART ACCIDENTALLY.  
 REFERENCE "FASTENER MATCHING CHART" (PAGE 157)  
 FOR COMPATIBLE FASTENERS.

## HEAVY DUTY BUTT HINGE



**316 STAINLESS STEEL**



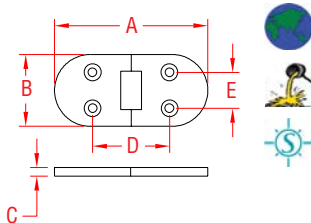
ITEM	A	B	C	D	E	WT	
	(length)						(lb)
S3821-0040	1-1/2"	1.50"	0.18"	1.05"	1.02"	0.12	
S3821-0050	2"	1.95"	0.17"	1.40"	1.35"	0.19	

**NOTE:**  
 HEAVY DUTY HINGE WITH PRECISION CAST COMPONENTS.  
 PIN IS STAINLESS AND WELDED ON ONE SIDE TO PREVENT  
 IT FROM WORKING LOOSE.  
 REFERENCE "FASTENER MATCHING CHART" (PAGE 157)  
 FOR COMPATIBLE FASTENERS.

## HEAVY DUTY FLUSH TABLE HINGE



**316 STAINLESS STEEL**



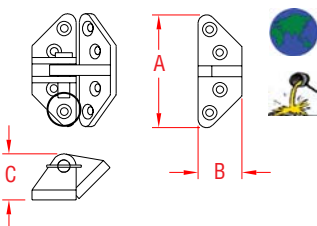
ITEM	A	B	C	D	E	WT	
	(length)						(lb)
S3833-0001	3-1/4"	1.49"	0.20"	1.60"	0.73"	0.20	

**HEAVY DUTY**  
 S3833-0001  
**NOTE:**  
 USE 4 #10 FASTENERS.  
 EXCLUSIVE FLUSH DESIGN CAN MOVE 360 DEGREES. ONE HALF  
 FOLDS FLAT ON TOP OF OTHER HALF. IDEAL FOR TABLES, DOORS  
 AND OTHER APPLICATIONS WHERE RECESSED HINGES ALLOW A  
 TOTALLY FLAT SURFACE.  
 REFERENCE "FASTENER MATCHING CHART" (PAGE 157)  
 FOR COMPATIBLE FASTENERS.

## HEAVY DUTY HATCH HINGE



**316 STAINLESS STEEL**



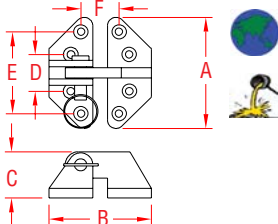
ITEM	A	B	C	WT	
	(length)				(lb)
S3824-1075	3"	1.12"	1.21"	0.56	

**ANGLE BASE**  
 S3824-1075  
**NOTE:**  
 USE 8 #10 FASTENERS.  
 FASTENER HOLE PATTERN IS SIMILAR AS ITEM S3824-0075 BELOW.  
 HEAVY DUTY HINGE WITH PRECISION CAST COMPONENTS.  
 PIN IS STAINLESS AND REMOVABLE.  
 REFERENCE "FASTENER MATCHING CHART" (PAGE 157)  
 FOR COMPATIBLE FASTENERS.

## HEAVY DUTY HATCH HINGE



**316 STAINLESS STEEL**



ITEM	A	B	C	D	E	F	WT
	(length)						(lb)
S3824-0075	3"	2.60"	1.21"	1.24"	2.07"	1.20"	0.56

**STANDARD**  
 S3824-0075  
**NOTE:**  
 USE 8 #10 FASTENERS.  
 HEAVY DUTY HINGE WITH PRECISION CAST COMPONENTS.  
 PIN IS STAINLESS AND REMOVABLE.  
 REFERENCE "FASTENER MATCHING CHART" (PAGE 157)  
 FOR COMPATIBLE FASTENERS.

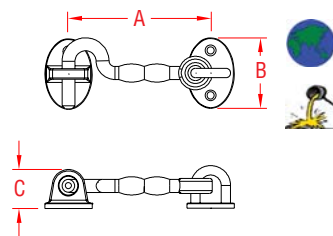


# HINGES & HASPS

## HEAVY DUTY DOOR HOOK SET



**316 STAINLESS STEEL**



ITEM	A	B	C	FAST.	WT
	(length)				(lb)
S3850-0001	3"	1.48"	0.82"	# 8	0.20
S3850-0002	4"	1.48"	0.82"	# 8	0.22

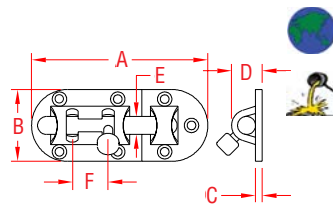
**ADDITIONAL LATCH PART**  
S3850-02LT

**NOTE:**  
SOLD AS A SET. POLISHED TO A MIRROR-LIKE FINISH. ADDITIONAL LATCH PART AVAILABLE WHERE DOOR NEEDS TO BE SECURED IN OPEN AND CLOSED POSITION.  
REFERENCE "FASTENER MATCHING CHART" (PAGE 157) FOR COMPATIBLE FASTENERS.

## HEAVY DUTY BARREL BOLT



**316 STAINLESS STEEL**



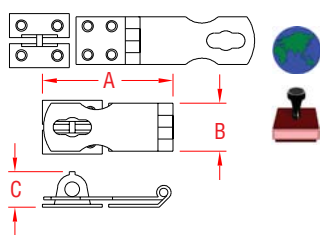
ITEM	A	B	C	D	E	F	FAST.	WT
	(length)							(lb)
S3855-0001	3-5/8"	1.50"	0.14"	0.63"	0.38"	0.75"	# 8	0.28
S3855-0002	4-1/4"	1.50"	0.14"	0.63"	0.38"	1.31"	# 8	0.33

**NOTE:**  
HEAVY DUTY BARREL BOLT SET WITH PRECISION CAST COMPONENTS. (NO PART IS STAMPED)  
REFERENCE "FASTENER MATCHING CHART" (PAGE 157) FOR COMPATIBLE FASTENERS.

## SAFETY HASP



**304 STAINLESS STEEL**



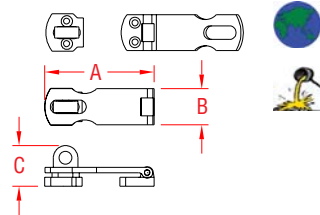
ITEM	A	B	C	FAST.	WT
	(length)				(lb)
S3853-0001	2-3/4"	1.00"	0.72"	# 8	0.10

**NOTE:**  
REFERENCE "FASTENER MATCHING CHART" (PAGE 157) FOR COMPATIBLE FASTENERS.

## HEAVY DUTY SAFETY HASP



**316 STAINLESS STEEL**



ITEM	A	B	C	FAST.	WT
	(length)				(lb)
S3853-0002	3"	1.00"	1.16"	# 8	0.23

**NOTE:**  
HEAVY DUTY SAFETY HASP WITH SWIVEL PAD EYE, THAT ROTATES AND ALLOWS LOCKING OF HASP WITHOUT THE USE OF A LOCK. ALL COMPONENTS ARE PRECISION CAST.  
REFERENCE "FASTENER MATCHING CHART" (PAGE 157) FOR COMPATIBLE FASTENERS.



**Key:**

Made in USA	Drop Forged	Precision Machined	Wire Formed	Suncor Exclusive
Import	Precision Cast	Stamped	Load Rated	NEW Product

ORDERS ONLY: 800-394-2222 (USA)  
877-495-5510 (CANADA)

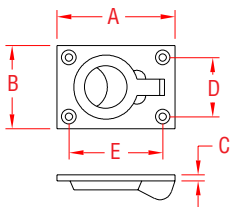
All logos, icons, images, measurements and descriptions are the sole property of Suncor Stainless, Inc.  
© 2013 Suncor Stainless, Inc.



## HEAVY DUTY FLUSH LIFT RING



**316 STAINLESS STEEL**



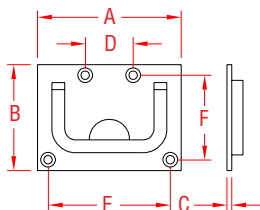
ITEM	A	B	C	D	E	WT
	(length)					(lb)
S3851-0000	2-1/2"	1.74"	0.13"	1.23"	1.90"	0.22
S3851-0001	1-7/8"	1.52"	0.12"	1.13"	1.47"	0.11

**NOTE:**  
 USE 4 #8 FASTENERS.  
 HEAVY DUTY LIFT RINGS WITH PRECISION CAST COMPONENTS.  
 REFERENCE "FASTENER MATCHING CHART" (PAGE 157)  
 FOR COMPATIBLE FASTENERS.

## FLUSH LIFT HANDLE




**316 STAINLESS STEEL**



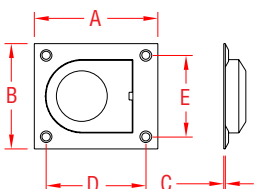
ITEM	A	B	C	D	E	F	WT
	(length)						(lb)
S3851-0002	3"	2.23"	0.10"	1.05"	2.52"	1.78"	0.26

**NOTE:**  
 USE 4 #8 FASTENERS.  
 HEAVY DUTY LIFT HANDLE WITH PRECISION CAST COMPONENTS.  
 REFERENCE "FASTENER MATCHING CHART" (PAGE 157)  
 FOR COMPATIBLE FASTENERS.

## FLUSH LIFT PULL



**304 STAINLESS STEEL**



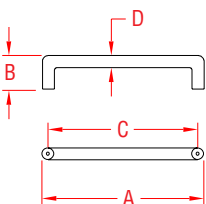
ITEM	A	B	C	D	E	WT
	(length)					(lb)
S3851-0003	2-1/2"	2.19"	0.03"	2.09"	1.68"	0.10

**NOTE:**  
 USE 4 #8 FASTENERS.  
 SPRING LOADED. STAMPED VERSION WITH ROUNDED INSIDE  
 EDGE OF PULL RING.  
 REFERENCE "FASTENER MATCHING CHART" (PAGE 157)  
 FOR COMPATIBLE FASTENERS.

## SOLID "U" SHAPED HANDLE



**316 STAINLESS STEEL**



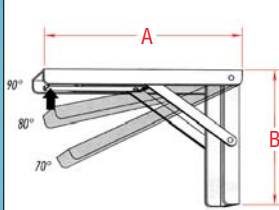
ITEM	A	B	C	D	FAST.	WT
	(size)					(lb)
S3951-0100	4-1/4"	1.40"	3.75"	0.50"	M4 X .7	0.33
S3951-0120	5-1/2"	1.40"	5.00"	0.50"	M4 X .7	0.39
S3951-0150	6-3/4"	1.40"	6.19"	0.50"	M4 X .7	0.47
S3951-0200	8"	1.40"	7.50"	0.50"	M4 X .7	0.53

**NOTE:**  
 METRIC THREAD HOLDING SCREWS ARE REQUIRED (NOT INCLUDED).  
 PRODUCT IS PRECISION CAST, NOT FORMED.

## FOLDING TABLE BRACKET



**316 STAINLESS STEEL**



ITEM	A	B	WLL	WT
			(lb)	(lb)
S3835-0300	12"	7.75"	400	1.33
S3835-0400	16"	10.75"	400	2.74

**NOTE:**  
 EASY AND PRACTICAL. SPACE SAVING DESIGN ADJUSTS TO  
 THREE DIFFERENT POSITIONS AND FOLDS AGAINST WALL WHEN  
 NOT IN USE. USE IN 90 DEGREE POSITION FOR EATING OR  
 SEATING. 80 DEGREES FOR READING OR 70 DEGREES FOR DRAFTING.



**LIMITED LIFETIME  
 WARRANTY**

**SUNCOR STAINLESS**

TEL 508-732-9191 • FAX 508-732-9798 • ORDERS ONLY 800-394-2222

www.suncorstainless.com

SUNCOR STAINLESS, INC.

# DECK HARDWARE



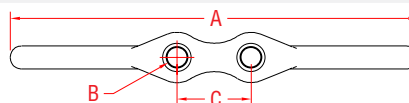


## FLAGPOLE CLEAT 304 STAINLESS STEEL



ITEM	A	B	C	FASTENER	WT
	(size)				(lb)
S3103-0000	2-1/2"	0.17"	0.50"	# 8 Screws	0.03
S3104-0000	4-1/2"	0.22"	0.81"	#10 Screws	0.09

**NOTE:**  
REFERENCE "FASTENER MATCHING CHART" (PAGE 155)  
FOR COMPATIBLE FASTENERS.

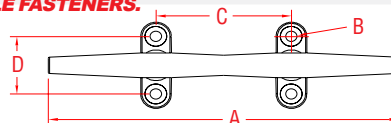


## HERRESHOFF CLEAT 316 STAINLESS STEEL



ITEM	A	B	C	D	FASTENER	WT
	(size)					(lb)
S3105-0000	4"	0.20"	2.00"	0.92"	3/16" Screws	0.18
S3106-0000	6"	0.27"	2.29"	1.05"	1/4" Screws	0.42
S3108-0000	8"	0.27"	2.82"	1.34"	1/4" Screws	0.75
S3110-0000	10"	0.32"	3.63"	1.75"	5/16" Screws	1.30
S3112-0000	12"	0.32"	3.93"	1.94"	5/16" Screws	2.28

**NOTE:**  
REFERENCE "FASTENER MATCHING CHART" (PAGE 155)  
FOR COMPATIBLE FASTENERS.

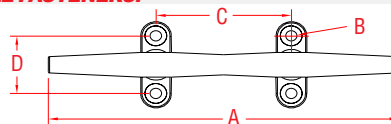


## BLUE WATER CLEAT 316 STAINLESS STEEL



ITEM	A	B	C	D	FASTENER	WT
	(size)					(lb)
S3138-0000	8"	0.27"	3.32"	1.78"	1/4" Screws	1.58
S3140-0000	10"	0.32"	3.74"	1.87"	5/16" Screws	2.52
S3142-0000	12"	0.32"	4.78"	2.43"	5/16" Screws	3.78
S3145-0000	15"	0.41"	6.22"	2.53"	3/8" Screws	7.20

**NOTE:**  
REFERENCE "FASTENER MATCHING CHART" (PAGE 155)  
FOR COMPATIBLE FASTENERS.

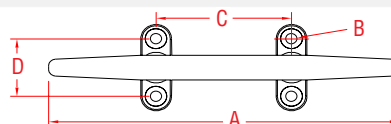


## TRIMLINE CLEAT 316 STAINLESS STEEL



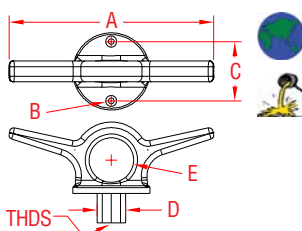
ITEM	A	B	C	D	FASTENER	WT
	(size)					(lb)
S3204-0000	4"	0.16"	1.33"	0.80"	1/8" Screws	0.13
S3206-0000	6"	0.26"	2.09"	1.65"	1/4" Screws	0.73
S3208-0000	8"	0.26"	2.65"	1.63"	1/4" Screws	1.00

**NOTE:**  
REFERENCE "FASTENER MATCHING CHART" (PAGE 155)  
FOR COMPATIBLE FASTENERS.



## LIFT EYE CLEAT

316 STAINLESS STEEL



ITEM	A	B	C	D	E	WT
	(size)					(lb)
S3250-0000	7"	0.20"	2.00"	0.98"	1.50"	1.68

**NOTE:**  
USES 2 #10 FASTENERS. THREADS ARE 5/8" - 11 UNC.  
REFERENCE "FASTENER MATCHING CHART" (PAGE 155)  
FOR COMPATIBLE FASTENERS.

**LIMITED LIFETIME  
WARRANTY**

**SUNCOR STAINLESS**

TEL 508-732-9191 • FAX 508-732-9798 • ORDERS ONLY 800-394-2222

www.suncorstainless.com

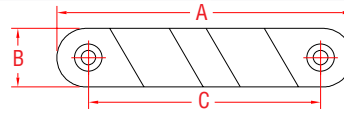


## BOW CHOCKS 316 STAINLESS STEEL



ITEM	SIZE	B	C	FASTENER	WT	ROPE
	(length)				(lb)	(max)
S3304-0000	4"	0.81"	3.13"	# 10 Screws	0.48	5/8"
S3306-0000	6"	0.98"	4.78"	1/4" Screws	1.15	7/8"

**NOTE:**  
SOLD IN SETS: ONE PORT, ONE STARBOARD. EDGES ARE POLISHED AND ROUNDED TO PREVENT CHAFE OF LINES. REFERENCE "FASTENER MATCHING CHART" (PAGE 155) FOR COMPATIBLE FASTENERS.

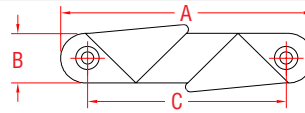


## SKENE CHOCKS 316 STAINLESS STEEL



ITEM	SIZE	B	C	FASTENER	WT	ROPE
	(length)				(lb)	(max)
S3340-0000	4"	0.73"	3.37"	#10 Screws	0.52	3/4"
S3360-0000	6"	0.95"	4.69"	1/4" Screws	1.37	1"
S3390-0000	9"	1.72"	7.12"	5/16" Screws	5.69	1-1/4"

**NOTE:**  
SOLD IN SETS: ONE PORT, ONE STARBOARD. EDGES ARE POLISHED AND ROUNDED TO PREVENT CHAFE OF LINES. REFERENCE "FASTENER MATCHING CHART" (PAGE 155) FOR COMPATIBLE FASTENERS.

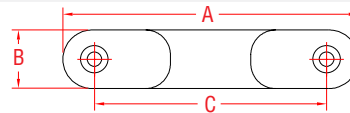


## STRAIGHT CHOCK 316 STAINLESS STEEL



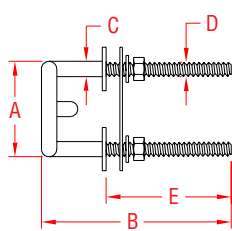
ITEM	SIZE	B	C	FASTENER	WT	ROPE
	(length)				(lb)	(max)
S3405-0000	5"	0.93"	4.00"	1/4" Screws	0.35	3/4"
S3406-0000	6"	0.96"	5.12"	1/4" Screws	0.50	1"

**NOTE:**  
SOLD SINGLY. EDGES ARE POLISHED AND ROUNDED TO PREVENT CHAFE OF LINES. REFERENCE "FASTENER MATCHING CHART" (PAGE 155) FOR COMPATIBLE FASTENERS.



## SKI TOW RING

316 STAINLESS STEEL

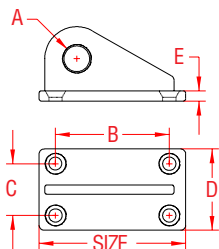


ITEM	A	B	C	D	E	WT
	(size)					(lb)
S3588-0065	2-1/2"	3.94"	0.37"	3/8" - 16	2.38"	0.62
S3588-0075	3"	3.94"	0.37"	3/8" - 16	2.38"	0.67

**NOTE:**  
NUTS AND WASHERS ARE INCLUDED.

## TOW PAD EYE

316 STAINLESS STEEL



ITEM	SIZE	A	B	C	D	E	WT
	(length)						(lb)
S3718-0000	3"	0.62"	2.80"	1.25"	2.00"	0.26"	0.80

**NOTE:**  
HEAVY DUTY PAD EYE PROVIDES A THRU-HULL BOW ATTACHMENT FOR SMALL CRAFT TOWING. BACKING PLATE SOLD WITH TOW PAD EYE FOR MAXIMUM LOAD DISTRIBUTION.

REFERENCE "FASTENER MATCHING CHART" (PAGE 156) FOR COMPATIBLE FASTENERS.



Key:



Made in USA



Drop Forged



Precision Machined



Wire Formed



Suncor Exclusive



Import



Precision Cast



Stamped



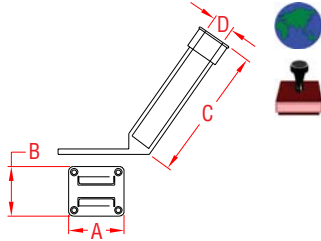
Load Rated



New Product

## ROD HOLDER REMOVABLE

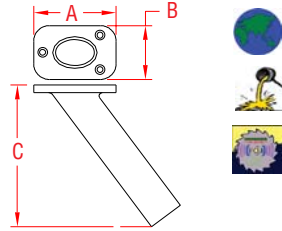
304 STAINLESS STEEL



ITEM	A	B	C	D	FASTENER	WT
S3612-0000	4"	3.65"	10.0"	1.83"	1/4" Screws	1.55 (lb)
<p><b>NOTE:</b> SET INCLUDES ROD HOLDER AND MOUNTING PLATE. IDEAL FOR RETROFITS OR WHERE REMOVAL OF ROD HOLDER IS DESIRABLE. REFERENCE "FASTENER MATCHING CHART" (PAGE 155) FOR COMPATIBLE FASTENERS.</p>						

## HEAVY CAST TOP ROD HOLDER

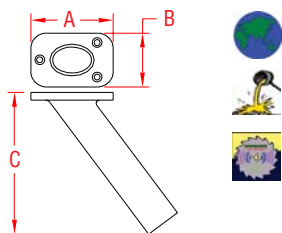
FLUSH MOUNT  
316 STAINLESS STEEL



ITEM	A	B	C	DEGREE	FAST.	WT
S3611-0000	4-3/8"	3.38"	8.50"	30	1/4" Screws	1.74 (lb)
<p><b>NOTE:</b> HEAVY DUTY PRECISION CAST HEAD WITH MIRROR FINISH. END OF TUBE IS MACHINED AND DEBURRED. REFERENCE "FASTENER MATCHING CHART" (PAGE 155) FOR COMPATIBLE FASTENERS.</p>						

## ROD HOLDER WITH CAP

FLUSH MOUNT  
316 STAINLESS STEEL



ITEM	A	B	C	DEGREE	FAST.	WT
S3611-0001	4-3/8"	3.38"	8.50"	30	1/4" Screws	1.79 (lb)
<p><b>NOTE:</b> HEAVY DUTY PRECISION CAST HEAD WITH MIRROR FINISH. END OF TUBE IS MACHINED AND DEBURRED. REFERENCE "FASTENER MATCHING CHART" (PAGE 155) FOR COMPATIBLE FASTENERS.</p>						

## ROD HOLDER LINERS

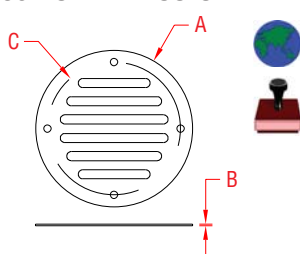
RUBBER



ITEM	A	B	DEGREE	WT
	(diameter)	(length)		(lb)
<b>WHITE LINER REPLACEMENT</b>				
S3611-1000	2"	6.50"	30	0.26
<b>BLACK LINER REPLACEMENT W/ CAP</b>				
S3611-1001	2"	7.25"	30	0.33
<p><b>NOTE:</b> DESIGNED TO FIT STANDARD 2" ROD HOLDERS, SUCH AS THE ROD HOLDERS LISTED ABOVE (S3611-0000 &amp; S3611-0001).</p>				

## FLOOR DRAIN PLATE

304 STAINLESS STEEL



ITEM	A	B	C	WT
	(size)			(lb)
S3860-0000	3-1/4"	0.04"	2.75"	0.07
<p><b>NOTE:</b> USE (4) #8 FASTENERS.</p>				

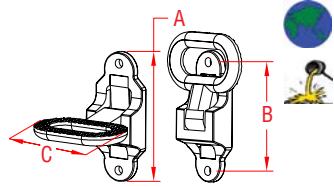


TEL 508-732-9191 • FAX 508-732-9798 • ORDERS ONLY 800-394-2222

www.suncorstainless.com

## HEAVY DUTY FOLDING STEP

316 STAINLESS STEEL

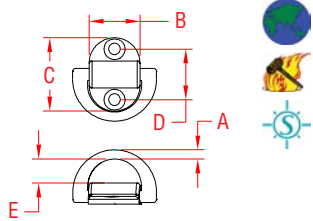


ITEM	A	B	C	FAST.	WT
					(lb)
S3630-0000	4.61"	3.88"	4.38"	5/16"	1.24

**NOTE:**  
USE WHERE TEMPORARY STEP IS REQUIRED. FOLDS UP FLAT WHEN NOT IN USE AND HOLDS EITHER POSITION BY USE OF A LEAF SPRING.  
REFERENCE "FASTENER MATCHING CHART" (PAGE 155) FOR COMPATIBLE FASTENERS.

## HEAVY DUTY FOLDING PAD EYE

316 STAINLESS STEEL

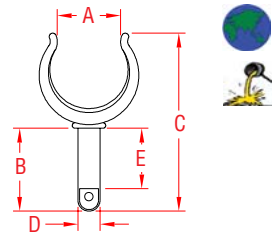


ITEM	A	B	C	D	E	WLL	WT
	(size)					(lb)	(lb)
S3712-0001	1/4"	1.06"	1.53"	0.94"	0.50"	1,200	0.13
S3712-0002	5/16"	1.38"	1.94"	1.25"	0.69"	2,000	0.25
S3712-0003	3/8"	1.75"	2.53"	1.63"	0.84"	4,000	0.60

**NOTE:**  
"D" RING IS FORGED 316 STAINLESS AND HOLDING PAD BODY IS PRECISION CAST 316.  
REFERENCE "FASTENER MATCHING CHART" (PAGE 156) FOR COMPATIBLE FASTENERS.

## OPEN OAR LOCK

316 STAINLESS STEEL

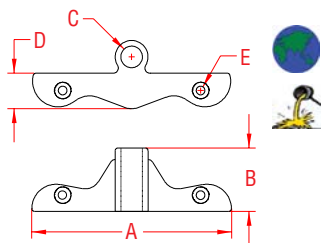


ITEM	A	B	C	D	E	WT
	(diameter)					(lb)
<b>SINGLE</b>						
S3870-0001	1-7/8"	2.00"	4.75"	0.47"	1.50"	0.33
<b>PAIR</b>						
S3870-0002	1-7/8"	2.00"	4.75"	0.47"	1.50"	0.66

**NOTE:**  
USE IN CONJUNCTION WITH THE OAR LOCK BASE (BELOW).

## OAR LOCK BASE

316 STAINLESS STEEL

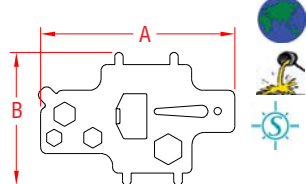


ITEM	A	B	C	D	E	WT
						(lb)
<b>SINGLE</b>						
S3871-0001	4.65"	1.47"	0.51"	0.84"	0.19"	0.28
<b>PAIR</b>						
S3871-0002	4.65"	1.47"	0.51"	0.84"	0.19"	0.56

**NOTE:**  
USE IN CONJUNCTION WITH THE OPEN OAR LOCK (ABOVE).  
REFERENCE "FASTENER MATCHING CHART" (PAGE 157) FOR COMPATIBLE FASTENERS.

## MULTI-TASK DECK KEY

304 STAINLESS STEEL



ITEM	A	B	WT
	(size)		(lb)
C3925-0000	4"	2.75"	0.14

**DISPLAY STAND**  
C3925-1000

**NOTE:**  
DECK KEY COMES WITH COLOR LANYARD. FITS ALL DECK PLATE CAPS AND COMES WITH BUILT-IN BOTTLE OPENER, SCREWDRIVER, SHACKLE KEY AND #6, #10, 1/4" AND 3/8" HEX DRIVES.



Key:



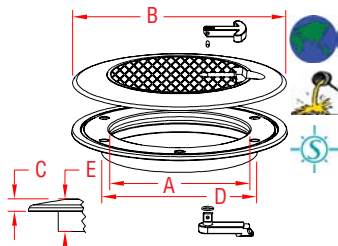
ORDERS ONLY: 800-394-2222 (USA)  
877-495-5510 (CANADA)

All logos, icons, images, measurements and descriptions are the sole property of Suncor Stainless, Inc.  
© 2013 Suncor Stainless, Inc.



## ACCESS HATCH AND FRAME

316 STAINLESS STEEL



ITEM	A	B	C	D	E	WT
	(size)					(lb)
S3812-0150	6"	9.00"	0.52"	6.50"	1.36"	5.80

**CHEVRON PATTERN. CONVEX, TAPERED RIM.**

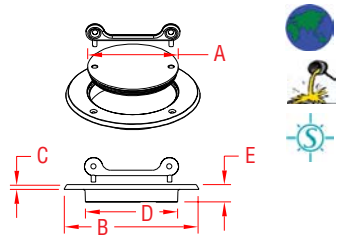
**NOTE:**  
HIGHEST QUALITY ACCESS HATCH, FEATURING EXTRA LOW PROFILE, RUBBER GASKET FOR A WEATHER TIGHT SEAL, AND NON-SLIP NON-SKID SURFACE TOP. USE VERTICALLY OR HORIZONTALLY. ENTIRELY REMOVABLE COVER, BOLTS ARE NOT VISIBLE.

**REFERENCE "FASTENER MATCHING CHART" (PAGE 157) FOR COMPATIBLE FASTENERS.**



## ACCESS HATCH AND FRAME

316 STAINLESS STEEL



ITEM	A	B	C	D	E	WT
	(size)					(lb)
S3814-0150	6"	9.25"	0.30"	6.38"	1.19"	5.80

**FLUSH MOUNT OR RECESSED. THREADED, ENTIRELY REMOVABLE COVER.**

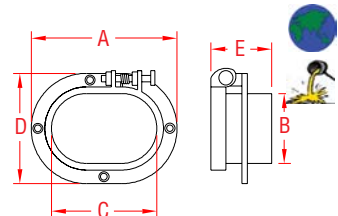
**NOTE:**  
COMES WITH ACCESS KEY. HIGHEST QUALITY ACCESS HATCH, FEATURING LOW PROFILE, RUBBER GASKET FOR A WEATHER TIGHT SEAL. CAN BE USED VERTICALLY OR HORIZONTALLY.

**REFERENCE "FASTENER MATCHING CHART" (PAGE 157) FOR COMPATIBLE FASTENERS.**



## CHAIN AND DECK PIPE

316 STAINLESS STEEL



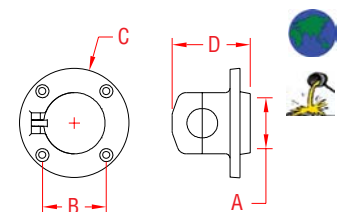
ITEM	A	B	C	D	E	WT
	(size)					(lb)
S3810-0000	5-1/2"	2.71"	3.72"	4.08"	2.00"	2.03

**NOTE:**  
USE #10 FASTENERS.  
COVER SLIDES TO OPEN AND IS SPRING LOADED TO CLOSE AUTOMATICALLY.

**REFERENCE "FASTENER MATCHING CHART" (PAGE 157) FOR COMPATIBLE FASTENERS.**

## ROPE DECK PIPE HINGED

CHROME PLATED BRASS



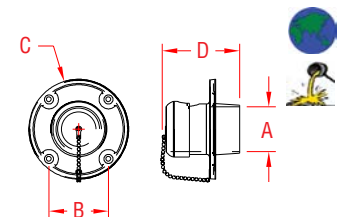
ITEM	A	B	C	D	WT
	(size)				(lb)
C3808-0002	1-1/2"	1.75"	3.00"	2.16"	0.68

**NOTE:**  
PRECISION CAST. USE 3/16" SCREWS.  
HINGED TOP FOR EASY ACCESS.

**REFERENCE "FASTENER MATCHING CHART" (PAGE 154) FOR COMPATIBLE FASTENERS.**

## ROPE DECK PIPE

CHROME PLATED BRASS



ITEM	A	B	C	D	WT
	(size)				(lb)
C3808-0001	1-3/4"	2.35"	4.00"	2.94"	1.12

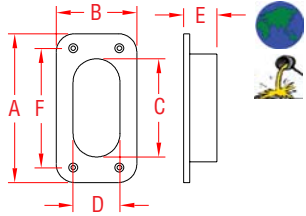
**NOTE:**  
PRECISION CAST. USE 3/16" SCREWS.  
SAFETY CHAIN ATTACHED SO TOP IS NOT LOST.

**REFERENCE "FASTENER MATCHING CHART" (PAGE 154) FOR COMPATIBLE FASTENERS.**



## HAWSE PIPE

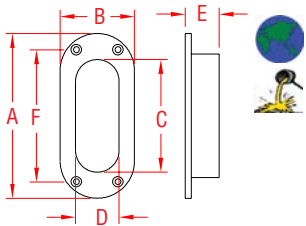
316 STAINLESS STEEL



ITEM	A	B	C	D	E	F	WT
	(size)						(lb)
<b>SQUARE</b> S3806-0000	6"	3.25"	3.92"	1.88"	1.34"	4.85"	1.38
<p><b>NOTE:</b> USE #10 FASTENERS. REFERENCE "FASTENER MATCHING CHART" (PAGE 157) FOR COMPATIBLE FASTENERS.</p>							

## OVAL HAWSE PIPE

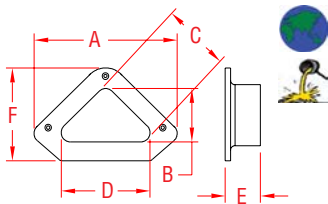
316 STAINLESS STEEL



ITEM	A	B	C	D	E	F	WT
	(size)						(lb)
<b>OVAL</b> S3806-0001	5-1/2"	2.50"	3.64"	1.45"	1.06"	4.81"	0.85
<p><b>NOTE:</b> USE #10 FASTENERS. REFERENCE "FASTENER MATCHING CHART" (PAGE 157) FOR COMPATIBLE FASTENERS.</p>							

## TRIANGULAR HAWSE PIPE

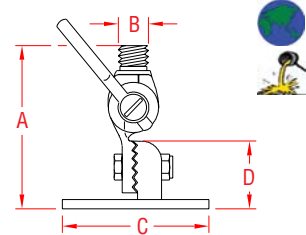
316 STAINLESS STEEL



ITEM	A	B	C	D	E	F	WT
	(size)						(lb)
<b>TRIANGLE</b> S3807-0000	7-7/8"	2.81"	3.62"	5.00"	1.98"	4.87"	2.60
<p><b>NOTE:</b> USE #10 FASTENERS. REFERENCE "FASTENER MATCHING CHART" (PAGE 157) FOR COMPATIBLE FASTENERS.</p>							

## ANTENNA RATCHET MOUNT

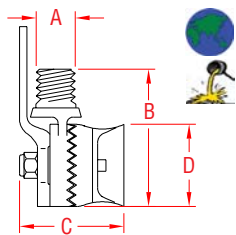
316 STAINLESS STEEL



ITEM	A	B	C	D	FAST.	WT
	(size)	(thread)				(lb)
S3620-0000	4-1/2"	1" - 14	3.62"	1.50"	1/4"	1.60
S3621-0000	6"	1" - 14	3.75"	2.30"	1/4"	2.12
<p><b>NOTE:</b> HEAVY DUTY ANTENNA RATCHET MOUNT WITH ALL COMPONENTS PRECISION CAST. THREAD "B" FITS STANDARD ANTENNAS. REFERENCE "FASTENER MATCHING CHART" (PAGE 155) FOR COMPATIBLE FASTENERS.</p>						

## ANTENNA RAIL MOUNT

316 STAINLESS STEEL



ITEM	SIZE	A	B	C	D	FAST.	WT
	(thread)						(lb)
S3625-0000	#1	1" - 14	3.50"	2.50"	2.00"	1/4"	1.24
<p><b>NOTE:</b> HEAVY DUTY ANTENNA RATCHET MOUNT WITH ALL COMPONENTS PRECISION CAST. THREAD "A" FITS STANDARD ANTENNAS.</p>							



Key:



Made in USA



Drop Forged



Precision Machined



Wire Formed



Suncor Exclusive



Import



Precision Cast



Stamped



Load Rated



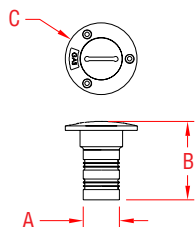
New Product

ORDERS ONLY: 800-394-2222 (USA)  
877-495-5510 (CANADA)

All logos, icons, images, measurements and descriptions are the sole property of Suncor Stainless, Inc.  
© 2013 Suncor Stainless, Inc.

## HOSE DECK FILLS

316 STAINLESS STEEL



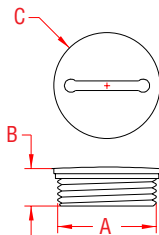
ITEM	A	B	C	TYPE	FAST.	WT
	(hose)					(lb)
S3911-0000	1-1/2"	3.35"	3.00"	GAS	# 10	1.00
S3912-0000	1-1/2"	3.35"	3.00"	DIESEL	# 10	1.00
S3913-0000	1-1/2"	3.35"	3.00"	WATER	# 10	1.00
S3914-0000	1-1/2"	3.35"	3.00"	WASTE	# 10	1.00
S3921-0000	2"	3.47"	3.50"	GAS	# 10	1.37
S3922-0000	2"	3.47"	3.50"	DIESEL	# 10	1.37

**NOTE:**  
EACH DECK FILL SET INCLUDES BODY, CHAIN, CAP AND KEY EXCEPT THE WASTE SET WHICH DOES NOT INCLUDE CHAIN.

REFERENCE "FASTENER MATCHING CHART" (PAGE 157) FOR COMPATIBLE FASTENERS.

## REPLACEMENT CAP

316 STAINLESS STEEL

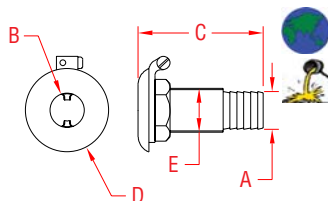


ITEM	A	B	C	WT
				(lb)
S3920-0000	1-1/2"	0.69"	1.74"	0.20

**NOTE:**  
REPLACEMENT CAP INCLUDES CHAIN. USE IN CONJUNCTION WITH THE HOSE DECK FILLS.

## THRU-HULL HOSE CONNECT

316 STAINLESS STEEL

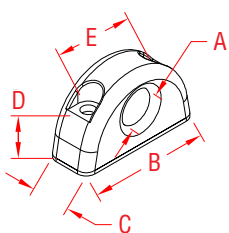


ITEM	A	B	C	D	E	WT
	(size)					(lb)
S3815-0020	3/4"	CALL FOR DETAILS AND AVAILABILITY				
S3815-0025	1"	0.75"	2.89"	1.92"	1.03"	0.42
S3815-0028	1-1/8"	1.00"	3.09"	2.14"	1.30"	0.56
S3815-0032	1-1/4"	1.12"	3.15"	2.32"	1.49"	0.68
S3815-0038	1-1/2"	1.33"	3.27"	2.53"	1.63"	0.76
S3815-0050	2"	1.71"	3.98"	3.32"	2.35"	1.12

**NOTE:**  
EACH SET CONTAINS THRU-HULL, WASHER WITH GROUNDING LUG AND NUT.

## FAIRLEAD & GASKET

316 STAINLESS STEEL

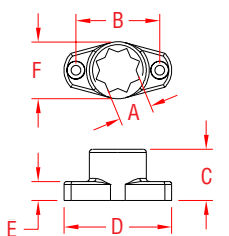


ITEM	A	B	C	D	E	FASTENERS	WT
	(rope size)						(lb)
S3730-0010	up to 5/16"	1.38"	0.44"	0.38"	0.88"	#8	0.06
S3730-0014	up to 1/2"	1.81"	0.69"	0.75"	1.00"	#10	0.14
S3730-0016	up to 5/8"	2.25"	0.81"	0.75"	1.38"	#12	0.23

**NOTE:**  
HEAVY DUTY FAIRLEADS DESIGNED TO OUTLAST AND OUTPERFORM INFERIOR NYLON VERSIONS. MADE FROM EXTREMELY CORROSION RESISTANT MARINE GRADE 316 STAINLESS STEEL. DURABLE GASKET INCLUDED. FASTENERS NOT INCLUDED.

## WINCH HANDLE HOLDER

316 STAINLESS STEEL



ITEM	A	B	C	D	E	F	WT
							(lb)
S3520-0001	0.71"	1.75"	1.06"	2.26"	0.39"	1.21"	0.18

**NOTE:**  
ELIMINATE THOSE BULKY WINCH HANDLE POCKETS IN YOUR COCKPIT AND REPLACE THEM WITH THE "WINCH HANDLE HOLDER". FEATURING A SIMPLE TWO FASTENER INSTALLATION, THIS WINCH HANDLE HOLDER CAN BE EASILY PLACED WHERE IT WILL BE MOST USEFUL.

REFERENCE "FASTENER MATCHING CHART" (PAGE 155) FOR COMPATIBLE FASTENERS.

**LIMITED LIFETIME WARRANTY**

 **SUNCOR STAINLESS**

TEL 508-732-9191 • FAX 508-732-9798 • ORDERS ONLY 800-394-2222

www.suncorstainless.com



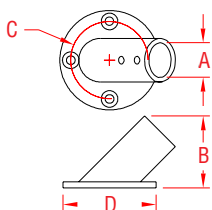
SUNCOR STAINLESS, INC.

# RAILING & BIMINI



## ROUND RAIL BASE

316 STAINLESS STEEL

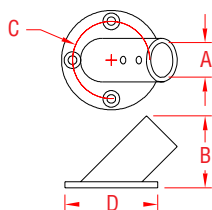


ITEM	A	B	C	D	FAST.	WT
	(size)			(base)		(lb)
<b>30 DEGREE ANGLE</b>						
S3650-0300	7/8"	1.56"	1.97"	2.66"	#10 Screws	0.49
S3650-0301	1"	1.60"	2.07"	2.79"	1/4" Screws	0.52

**NOTE:**  
SOLD INDIVIDUALLY, WITH SET SCREWS. USE 1/8" ALLEN KEY.  
REFERENCE "FASTENER MATCHING CHART" (PAGE 155)  
FOR COMPATIBLE FASTENERS.

## ROUND RAIL BASE

316 STAINLESS STEEL

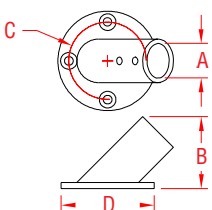


ITEM	A	B	C	D	FAST.	WT
	(size)			(base)		(lb)
<b>45 DEGREE ANGLE</b>						
S3650-0450	7/8"	1.82"	1.97"	2.66"	#10 Screws	0.50
S3650-0451	1"	1.86"	2.07"	2.79"	1/4" Screws	0.53

**NOTE:**  
SOLD INDIVIDUALLY, WITH SET SCREWS. USE 1/8" ALLEN KEY.  
REFERENCE "FASTENER MATCHING CHART" (PAGE 155)  
FOR COMPATIBLE FASTENERS.

## ROUND RAIL BASE

316 STAINLESS STEEL

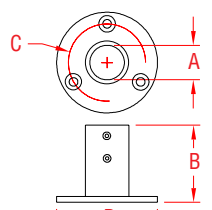


ITEM	A	B	C	D	FAST.	WT
	(size)			(base)		(lb)
<b>60 DEGREE ANGLE</b>						
S3650-0600	7/8"	1.92"	1.91"	2.66"	#10 Screws	0.47
S3650-0601	1"	1.96"	2.13"	2.79"	1/4" Screws	0.51

**NOTE:**  
SOLD INDIVIDUALLY, WITH SET SCREWS. USE 1/8" ALLEN KEY.  
REFERENCE "FASTENER MATCHING CHART" (PAGE 155)  
FOR COMPATIBLE FASTENERS.

## ROUND RAIL BASE

316 STAINLESS STEEL

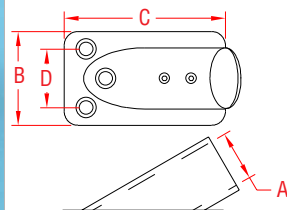


ITEM	A	B	C	D	FAST.	WT
	(size)			(base)		(lb)
<b>90 DEGREE ANGLE</b>						
S3650-0900	7/8"	1.74"	1.98"	2.66"	#10 Screws	0.46
S3650-0901	1"	1.74"	2.13"	2.79"	1/4" Screws	0.46

**NOTE:**  
SOLD INDIVIDUALLY, WITH SET SCREWS. USE 1/8" ALLEN KEY.  
REFERENCE "FASTENER MATCHING CHART" (PAGE 155)  
FOR COMPATIBLE FASTENERS.

## RECTANGULAR BASE

316 STAINLESS STEEL



ITEM	A	B	C	D	FAST.	WT
	(size)					(lb)
<b>30 DEGREE ANGLE</b>						
S3651-0300	7/8"	1.70"	2.94"	1.05"	#10 Screws	0.38
S3651-0301	1"	1.85"	3.22"	1.12"	1/4" Screws	0.48

**NOTE:**  
SOLD INDIVIDUALLY, WITH SET SCREWS. USE 1/8" ALLEN KEY.  
REFERENCE "FASTENER MATCHING CHART" (PAGE 155)  
FOR COMPATIBLE FASTENERS.

**LIMITED LIFETIME WARRANTY**

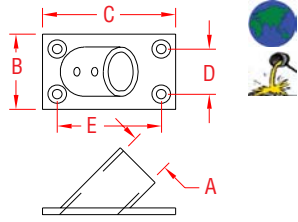
**SUNCOR STAINLESS**

TEL 508-732-9191 • FAX 508-732-9798 • ORDERS ONLY 800-394-2222

www.suncorstainless.com

## RECTANGULAR BASE

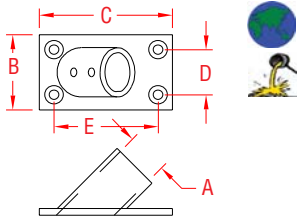

316 STAINLESS STEEL



ITEM	A	B	C	D	E	FAST.	WT
	(size)						(lb)
<b>45 DEGREE ANGLE</b>							
S3651-0450	7/8"	1.70"	3.09"	1.02"	2.40"	#10 Screws	0.46
S3651-0451	1"	1.88"	3.20"	1.12"	2.60"	1/4" Screws	0.50
<b>NOTE:</b> SOLD INDIVIDUALLY, WITH SET SCREWS. USE 1/8" ALLEN KEY. REFERENCE "FASTENER MATCHING CHART" (PAGE 155) FOR COMPATIBLE FASTENERS.							

## RECTANGULAR BASE

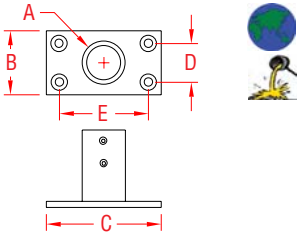
316 STAINLESS STEEL



ITEM	A	B	C	D	E	FAST.	WT
	(size)						(lb)
<b>60 DEGREE ANGLE</b>							
S3651-0600	7/8"	1.74"	3.09"	1.02"	2.40"	#10 Screws	0.47
S3651-0601	1"	1.88"	3.23"	1.12"	2.60"	1/4" Screws	0.50
<b>NOTE:</b> SOLD INDIVIDUALLY, WITH SET SCREWS. USE 1/8" ALLEN KEY. REFERENCE "FASTENER MATCHING CHART" (PAGE 155) FOR COMPATIBLE FASTENERS.							

## RECTANGULAR BASE

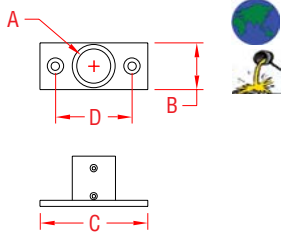
316 STAINLESS STEEL



ITEM	A	B	C	D	E	FAST.	WT
	(size)						(lb)
<b>90 DEGREE ANGLE</b>							
S3651-0900	7/8"	1.72"	3.05"	1.02"	2.40"	#10 Screws	0.44
S3651-0901	1"	1.86"	3.22"	1.12"	2.60"	1/4" Screws	0.46
<b>NOTE:</b> SOLD INDIVIDUALLY, WITH SET SCREWS. USE 1/8" ALLEN KEY. REFERENCE "FASTENER MATCHING CHART" (PAGE 155) FOR COMPATIBLE FASTENERS.							

## RECTANGULAR BASE

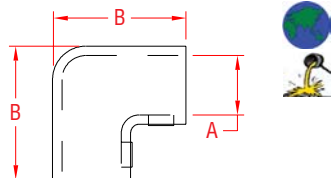
316 STAINLESS STEEL



ITEM	A	B	C	D	FAST.	WT
	(size)					(lb)
<b>90 DEGREE ANGLE, 2 HOLE</b>						
S3652-0900	7/8"	1.25"	2.86"	2.12"	1/4" Screws	0.26
S3652-0901	1"	1.42"	3.20"	2.60"	1/4" Screws	0.41
<b>NOTE:</b> SOLD INDIVIDUALLY, WITH SET SCREWS. USE 1/8" ALLEN KEY. REFERENCE "FASTENER MATCHING CHART" (PAGE 155) FOR COMPATIBLE FASTENERS.						

## RAIL ELBOW

316 STAINLESS STEEL



ITEM	A	B	WT
	(size)		(lb)
<b>90 DEGREE</b>			
S3665-0900	7/8"	2.00"	0.32
S3665-0901	1"	2.05"	0.36
<b>NOTE:</b> SOLD INDIVIDUALLY, WITH SET SCREWS. USE 1/8" ALLEN KEY.			



Key:



Made in USA



Drop Forged



Precision Machined



Wire Formed



Suncor Exclusive



Import



Precision Cast



Stamped



Load Rated



NEW Product

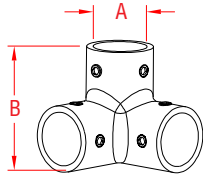
ORDERS ONLY: 800-394-2222 (USA)  
877-495-5510 (CANADA)

All logos, icons, images, measurements and descriptions are the sole property of Suncor Stainless, Inc.  
© 2013 Suncor Stainless, Inc.



## 3-WAY RAIL CORNER

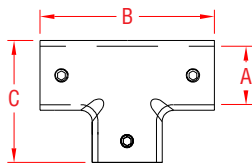
316 STAINLESS STEEL



ITEM	A	B	WT
	(size)		(lb)
<b>90 DEGREE</b>			
S3666-0000	7/8"	2.17"	0.40
S3666-0001	1"	2.27"	0.55
<b>NOTE:</b> SOLD INDIVIDUALLY, WITH SET SCREWS. USE 1/8" ALLEN KEY.			

## 3-WAY "T" RAIL

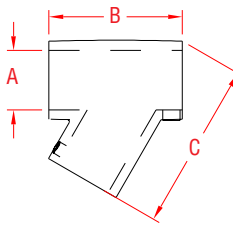
316 STAINLESS STEEL



ITEM	A	B	C	WT
	(size)			(lb)
<b>90 DEGREE</b>				
S3660-0900	7/8"	2.00"	2.00"	0.35
S3660-0901	1"	2.17"	2.20"	0.45
<b>NOTE:</b> SOLD INDIVIDUALLY, WITH SET SCREWS. USE 1/8" ALLEN KEY.				

## UNIVERSAL "T" RAIL

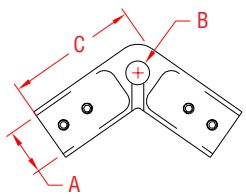
316 STAINLESS STEEL



ITEM	A	B	C	WT
	(size)			(lb)
<b>60 DEGREE</b>				
S3660-0600	7/8"	2.00"	2.50"	0.38
S3660-0601	1"	2.17"	2.75"	0.45
<b>NOTE:</b> SOLD INDIVIDUALLY, WITH SET SCREWS. USE 1/8" ALLEN KEY. THIS PART CAN BE USED IN RIGHT AND LEFT HAND APPLICATIONS.				

## BOW FORMER

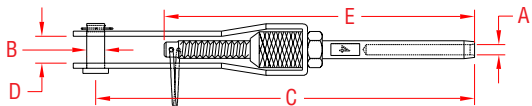
316 STAINLESS STEEL



ITEM	A	B	C	WT
	(size)			(lb)
<b>110 DEGREE ANGLE</b>				
S3663-0000	7/8"	0.51"	2.50"	0.63
<b>125 DEGREE ANGLE</b>				
S3663-0001	1"	0.51"	2.50"	0.63
<b>NOTE:</b> COMES WITH 4 SET SCREWS IN UNDERSIDE; OTHER ANGLES ARE AVAILABLE FOR BULK ORDERS.				

## LIFELINE ADJUSTER

316 STAINLESS STEEL



ITEM	A	B	C	D	E	WT
	(size)					(lb)
S0745-0003	1/8"	0.24"	5.25"	0.42"	4.35"	0.16
S0745-0004	5/32"	0.24"	5.67"	0.42"	4.70"	0.18
S0745-0005	3/16"	0.24"	5.89"	0.42"	4.97"	0.20
<b>NOTE:</b> TENSIONER DESIGNED FOR, BUT NOT LIMITED TO, LIFELINE APPLICATIONS. S0731-0703 SWAGE STUD (PAGE 33) IS USED IN THIS ASSEMBLY.  HAND SWAGE VERSION OF THIS ITEM AVAILABLE ON PAGE 39.						

**LIMITED LIFETIME WARRANTY**

**SUNCOR STAINLESS**

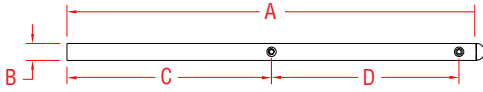
TEL 508-732-9191 • FAX 508-732-9798 • ORDERS ONLY 800-394-2222

www.suncorstainless.com

# RAILING & BIMINI HARDWARE

## LIFELINE STANCHION

316 STAINLESS STEEL

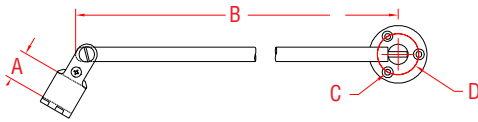


ITEM	A	B	C	D	WT
	(height)	(size)			(lb)
S3609-2425	24"	1"	12"	12"	1.32
S3609-3025	30"	1"	15"	15"	1.65
S3609-3625	36"	1"	18"	18"	1.98
S3609-CUST	custom	1"			

**NOTE:**  
THE S3608-0025 BULLET CAP IS INCLUDED IN THE STANCHION ASSEMBLY.

## STANCHION BRACE

316 STAINLESS STEEL

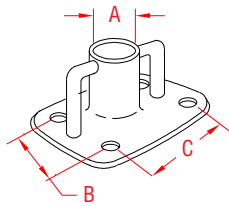


ITEM	A	B	C	D	FAST.	WT
	(size)					(lb)
S3610-0600	1"	14.41"	0.20"	1.25"	#10 Screws	1.12
S3610-0750	1"	20.41"	0.20"	1.25"	#10 Screws	1.36

**NOTE:**  
USE TO BRACE STANCHIONS NEXT TO GATES; SLIDE ALLOWS SELECTION OF HEIGHT FOR ATTACHING TO STANCHION.  
REFERENCE "FASTENER MATCHING CHART" (PAGE 155) FOR COMPATIBLE FASTENERS.

## STANCHION BASE

316 STAINLESS STEEL

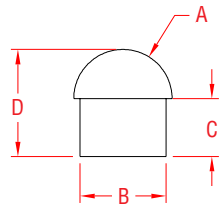


ITEM	A	B	C	FAST.	WT
	(size)				(lb)
S3610-0000	1"	1.78"	2.37"	1/4"	1.08

**NOTE:**  
HEAVY DUTY BASE, PRECISION CAST IN ONE PIECE, NO WELDS.  
BASE ANGLE IS 3 DEGREES TO ALLOW FOR SLOPING DECK.  
REFERENCE "FASTENER MATCHING CHART" (PAGE 155) FOR COMPATIBLE FASTENERS.

## BULLET CAP

316 STAINLESS STEEL

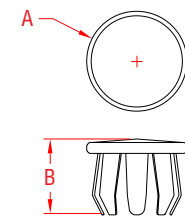


ITEM	A	B	C	D	WT
	(size)				(lb)
S3608-0025	1"	0.88"	0.58"	1.08"	0.08

**NOTE:**  
BULLET CAP IS INCLUDED IN THE LIFELINE STANCHION ASSEMBLY.

## FLAT END CAP

304 STAINLESS STEEL



ITEM	A	B	WT
	(size)		(lb)
S3679-0000	7/8"	0.65"	0.01
S3679-0001	1"	0.68"	0.01

**NOTE:**  
CLOSES TUBE ENDS WITHOUT FASTENER.



Key:

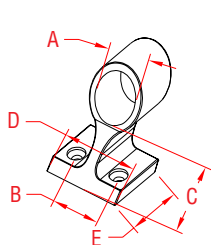


ORDERS ONLY: 800-394-2222 (USA)  
877-495-5510 (CANADA)

All logos, icons, images, measurements and descriptions are the sole property of Suncor Stainless, Inc.  
© 2013 Suncor Stainless, Inc.

## FORWARD END RAIL

316 STAINLESS STEEL

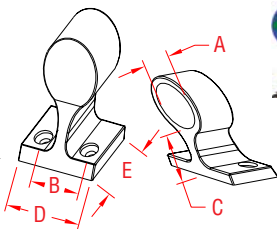


ITEM	A	B	C	D	E	FAST.	WT
	(size)						(lb)
<b>120 DEGREE</b>							
S3670-1200	7/8"	1.03"	0.96"	1.60"	1.24"	(2)#10	0.28
S3670-1201	1"	1.10"	1.14"	1.66"	1.29"	(2)#10	0.35

**NOTE:**  
REFERENCE "FASTENER MATCHING CHART" (PAGE 155)  
FOR COMPATIBLE FASTENERS.

## AFT END RAIL

316 STAINLESS STEEL

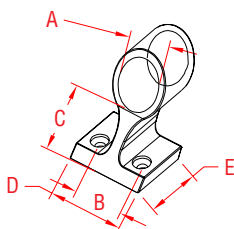


ITEM	A	B	C	D	E	FAST.	WT
	(size)						(lb)
<b>60 DEGREE</b>							
S3671-0600	7/8"	1.03"	0.96"	1.60"	1.24"	(2)#10	0.27
S3671-0601	1"	1.10"	1.14"	1.66"	1.29"	(2)#10	0.34

**NOTE:**  
REFERENCE "FASTENER MATCHING CHART" (PAGE 155)  
FOR COMPATIBLE FASTENERS.

## CENTER RAIL

316 STAINLESS STEEL

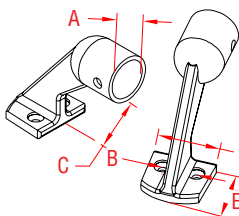


ITEM	A	B	C	D	E	FAST.	WT
	(size)						(lb)
<b>60 DEGREE</b>							
S3672-0600	7/8"	1.03"	0.96"	1.60"	1.24"	#10 Screws	0.25
S3672-0601	1"	1.10"	1.14"	1.66"	1.29"	#10 Screws	0.34

**NOTE:**  
REFERENCE "FASTENER MATCHING CHART" (PAGE 155)  
FOR COMPATIBLE FASTENERS.

## RAIL STANCHION END

316 STAINLESS STEEL

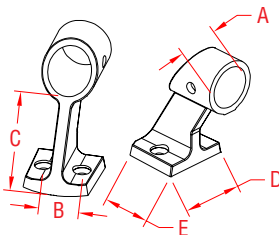


ITEM	A	B	C	D	E	FAST.	WT
	(size)						(lb)
<b>STANCHION END</b>							
S3673-0600	7/8"	0.80"	1.43"	1.46"	1.28"	(2)#10	1.12

**NOTE:**  
RAIL STANCHION PERMITS HIGHER CLEARANCE BELOW  
RAIL THAN ALTERNATIVE PARTS SHOWN ABOVE.  
REFERENCE "FASTENER MATCHING CHART" (PAGE 156)  
FOR COMPATIBLE FASTENERS.

## RAIL STANCHION CENTER

316 STAINLESS STEEL



ITEM	A	B	C	D	E	FAST.	WT
	(size)						(lb)
<b>STANCHION CENTER</b>							
S3673-1600	7/8"	1.03"	1.43"	1.46"	1.28"	(2)#10	0.28

**NOTE:**  
RAIL STANCHION PERMITS HIGHER CLEARANCE BELOW  
RAIL THAN ALTERNATIVE PARTS SHOWN ABOVE.  
REFERENCE "FASTENER MATCHING CHART" (PAGE 156)  
FOR COMPATIBLE FASTENERS.



TEL 508-732-9191 • FAX 508-732-9798 • ORDERS ONLY 800-394-2222

www.suncorstainless.com



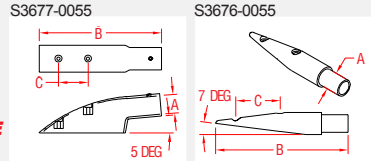
# RAILING & BIMINI HARDWARE

RAILING & BIMINI HARDWARE

## END MOUNT IN / END MOUNT OUT 316 STAINLESS STEEL



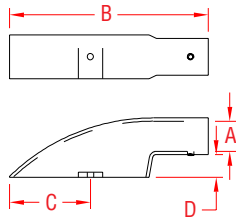
ITEM	A	B	C	FAST.	WT
(size)					(lb)
<b>END IN, 5 DEGREE</b>					
S3677-0055	7/8"	6.00"	1.60"	#10 Screws	0.43
<b>END OUT, 7 DEGREE</b>					
S3676-0055	3/4"	6.00"	1.60"	#10 Screws	0.43
<b>NOTE:</b> S3677-0055 ALLOWS RAIL TO GO INSIDE AND BE SECURED WITH SET SCREW. S3676-0055 ACCEPTS RAIL OUTSIDE FOR CONSISTENT LOOK.					
<b>REFERENCE "FASTENER MATCHING CHART" (PAGE 156) FOR COMPATIBLE FASTENERS.</b>					



## BOTTOM MOUNT 316 STAINLESS STEEL



316 STAINLESS STEEL

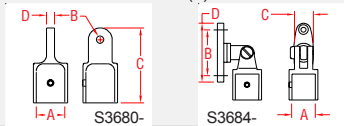


ITEM	A	B	C	D	FAST.	WT
(size)						(lb)
S3675-0900	7/8"	6.75"	2.85"	0.90"	(1)-6 mm	0.78
S3675-0901	1"	6.75"	2.85"	0.90"	(1)-6 mm	0.87
<b>NOTE:</b> HEAVY DUTY BOTTOM MOUNT FOR HANDRAILS WITHOUT WELDS. CLEAN TOP AS MOUNTING IS FROM BELOW.						

## TOP CAP/MULTI-DIRECTIONAL TOP CAP 316 STAINLESS STEEL



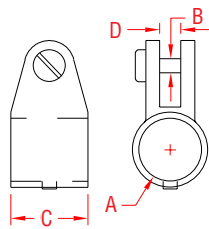
ITEM	A	B	C	D	FAST.	WT
(size)						(lb)
<b>TOP CAP</b>						
S3680-0000	7/8"	0.26"	2.38"	0.26"	N/A	0.20
S3680-0001	1"	0.26"	2.38"	0.26"	N/A	0.27
<b>HEAVY TOP CAP</b>						
S3680-1001	1"	0.32"	2.38"	0.35"	N/A	0.28
<b>MULTI-DIRECTIONAL TOP CAP</b>						
S3684-0000	7/8"	1.57"	0.72"	2.25"	(2)#10	0.35
S3684-0001	1"	1.83"	0.72"	2.53"	(2)#10	0.42
<b>NOTE:</b> S3684-SERIES ASSEMBLY ALLOWS 360 DEGREE MOVEMENT IN HORIZONTAL PLANE AND 180 DEGREES IN VERTICAL PLANE.						



## TOP SLIDE 316 STAINLESS STEEL



316 STAINLESS STEEL

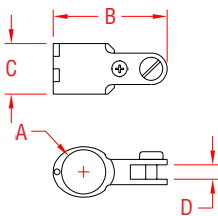


ITEM	A	B	C	D	WT
(size)					(lb)
<b>TOP SLIDE</b>					
S3681-0000	7/8"	0.21"	1.10"	0.30"	0.23
S3681-0001	1"	0.21"	1.25"	0.30"	0.27
<b>HEAVY TOP SLIDE</b>					
S3681-1001	1"	0.31"	1.20"	0.42"	0.42
<b>NOTE:</b> TOP CAP AND SLIDE WILL FIT TOGETHER.					

## HINGED TOP SLIDE 316 STAINLESS STEEL



316 STAINLESS STEEL



ITEM	A	B	C	D	WT
(size)					(lb)
S3683-0000	7/8"	2.24"	1.00"	0.30"	0.15
S3683-0001	1"	2.37"	1.00"	0.30"	0.16
<b>NOTE:</b> VERY SLEEK DESIGN WITH INCORPORATED HINGE (NOT 2 PARTS) WHICH PREVENTS LOSS DURING INSTALLATION; ALLOWS EASY INSTALLATION OF A TOP SLIDE ON ANY EXISTING BIMINI TOP.					



Key:

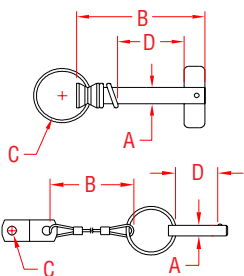


ORDERS ONLY: 800-394-2222 (USA)  
877-495-5510 (CANADA)

All logos, icons, images, measurements and descriptions are the sole property of Suncor Stainless, Inc. © 2013 Suncor Stainless, Inc.

## REMOVABLE PIN SETS

316 STAINLESS STEEL



ITEM	A	B	C	D	WT
	(size)			(grip)	(lb)
<b>REMOVABLE PIN WITH RING</b> S3685-0001	1/4"	1.53"	0.94"	1.00"	0.04
<b>LANYARD WITH PIN</b> S3685-0000	1/4"	7.00"	0.21"	1.00"	0.03

**NOTE:**  
FOR OTHER TYPES OF REMOVABLE PINS, SEE PAGE 78.

**REFERENCE "FASTENER MATCHING CHART" (PAGE 156) FOR COMPATIBLE FASTENERS.**

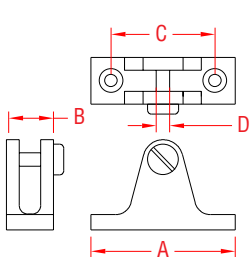
## DECK HINGES

316 STAINLESS STEEL

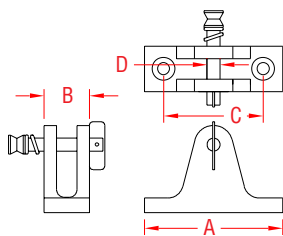


ITEM	A	B	C	D	FAST.	WT
	(size)					(lb)
<b>90 DEGREE DECK HINGE</b> S3682-2000	2-1/4"	0.73"	1.58"	0.21"	(2)#10	0.22
<b>90 DEGREE DECK HINGE, REMOVABLE PIN</b> S3682-5000	2-1/4"	0.80"	1.58"	0.25"	(2)#10	0.24
<b>CONCAVE DECK HINGE</b> S3682-3000	2-1/4"	0.68"	1.58"	0.87"	(2)#10	0.20
<b>CONCAVE DECK HINGE, REMOVABLE QUICK PIN</b> S3682-3001	2-1/4"	0.76"	1.58"	0.87"	(2)#10	0.20

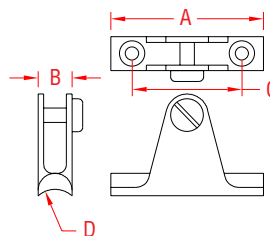
**NOTE:**  
REFERENCE "FASTENER MATCHING CHART" (PAGE 156) FOR COMPATIBLE FASTENERS.



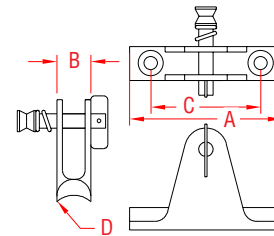
S3682-2000



S3682-5000



S3682-3000



S3682-3001

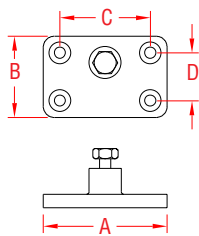
## DECK HINGES

316 STAINLESS STEEL

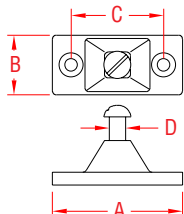


ITEM	A	B	C	D	FAST.	WT
	(size)					(lb)
<b>SIDE DECK HINGE</b> S3682-0000	2"	0.92"	1.40"	0.24"	(2)#10	0.16
<b>HEAVY SIDE DECK HINGE</b> S3682-1000	2-13/16"	1.85"	2.00"	1.08"	(4)#10	0.30
<b>80 DEGREE DECK HINGE, SCREWED</b> S3682-4000	2-1/4"	0.80"	1.58"	0.21"	(2)#10	0.24
<b>80 DEGREE DECK HINGE, DRILLED</b> S3682-4001	2-1/4"	0.80"	1.58"	0.26"	(2)#10	0.24

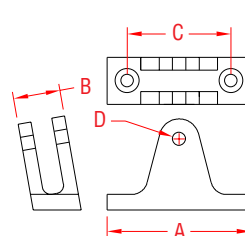
**NOTE:**  
REFERENCE "FASTENER MATCHING CHART" (PAGE 156) FOR COMPATIBLE FASTENERS.



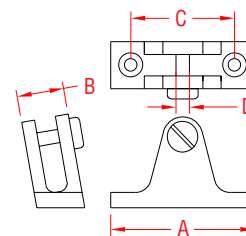
S3682-1000



S3682-0000



S3682-4001



S3682-4000

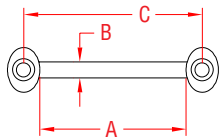


TEL 508-732-9191 • FAX 508-732-9798 • ORDERS ONLY 800-394-2222

www.suncorstainless.com

## FOOTMAN'S LOOP

316 STAINLESS STEEL



ITEM	A	B	C	FAST.	WLL	WT
	(size)				(lb)	(lb)
S0224-0025	1"	0.24"	1.48"	#8 Screws	400	0.04
S0224-0050	2"	0.24"	2.48"	#8 Screws	400	0.05

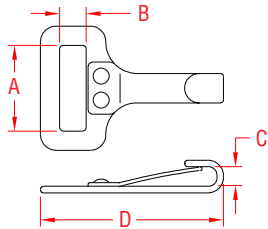
**NOTE:**  
CAN BE USED HORIZONTALLY OR VERTICALLY. PATENTED, "NO SNAG" DESIGN. USE FLAT HOOK S0210-0025 TO ATTACH WEBBING OR SLIP THE WEBBING WITH SEWN LOOP (S0232-SERIES, PAGE 101) OVER THE FITTING BEFORE TIGHTENING ATTACHMENT.

REFERENCE "FASTENER MATCHING CHART" (PAGE 154) FOR COMPATIBLE FASTENERS.



## FIXED BIMINI CLIP

304 STAINLESS STEEL



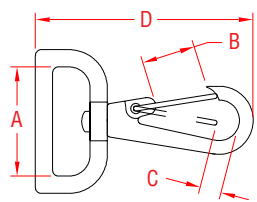
ITEM	A	B	C	D	WLL	WT
	(size)				(lb)	(lb)
S0220-0025	1"	0.23"	0.20"	1.94"	70	0.03

**NOTE:**  
SEE COMBINATIONS ON PAGE 100 AND 101 FOR READY-MADE ASSEMBLIES.



## SWIVEL WEB CLIP

304 STAINLESS STEEL



ITEM	A	B	C	D	WLL	WT
	(size)				(lb)	(lb)
S0221-0025	1"	0.63"	0.41"	2.56"	130	0.07
S0221-0038	1-1/2"	0.63"	0.41"	2.63"	130	0.08
S0221-0050	2"	0.63"	0.41"	2.71"	130	0.10

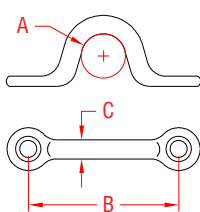
**NOTE:**  
NEW "SLIMLINE" BAIL FOR WEBBING. SPECIAL TORSION SPRING GATE FOR LONGER LIFE. COMBINATION POSSIBLE WITH STAR ADJUSTER™ (S0217-0025, PAGE 105).

SEE COMBINATIONS ON PAGE 100 AND 101 FOR READY-MADE ASSEMBLIES.



## PAD EYE

304 STAINLESS STEEL



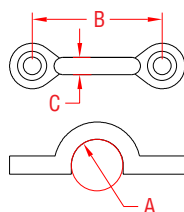
ITEM	SIZE	A	B	C	WLL	WT
		(max. diameter)			(lb)	(lb)
S3719-0004	5/32"	0.46"	1.25"	0.15"	300	0.01
S3719-0005	3/16"	0.56"	1.57"	0.19"	400	0.02
S3719-0006	1/4"	0.63"	1.75"	0.23"	500	0.03
S3719-0008	5/16"	0.63"	1.95"	0.31"	600	0.06

**NOTE:**  
ROUND CROSS-SECTION PREVENTS CHAFE OF ROPE.

REFERENCE "FASTENER MATCHING CHART" (PAGE 156-157) FOR COMPATIBLE FASTENERS.

## HEAVY DUTY PAD EYE

316 STAINLESS STEEL



ITEM	SIZE	A	B	C	WLL	WT
		(max. diameter)			(lb)	(lb)
S3719-1005	5/8"	0.40"	1.40"	0.19"	350	0.03

**NOTE:**  
ITEM IS CAST. ROUND BAR PREVENTS CHAFE OF ROPE.

REFERENCE "FASTENER MATCHING CHART" (PAGE 157) FOR COMPATIBLE FASTENERS.



Key:



Made in USA



Drop Forged



Precision Machined



Wire Formed



Suncor Exclusive



Import



Precision Cast



Stamped



Load Rated



NEW New Product


ORDERS ONLY: 800-394-2222 (USA)  
877-495-5510 (CANADA)

All logos, icons, images, measurements and descriptions are the sole property of Suncor Stainless, Inc. © 2013 Suncor Stainless, Inc.



SUNCOR STAINLESS, INC.

# ANCHORS



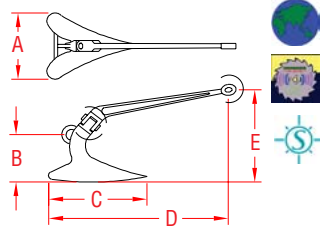
 **SUNCOR**  
Stainless

[www.suncorstainless.com](http://www.suncorstainless.com)

137

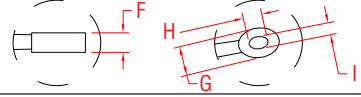
## PLOWMASTER™ ANCHOR

**316 STAINLESS STEEL  
MIRROR POLISHED**



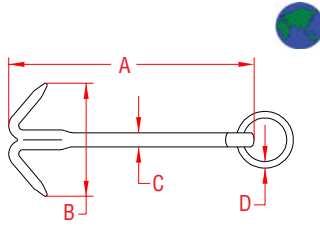
ITEM	SIZE	A	B	C	D	E	F	G	H	I
S7025-0000	25 lb.	12.0"	7.8"	16.5"	30.5"	13.0"	0.6"	2.0"	1.4"	0.7"
S7035-0000	35 lb.	12.8"	8.5"	17.5"	34.5"	14.0"	0.6"	2.3"	1.5"	0.8"
S7045-0000	45 lb.	14.3"	10.0"	20.0"	39.0"	17.0"	0.7"	2.4"	1.5"	0.8"
S7060-0000	60 lb.	15.8"	11.0"	21.0"	41.5"	18.0"	0.8"	2.9"	1.8"	0.9"
S7080-0000	80 lb.	17.5"	12.0"	25.0"	45.0"	19.0"	0.9"	2.9"	2.0"	1.0"
S7090-0000	100 lb.	21.0"	13.5"	29.0"	52.0"	20.0"	0.8"	2.9"	1.0"	1.0"
S7095-0000	150 lb.	22.5"	14.0"	32.0"	55.5"	20.0"	1.0"	2.9"	1.0"	1.0"

**NOTE:**  
PRECISION CUT AND POLISHED FROM 316 STAINLESS STEEL, THEN WELDED AND HAND POLISHED.



## HOOK ANCHOR

**316 STAINLESS STEEL**



ITEM	SIZE	A	B	C	D
S7601-0000	1 lb.	7.87"	5.62"	0.50"	0.25"
S7602-0000	2 lb.	9.44"	8.53"	0.63"	0.31"
S7603-0000	4 lb.	12.40"	10.47"	0.75"	0.38"

**NOTE:**  
HOOK ANCHOR FEATURES 4 FIXED PRONGS AND A ROUND RING FOR EASY ATTACHMENT TO CHAIN OR ROPE. IT IS IDEAL FOR LIGHT DUTY APPLICATIONS, INCLUDING, SMALL CRAFTS, DINGHIES, JETSKIS, CANOES, KAYAKS AND SMALL BOATS.

## FOLDING GRAPNEL ANCHOR

**CAST IRON  
GALVANIZED**



ITEM	SIZE	LENGTH	WIDTH		SHACKLE
			(open)	(closed)	
G8001-MKII	1.5 lb.	7.00"	6.75"	2.00"	3/16"
G8003-MKII	3 lb.	12.00"	10.00"	2.50"	1/4"
G8005-MKII	5 lb.	12.75"	13.50"	2.63"	5/16"
G8008-MKII	7 lb.	16.00"	16.50"	3.00"	5/16"
G8012-MKII	12 lb.	18.00"	17.00"	3.50"	3/8"
G8033-MKII	33 lb.	26.00"	25.00"	6.00"	1/2"

**NOTE:**  
ANCHORS INCLUDE ONE SHACKLE. GOOD FOR SMALL CRAFT IN ROCKS AND MUDDY BOTTOMS.

## PAK-ANCHOR™ KIT

INCLUDES LINE, ANCHOR, SNAP AND BAG

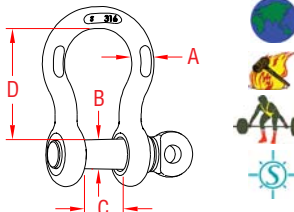


ITEM	ANCHOR	COLOR	LINE LENGTH	WT
	(size)			(lb)
C8003-BL20	3 lb.	BLUE	20 FEET	4.10
C8003-BL40	3 lb.	BLUE	40 FEET	4.85
C8003-LM20	3 lb.	MAROON	20 FEET	4.10
C8003-LM40	3 lb.	MAROON	40 FEET	4.85
C8003-TL20	3 lb.	TEAL	20 FEET	4.10
C8003-TL40	3 lb.	TEAL	40 FEET	4.85

**NOTE:**  
KIT IS IDEAL FOR JETSKIS, CANOES, KAYAKS, AND SMALL BOATS. KIT INCLUDES STAINLESS SNAP, SHACKLE, THIMBLE, ANCHOR, LINE AND DRIP-DRY MESH BAG. KIT IS PACKAGED WITH BAR CODE.

## ANCHOR SHACKLE

**316-NM STAINLESS STEEL  
WITH OVERSIZE SCREW PIN**



ITEM	A	B	C	D	WLL	WT
	(size)				(lb)	(lb)
S0116-FS05	3/16"	0.26"	0.41"	0.83"	650	0.05
S0116-FS07	1/4"	0.31"	0.47"	1.11"	1,000	0.10
S0116-FS08	5/16"	0.38"	0.53"	1.20"	1,300	0.17
S0116-FS10	3/8"	0.44"	0.66"	1.41"	1,500	0.30
S0116-FS12	7/16"	0.50"	0.72"	1.77"	2,000	0.50
S0116-FS13	1/2"	0.63"	0.82"	1.83"	3,000	0.71
S0116-FS16	5/8"	0.75"	1.02"	2.41"	4,000	1.39
S0116-FS20	3/4"	0.88"	1.25"	2.84"	6,000	2.31
S0116-FS22	7/8"	1.00"	1.48"	3.30"	8,000	3.64
S0116-FS25	1"	1.13"	1.70"	3.80"	10,000	5.18
S0116-FS32	1-1/4"	1.38"	2.03"	4.69"	14,000	9.88

**NOTE:** I/A/W FED SPEC RR-C-271D, TYPE IVA, CLASS 2, EXCEPT 316 STAINLESS. MARKED TO THE NEAREST FRACTIONAL TON.



**Key:**

Made in USA	Drop Forged	Precision Machined	Wire Formed	Suncor Exclusive
Import	Precision Cast	Stamped	Load Rated	NEW Product

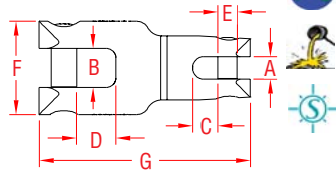
ORDERS ONLY: 800-394-2222 (USA)  
877-495-5510 (CANADA)

All logos, icons, images, measurements and descriptions are the sole property of Suncor Stainless, Inc. © 2013 Suncor Stainless, Inc.



## ANCHOR SWIVEL

17-4 PH STAINLESS STEEL



ITEM	SIZE	A	B	C	D	E	F	G	BL	WT
	(for chain)								(lb)	(lb)
S0190-0008	1/4 - 5/16"	0.38"	0.65"	0.50"	0.81"	0.31"	1.90"	3.81"	8,500	0.96
S0190-0013	3/8 - 1/2"	0.59"	0.85"	0.67"	1.25"	0.50"	2.35"	5.50"	15,000	2.18
S0190-0020	1/2 - 3/4"	0.88"	1.52"	1.01"	1.53"	0.75"	3.64"	8.24"	25,000	9.39

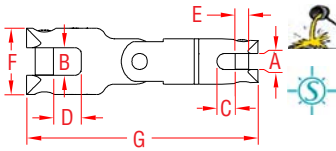
**NOTE:**  
HEAVY DUTY ANCHOR RODE SWIVEL. SLEEK DESIGN WITH SOLID SCREW PINS. SWIVEL SPINS 360 DEGREES. EQUIPPED WITH SOLID BRONZE THRUST WASHER. THREAD LOCKING LIQUID INCLUDED FOR CROSS PINS.

**REPLACEMENT PINS**  
S0190-RP08 5/16"  
S0190-RP13 1/2"  
S0190-RP20 3/4"



## UNIVERSAL ANCHOR SWIVEL

17-4 PH STAINLESS STEEL



ITEM	SIZE	A	B	C	D	E	F	G	BL	WT
	(chain)								(lb)	(lb)
S0190-X008	1/4" - 5/16"	0.38"	0.65"	0.50"	0.81"	0.31"	1.90"	5.55"	8,500	1.40
S0190-X013	3/8" - 1/2"	0.59"	0.85"	0.67"	1.25"	0.50"	2.35"	8.06"	15,000	3.34
S0190-X020	1/2" - 3/4"	0.88"	1.52"	1.01"	1.53"	0.75"	3.64"	12.68"	25,000	13.82

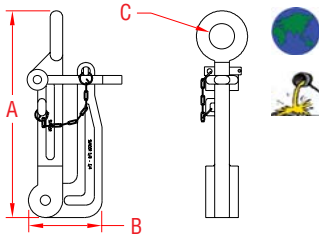
**NOTE:**  
HEAVY DUTY ANCHOR RODE SWIVEL. SLEEK DESIGN WITH SOLID SCREW PINS. SWIVEL SPINS 360 DEGREES. EQUIPPED WITH SOLID BRONZE THRUST WASHER. THREAD LOCKING LIQUID INCLUDED FOR CROSS PINS.

**REPLACEMENT PINS**  
S0190-RP08 5/16"  
S0190-RP13 1/2"  
S0190-RP20 3/4"



## USCG CHAIN STOPPER

316 STAINLESS STEEL



ITEM	A	B	C	WT
	(size)			(lb)
S0180-0300	12"	4.25"	1.48"	9.05

**NOTE:**  
CAN BE USED ON 5/8" AND 3/4" CHAIN. POLISH IS MIRROR FINISH. SET INCLUDES STAINLESS TOGGLE SAFETY PIN WITH CHAIN. USE ANY SUITABLE 3/4" SIZE TURNBUCKLE (PAGES 16-18) FOR TENSIONING CHAIN.

## CHAIN AND SPLICED ROPE

316L STAINLESS STEEL & 3-STRAND TWIST

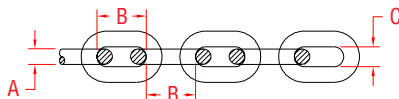


ITEM	CHAIN		ROPE		WLL	WT
	(size)	(length)	(size)	(length)		
S0661-1007-0	1/4"	10 FT.	1/2"	150 FT.	1,825	18.50
S0661-1507-2	1/4"	15 FT.	1/2"	200 FT.	1,825	25.60
S0661-1508-1	5/16"	15 FT.	9/16"	150 FT.	2,400	29.00
S0661-2008-2	5/16"	20 FT.	9/16"	200 FT.	2,400	38.50
S0661-1510-1	3/8"	15 FT.	5/8"	150 FT.	3,750	40.00
S0661-2510-3	3/8"	25 FT.	5/8"	250 FT.	3,750	66.00

**NOTE:** THE STANDARD CHAIN IS 316L S0601(S1) WITH S4 AVAILABLE ON SPECIAL ORDER. BOTH ARE SHOWN ON PAGE 11. ROPE IS TREATED 3-STRAND TWIST AND IS PROFESSIONALLY SPLICED DIRECTLY TO THE CHAIN WITH A TAPERED SPLICE. SUNCOR CAN CUSTOMIZE THIS ANCHOR RODE COMBINATION. PLEASE CALL WITH YOUR SPECIFICATIONS. ALLOW ONE TO TWO WEEKS FOR DELIVERY. CUSTOM ORDERS ARE NOT RETURNABLE.

## SELECTED ANCHOR CHAIN

316L STAINLESS STEEL



ITEM	SIZE	A	B	C	WLL	BL	WT
					(lb)	(lb)	(lb/ft)
S0601-0007	1/4" (9/32)	0.28"	0.87"	0.36"	2,000	8,000	0.76
S0601-0008	5/16"	0.32"	0.95"	0.41"	2,400	9,600	0.94
S0601-0010	3/8"	0.39"	1.10"	0.54"	3,750	15,000	1.60
S0601-0013	1/2"	0.51"	1.38"	0.74"	6,500	26,000	2.74
S0604-0007	1/4" (9/32)	0.28"	0.84"	0.40"	2,000	8,000	0.67
S0604-0008	5/16"	0.32"	1.02"	0.47"	2,400	9,600	0.92
S0604-0010	3/8"	0.39"	1.22"	0.57"	3,550	14,200	1.60
S0604-0013*	1/2"	0.51"	1.59"	0.76"	6,500	26,000	2.10
S0602-0007	1/4"	0.25"	1.00"	0.43"	1,570	6,280	0.57
S0602-0008	5/16"	0.32"	0.94"	0.46"	2,400	9,600	0.98
S0602-0010	3/8"	0.39"	1.22"	0.57"	3,550	14,200	1.60
S0602-0012*	1/2" (7/16)	0.47"	1.50"	0.78"	5,400	21,600	2.00





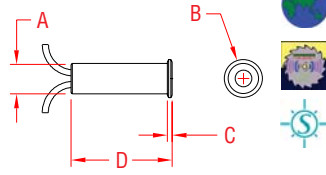

SUNCOR STAINLESS, INC.

# ELECTRICAL




## MICRO STAR™

HOUSING: 316 STAINLESS



**NOTE:**  
SMALLEST SELF CONTAINED LED ON THE MARKET, ONLY NEEDS 1/4" BORE FOR HOUSING OR 3/8" IF USED WITH GROMMET. MICRO STAR™ SITS FLUSH IN RECESSED AREA. WATERPROOF.

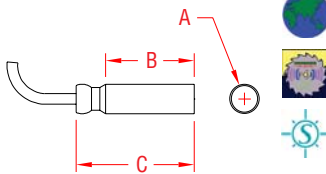


ITEM	A	B	C	D	WIRE	COLOR	WT
	(size)						(lb)
<b>12 VOLT DC</b>							
S0801-0000	1/4"	0.312"	0.09"	0.825"	24.00"	white	0.02
S0801-000R	1/4"	0.312"	0.09"	0.825"	24.00"	red	0.02
S0801-000B	1/4"	0.312"	0.09"	0.825"	24.00"	blue	0.02
S0801-000G	1/4"	0.312"	0.09"	0.825"	24.00"	green	0.02
S0801-000Y	1/4"	0.312"	0.09"	0.825"	24.00"	yellow	0.02
<b>24 VOLT DC</b>							
S0802-0000	1/4"	0.312"	0.09"	0.825"	24.00"	white	0.02
S0802-000R	1/4"	0.312"	0.09"	0.825"	24.00"	red	0.02
S0802-000Y	1/4"	0.312"	0.09"	0.825"	24.00"	yellow	0.02
<b>SPACER:</b>							
S0841-0030	30°						



## TRI STAR

HOUSING: 316 STAINLESS



**NOTE:**  
VERY COMPACT SELF CONTAINED UNIT WITH 3 LEDS. LARGE ENOUGH TO USE IN LANDSCAPE BETWEEN PLANTS, ROCKS OR PAVING. WATERPROOF TO 10 FEET; MOST EFFICIENT IN POWER CONSUMPTION 20 MA @13 VDC (TYPICAL), THE SAME AS ONE SINGLE MICRO STAR™.

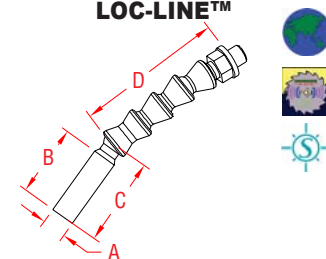


ITEM	A	B	C	COLOR	WT	
	(size)					(lb)
<b>12 VOLT</b>						
S0803-0000	1/2"	1.50"	2.00"	white	0.07	
S0803-000R	1/2"	1.50"	2.00"	red	0.07	



## TRI STAR WITH STALK

HOUSING: 316 STAINLESS, LOC-LINE™



**NOTE:**  
TRI STAR IS ATTACHED TO FLEXIBLE STALK. MOST EFFICIENT IN POWER CONSUMPTION 20 MA @13 VDC (TYPICAL), PLUS THE ADDITION OF DIRECTING LIGHT WHERE NEEDED. IDEAL FOR CHART TABLES, AS A WORKLIGHT ON MACHINES AND IN LANDSCAPE OR ARCHITECTURAL APPLICATIONS.



ITEM	A	B	C	D	COLOR	WT
	(size)					(lb)
<b>12 VOLT</b>						
S0803-1040	1/2"	1.50"	2.00"	4.00"	white	0.10
S0803-104R	1/2"	1.50"	2.00"	4.00"	red	0.10
S0803-1080	1/2"	1.50"	2.00"	8.00"	white	0.13
S0803-108R	1/2"	1.50"	2.00"	8.00"	red	0.13
S0803-1120	1/2"	1.50"	2.00"	12.00"	white	0.16
S0803-112R	1/2"	1.50"	2.00"	12.00"	red	0.16



LIMITED LIFETIME WARRANTY

**SUNCOR STAINLESS**

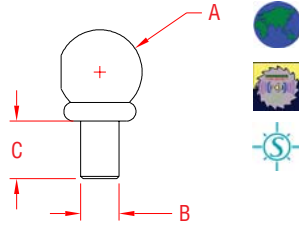
TEL 508-732-9191 • FAX 508-732-9798 • ORDERS ONLY 800-394-2222

www.suncorstainless.com and microstarlight.com



## TRI STAR BALL

HOUSING: 316 STAINLESS



**NOTE:**  
SELF CONTAINED BALL HOUSING HAS 3 LEDS AND IS THREADED. COMES WITH NUT. IT HAS ALL THE FEATURES OF THE TRI STAR: WATERPROOF TO 10 FEET; MOST EFFICIENT IN POWER CONSUMPTION 20 MA@13 VDC (TYPICAL). IDEAL FOR RAILINGS AND OTHER ARCHITECTURAL AND MARINE APPLICATIONS.

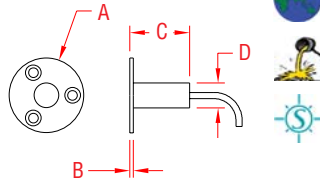


ITEM	A	B	C	COLOR	WT
	(size)				(lb)
<b>12 VOLT</b>					
S0803-2000	1-1/8"	0.50"	0.78"	white	0.23
S0803-200R	1-1/8"	0.50"	0.78"	red	0.23



## TRI STAR FACEMOUNT

HOUSING: 316 STAINLESS



**NOTE:**  
A VERY LOW PROFILE VERSION OF THE TRI STAR WITH ALL ITS FEATURES: WATERPROOF TO 10 FEET; MOST EFFICIENT IN POWER CONSUMPTION 20 MA @13 VDC (TYPICAL). THE SELF-CONTAINED HOUSING PROTRUDES ONLY 1/16" AND CAN BE MOUNTED FROM THE FRONT USING COUNTERSUNK SCREWS FOR EASY REMOVAL OR RIVETS FOR ADDED SECURITY.



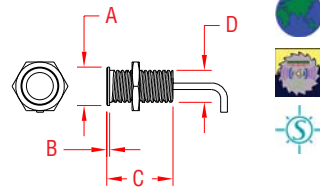
ITEM	A	B	C	D	COLOR	WT
	(size)					(lb)
<b>12 VOLT</b>						
S0803-5000	1-1/2"	0.13"	1.20"	0.50"	white	0.08
S0803-500R	1-1/2"	0.13"	1.20"	0.50"	red	0.08

**NOTE:**  
REFERENCE "FASTENER MATCHING CHART" (PAGE 154-155) FOR COMPATIBLE FASTENERS.




## TRI STAR BACK MOUNT

HOUSING: 316 STAINLESS



**NOTE:**  
A VERY LOW PROFILE AND SMALL FACE VERSION OF THE TRI STAR WITH ALL ITS FEATURES: WATERPROOF TO 10 FEET; MOST EFFICIENT IN POWER CONSUMPTION 20 MA @13 VDC (TYPICAL). IT CAN BE MOUNTED THROUGH MATERIAL UP TO 3/4" THICK AND SECURED FROM THE BACK WITH A NUT. FRONT IS COMPLETELY FLUSH, INCLUDING A RESIN OVER THE LED, GIVING DIFFUSED LIGHT.



ITEM	A	B	C	D	COLOR	WT
	(size)					(lb)
<b>12 VOLT</b>						
S0803-6000	3/4"	0.06"	1.27"	0.63"	white	0.09
S0803-600R	3/4"	0.06"	1.27"	0.63"	red	0.09



**Key:**



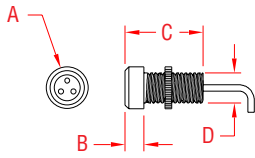
ORDERS ONLY: 800-394-2222 (USA)  
877-495-5510 (CANADA)

All logos, icons, images, measurements and descriptions are the sole property of Suncor Stainless, Inc. © 2013 Suncor Stainless, Inc.




## TRI STAR BULKHEAD MOUNT

HOUSING: 316 STAINLESS



**NOTE:**  
SELF CONTAINED HEAVY DUTY  
THREADED HOUSING WITH ALL  
THE FEATURES OF THE TRI STAR.  
FOR INDUSTRIAL OR MARINE  
APPLICATIONS. IT CAN BE  
MOUNTED THROUGH MATERIAL  
UP TO 3/4" THICK AND SECURED  
FROM THE BACK WITH THE NUT.  
LED IS NOT COVERED BY A RESIN  
ALLOWING DIRECT LIGHT.

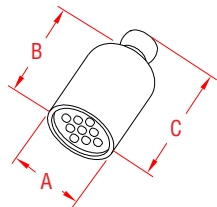


ITEM	A	B	C	D	COLOR	WT
	(size)					(lb)
<b>12 VOLT</b>						
S0803-7000	3/4"	0.31"	1.30"	0.50"	white	0.05
S0803-700R	3/4"	0.31"	1.30"	0.50"	red	0.05



## 9 STAR CLUSTER

HOUSING: 316 STAINLESS



**NOTE:**  
SUNCOR'S BRIGHTEST STAR:  
LIGHT OUTPUT IS 9X THE  
MICRO STAR™. SELF CONTAINED  
HOUSING WITH 9 LED. CAN  
BE ATTACHED TO FLEXIBLE  
STALK TO GET ADJUSTABLE  
SUPERIOR LIGHT WHERE  
NEEDED. IDEAL FOR CHART  
TABLES, AS WORKLIGHT, SPOTLIGHT OR IN  
LANDSCAPE APPLICATIONS. WATERPROOF TO  
10 FEET, POWER CONSUMPTION 60 MA @13  
VDC (TYPICAL).

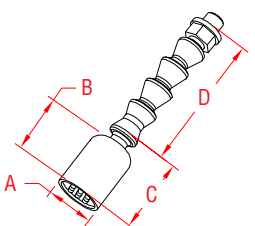


ITEM	A	B	C	COLOR	WT
	(size)				(lb)
<b>12 VOLT</b>					
S0809-0000	1"	1.31"	1.75"	white	0.14
S0809-000R	1"	1.31"	1.75"	red	0.14
S0809-000Y	1"	1.31"	1.75"	yellow	0.14



## 9 STAR CLUSTER WITH STALK


HOUSING: 316 STAINLESS,  
LOC-LINE™



**NOTE:**  
SUNCOR'S BRIGHTEST STAR:  
LIGHT OUTPUT IS 9X THE  
MICRO STAR™. SELF CONTAINED  
HOUSING WITH 9 LED.  
FLEXIBLE STALK IS EITHER  
4", 8" OR 12" LONG.  
WATERPROOF TO 10 FEET,  
POWER CONSUMPTION  
60 MA @13 VDC (TYPICAL).



ITEM	A	B	C	D	COLOR	WT
	(size)					(lb)
<b>12 VOLT</b>						
S0809-1040	1"	1.31"	1.75"	4.00"	white	0.17
S0809-104R	1"	1.31"	1.75"	4.00"	red	0.17
S0809-104Y	1"	1.31"	1.75"	4.00"	yellow	0.17
S0809-1080	1"	1.31"	1.75"	8.00"	white	0.20
S0809-108R	1"	1.31"	1.75"	8.00"	red	0.20
S0809-108Y	1"	1.31"	1.75"	8.00"	yellow	0.20
S0809-1120	1"	1.31"	1.75"	12.00"	white	0.23
S0809-112R	1"	1.31"	1.75"	12.00"	red	0.23
S0809-112Y	1"	1.31"	1.75"	12.00"	yellow	0.23




**LIMITED LIFETIME  
WARRANTY**

**SUNCOR STAINLESS**

TEL 508-732-9191 • FAX 508-732-9798 • ORDERS ONLY 800-394-2222

www.suncorstainless.com and microstarlight.com

## MICRO STAR™ TRANSFORMER

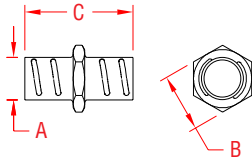


ITEM	A (width)	B (height)	C (depth)	INPUT	OUTPUT	WT (lb)
<b>DC TRANSFORMER</b>						
S0832-0001	2.20"	3.63"	1.50"	120V-60HZ	12 Volts DC/ 1AMP	0.64

**NOTE:**  
**UL APPROVED. FOR USE WITH ALL SUNCOR LED LIGHTING PRODUCTS. FEATURES AN OPTICAL LIGHT SENSOR WHICH AUTOMATICALLY TURNS LIGHTS "ON" AT NIGHT AND "OFF" AT DAYBREAK. HEAVY-DUTY WATER RESISTANT CONSTRUCTION PROVIDES YEARS OF RELIABLE SERVICE. MOUNTING HARDWARE SUPPLIED.**

## SCREW-IN COUPLING

316 STAINLESS STEEL

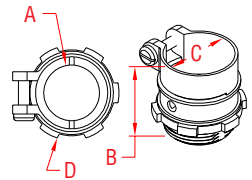


ITEM	A (size)	B	C	WT (lb)
S0851-0013	1/2"	0.94"	1.81"	0.05
S0851-0020	3/4"	1.10"	2.08"	0.07
S0851-0025	1"	1.35"	2.45"	0.12

**NOTE:**  
**FOR USE WITH FLEXIBLE CONDUIT.**

## STRAIGHT CONNECTOR

316 STAINLESS STEEL

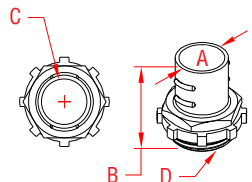


ITEM	A (size)	B	C	D	WT (lb)
S0852-0010	3/8"	0.99"	0.60"	0.75"	0.08
S0852-0013	1/2"	1.48"	0.95"	0.75"	0.11
S0852-0020	3/4"	1.59"	1.08"	1.00"	0.18
S0852-0025	1"	1.99"	1.35"	1.25"	0.28
S0852-0032	1-1/4"	2.05"	1.62"	1.50"	0.39

**NOTE:**  
**FOR USE WITH FLEXIBLE CONDUIT.**

## SCREW-IN CONNECTOR

316 STAINLESS STEEL

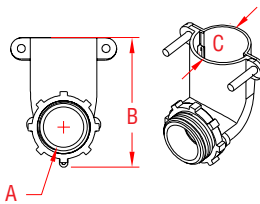


ITEM	A (size)	B	C	D	WT (lb)
S0853-0010	3/8"	1.31"	0.28"	0.75"	0.07
S0853-0013	1/2"	1.36"	0.48"	0.75"	0.08
S0853-0020	3/4"	1.49"	0.69"	1.00"	0.12
S0853-0025	1"	1.82"	0.86"	1.25"	0.20
S0853-0032	1-1/4"	1.99"	1.07"	1.50"	0.29

**NOTE:**  
**FOR USE WITH FLEXIBLE CONDUIT.**

## ELBOW CONNECTOR

316 STAINLESS STEEL



ITEM	A (size)	B	C	WT (lb)
S0854-0010	3/8"	1.89"	0.44"	0.13
S0854-0013	1/2"	2.17"	0.67"	0.16
S0854-0020	3/4"	2.41"	0.84"	0.24
S0854-0025	1"	2.96"	1.16"	0.46
S0854-0032	1-1/4"	3.79"	1.58"	1.01

**NOTE:**  
**FOR USE WITH FLEXIBLE CONDUIT.**



**Key:**



Made in USA



Drop Forged



Precision Machined



Wire Formed



Suncor Exclusive



Import



Precision Cast



Stamped



Load Rated



New Product

ORDERS ONLY: 800-394-2222 (USA)  
 877-495-5510 (CANADA)

All logos, icons, images, measurements and descriptions are the sole property of Suncor Stainless, Inc. © 2013 Suncor Stainless, Inc.



SUNCOR STAINLESS, INC.

# TRAILER

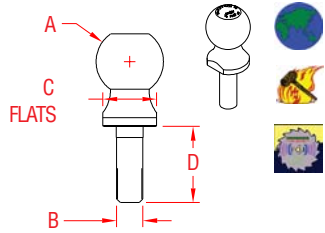


[www.suncorstainless.com](http://www.suncorstainless.com)



## HITCH BALL

304 STAINLESS STEEL

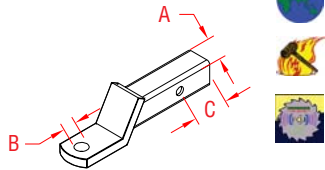


ITEM	A	B	C	D	CAPACITY	WT
	(ball size)	(shank)			(lb)	(lb)
C0260-4720	1-7/8"	0.75"	1.50"	2.12"	2,000	1.83
C0260-4725	1-7/8"	1.00"	1.50"	2.12"	2,000	2.25
C0260-5020	2"	0.75"	1.75"	2.12"	3,500	2.10
C0260-5025	2"	1.00"	1.75"	2.12"	5,000	2.56
C0260-6025	2-5/16"	1.00"	2.00"	2.12"	6,000	3.00

**NOTE:**  
MIRROR POLISHED. SOLID 304. TWO FLATS AT THE BASE ALLOW EASY HOLDING DURING INSTALLATION. TORQUE TO 160 FT LB MIN. TOWING CAPACITY AND SIZE ARE PERMANENTLY MARKED ON TOP. SOLD WITH LOCK WASHER AND NUT IN CLAMSHELL PACK.

## TRAILER TONGUE


304 STAINLESS STEEL



ITEM	A	B	C	WT
	(size)			(lb)
C0266-0000	2"	1.00"	2.75"	7.82

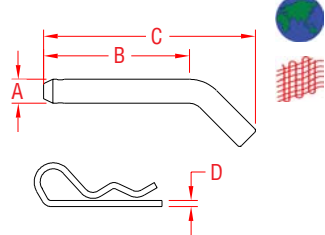
**SPACER w/ WASHER FOR 3/4" SHANK**  
C0266-0001

**NOTE:**  
PRECISION CRAFTED AND MIRROR POLISHED, THIS HEAVY DUTY TRAILER TONGUE IS DESIGNED TO FIT INTO A 2" RECEIVER AND IS DRILLED TO ACCEPT A 1" SHANK HITCH BALL. SPACER & WASHER AVAILABLE TO ACCOMMODATE SUNCOR'S 3/4" SHANK HITCH BALLS. PACKAGED WITH BARCODE AND LABEL.



## TRAILER PIN

304 STAINLESS STEEL

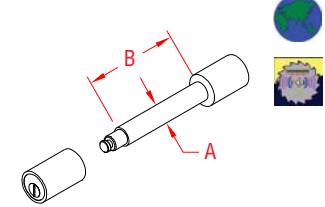


ITEM	A	B	C	D	WT
	(size)				(lb)
C0267-0000	5/8"	4.00"	5.05"	5/32"	0.55

**NOTE:**  
PIN DESIGNED FOR SQUARE RECEIVER HITCH, INCLUDES RETAINING PIN. HEAVY-DUTY CONSTRUCTION. NON-CORROSIVE STAINLESS STEEL, ASSURES YEARS OF SERVICE AND DURABILITY. PACKAGED AND BARCODED.

## LOCKING TRAILER PIN

304 STAINLESS STEEL



ITEM	A	B	WT
	(size)		(lb)
C0267-1000	1/2" or 5/8"	2.72"	1.05

**NOTE:**  
MADE FROM HIGH QUALITY STAINLESS STEEL, SUNCOR'S TRAILER PIN LOCK OFFERS YEARS OF SERVICE AND RELIABILITY. HEAVY-DUTY CONSTRUCTION FEATURES A "NO FAIL" LOCKING LUG THAT IS BUILT TO LAST. EASY OPERATION. TURN THE KEY TO LOCK AND UNLOCK, WHICH MEANS IT CANNOT BE MISTAKINGLY LOCKED. CORROSION RESISTANT. FEATURES A REMOVABLE SLEEVE TO ADAPT TO EITHER 1/2" OR 5/8" THROUGH HOLE DIAMETERS. INCLUDES TWO KEYS. PACKAGED AND BARCODED.

## TRAILER KIT

304 STAINLESS STEEL



Kit Includes:

- Trailer Tongue
- Hitch Ball
- Trailer Pin w/ Ret. Pin
- Durable Carrying Case

ITEM	A	B	C	CAPACITY	WT
	(hitch ball)	(tongue)	(pin)	(lb)	(lb)
C0268-2000	1-7/8"	2"	5/8"	2,000	10.50
C0268-3500	2"	2"	5/8"	3,500	10.81
C0268-6000	2-5/16"	2"	5/8"	6,000	11.25

**NOTE:**  
COMPLETE STAINLESS STEEL TRAILER KIT. EVERYTHING NEEDED FOR DEPENDABLE TOWING. PRECISION MADE COMPONENTS IN A CONVENIENT CARRYING CASE. REFER TO OTHER PAGES IN CHAPTER FOR MORE INFORMATION ON THESE COMPONENTS AND OTHER TRAILER PRODUCTS.

**THIS TRAILER KIT FEATURES SUNCOR'S QUALITY 1" SHANK HITCH BALLS, 2" SQUARE TRAILER TONGUE, AND 5/8" TRAILER PIN WITH RETAINING PIN SHOWN ABOVE. PACKAGED AND BARCODED.**



Key:



ORDERS ONLY: 800-394-2222 (USA)  
877-495-5510 (CANADA)

All logos, icons, images, measurements and descriptions are the sole property of Suncor Stainless, Inc. © 2013 Suncor Stainless, Inc.

## TRAILER COUPLER 304 STAINLESS STEEL



ITEM	BALL (size)	CHANNEL WIDTH (width)	TOWING CAPACITY (lb)	WT (lb)
C0265-4765	1-7/8"	2.50"	2,000	2.42
C0265-5050	2"	2.00"	3,500	3.85
C0265-5065	2"	2.50"	3,500	4.18
C0265-5075	2"	3.00"	3,500	4.38

**PRECISION FORMED, MIRROR POLISHED, SOLID 304. QUALITY LATCHING MECHANISM FEATURES A HEAVY DUTY SAFETY LATCH TO HELP PREVENT ACCIDENTAL UNCOUPLING AND A PADLOCK HOLE WITH PROVIDED "QUICK PIN" FOR TRAILER SECURITY. USES 1/2" X 3" BOLTS. TOWING CAPACITY AND SIZE ARE PERMANENTLY MARKED ON TOP. SOLD IN PROTECTIVE CLAMSHELL PACK.**

**CAUTION: CHECK NUT ON COUPLER BOTTOM AND TIGHTEN BEFORE USE.**

## TRAILER WINCH 304 / 410 STAINLESS STEEL



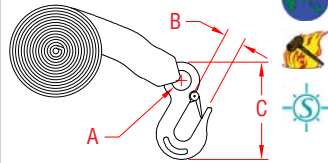
ITEM	LENGTH (size)	WIDTH	HEIGHT	WLL (lb)	WT (lb)
C0270-0001	7.25"	4.25"	6.00"	1,200	5.60

**NOTE: RATCHET LEVER CAN BE SET TO FORWARD, NEUTRAL OR REVERSE. MEASURED WITHOUT HANDLE INSTALLED.**

C0270-2001	WINCH WITH STRAP AND HOOK				6.89
------------	---------------------------	--	--	--	------

**NOTE: WINCH AS ABOVE WITH WEBBING AND HOOK INCLUDED. ASSEMBLY IS WINCH, AN INSTALLED 20' WEB STRAP AND A FORGED EYE HOOK. REPLACEMENT STRAPS SOLD SEPARATELY: S0270-2050.**

## WEBBING AND HOOK 316 STAINLESS STEEL




ITEM	WEBBING (length)	A	B	C	WLL (lb)	WT (lb)
C0270-2050	20 FT.	0.64"	0.70"	4.00"	1,600	1.25

**NOTE: HOOK IS FORGED STAINLESS 316 WITH SAFETY LATCH, ITEM S0454-0008 SHOWN ON PAGE 56.**

**WEBBING IS HIGH QUALITY, BLACK NYLON.**

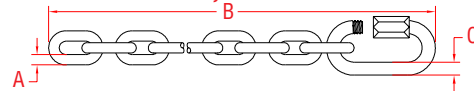
**CAN BE USED SEPARATELY OR WITH WINCH S0270-0001. SIZE, WLL, LOGO, AND SS316 ARE PERMANENTLY FORGED INTO BODY OF HOOK.**

## TRAILER CHAIN PACK 316L STAINLESS STEEL



ITEM	A (size)	B (length)	C (end link)	WLL (lb)	WT (lb)
C0275-0001	1/4"	24"	5/16"	1,600	1.35
C0275-0002	5/16"	24"	3/8"	2,400	2.20
<b>PAIRS</b>					
C0275-0001-2	1/4"	24"	5/16"	1,600	2.70
C0275-0002-2	5/16"	24"	3/8"	2,400	4.40

**NOTE: FOR ADDITIONAL SAFETY, THIS KIT CONTAINS ONE HIGH QUALITY QUICK LINK, PERMANENTLY MARKED WITH WLL, LOGO, SS316. CHAIN IS U.S. PRODUCED STAINLESS STEEL CHAIN, SHOWN ON PAGE 11 AS #S0602.**



## RATCHET ASSEMBLY - "S" HOOKS 304 STAINLESS STEEL & WEBBING



ITEM	WEBBING (width)	LENGTH (overall)	LENGTH (fixed end)	WLL (lb)	HOOKS (part #)	WT (lb)
S0201-SS05	1"	5'	12"	200	S0212-0025	0.85
S0201-SS10	1"	10'	12"	200	S0212-0025	0.99
S0201-SS20	1"	20'	12"	200	S0212-0025	1.29
S0203-SS05	1-1/2"	5'	14"	300	S0212-0038	2.38
S0203-SS10	1-1/2"	10'	14"	300	S0212-0038	2.58
S0203-SS20	1-1/2"	20'	14"	300	S0212-0038	2.98
S0204-SS05	2"	5'	17"	400	S0212-0050	3.72
S0204-SS10	2"	10'	17"	400	S0212-0050	4.01
S0204-SS20	2"	20'	17"	400	S0212-0050	4.61

**NOTE: FOR MORE DETAILS ON THIS RATCHET ASSEMBLY AND OTHERS, PLEASE REFER TO PAGES 97-107 IN THE WEBBING SECTION OF THIS CATALOG.**

**LIMITED LIFETIME WARRANTY**

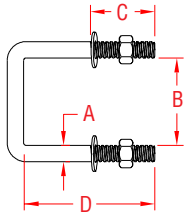
**SUNCOR STAINLESS**

TEL 508-732-9191 • FAX 508-732-9798 • ORDERS ONLY 800-394-2222

www.suncorstainless.com

## TRAILER U-BOLT

304 STAINLESS STEEL

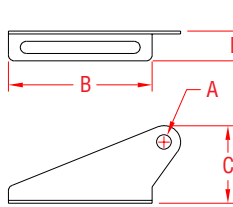


ITEM	A	THREAD	B	C	D	WLL	WT
	(size)					(lb)	(lb)
S0276-102X4	1/2"	1/2" - 13	2.13"	1.50"	4.00"	2,020	0.68
S0276-103X3	1/2"	1/2" - 13	3.13"	1.50"	3.00"	2,020	0.65
S0276-103X4	1/2"	1/2" - 13	3.13"	1.50"	4.00"	2,020	0.70
S0276-103X5	1/2"	1/2" - 13	3.13"	1.50"	5.00"	2,020	0.75
S0276-103X6	1/2"	1/2" - 13	3.13"	1.50"	6.00"	2,020	0.80
S0276-104X3	1/2"	1/2" - 13	4.13"	1.50"	3.00"	2,020	0.70

**NOTE:**  
STAINLESS TRAILER U-BOLTS ARE INTENDED TO REPLACE OR UPGRADE ORIGINAL TRAILER PARTS. EACH SET INCLUDES 2 NUTS AND 2 WASHERS.

## SPLIT ROLLER BRACKET

304 STAINLESS STEEL



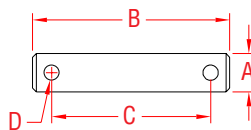
ITEM	A	B	C	D	WT
	(size)				(lb)
S0279-0001	5/8"	6.00"	3.25"	1.25"	0.50

**NOTE:**  
SPLIT ROLLER BRACKETS ALLOW FOR ADJUSTMENT TO ANY WIDTH. ROLLER PIN HOLE IS 5/8". SOLD AS MATCHED SET, LEFT AND RIGHT. POLISHED STAINLESS 304. FASTENERS NOT INCLUDED.

**OTHER BRACKETS IN STAINLESS ON SPECIAL BULK ORDER. PLEASE CALL FOR AVAILABILITY.**

## ROLLER SHAFTS & PALL NUTS

304 STAINLESS STEEL



ITEM	A	B	C	D	WT
	(diameter)	(length)		(cotter hole)	(lb)
S0278-07075	1/4"	3.00"	2.62"	1/8" (2)	0.05
S0278-07125	1/4"	5.00"	4.62"	1/8" (2)	0.08
S0278-07175	1/4"	7.00"	6.62"	1/8" (2)	0.11
S0278-08075	5/16"	3.00"	2.62"	1/8" (2)	0.07
S0278-08125	5/16"	5.00"	4.62"	1/8" (2)	0.12
S0278-08175	5/16"	7.00"	6.62"	1/8" (2)	0.16
S0278-10075	3/8"	3.00"	2.62"	1/8" (2)	0.10
S0278-10125	3/8"	5.00"	4.62"	1/8" (2)	0.17
S0278-10175	3/8"	7.00"	6.62"	1/8" (2)	0.23
S0278-13075	1/2"	3.00"	2.50"	1/8" (2)	0.18
S0278-13125	1/2"	5.00"	4.50"	1/8" (2)	0.29
S0278-13135	1/2"	5.38"	4.50"	1/8" (2)	0.30
S0278-13160	1/2"	6.38"	5.50"	1/8" (2)	0.36
S0278-13175	1/2"	7.00"	6.50"	1/8" (2)	0.40
S0278-16075	5/8"	3.00"	2.38"	3/16" (2)	0.27
S0278-16125	5/8"	5.00"	4.38"	3/16" (2)	0.45
S0278-16135	5/8"	5.38"	4.50"	1/8" (2)	0.48
S0278-16160	5/8"	6.38"	5.50"	1/8" (2)	0.57
S0278-16175	5/8"	7.00"	6.38"	3/16" (2)	0.62
S0278-16240	5/8"	9.38"	8.50"	1/8" (2)	0.82
S0278-16290	5/8"	11.38"	10.50"	1/8" (2)	1.01
S0278-16340	5/8"	13.38"	12.50"	1/8" (2)	1.16
S0278-20075	3/4"	3.00"	2.25"	3/16" (2)	0.39
S0278-20125	3/4"	5.00"	4.25"	3/16" (2)	0.64
S0278-20175	3/4"	7.00"	6.25"	3/16" (2)	0.89
S0278-25075	1"	3.00"	2.00"	1/4" (2)	0.67
S0278-25125	1"	5.00"	4.00"	1/4" (2)	1.12
S0278-25175	1"	7.00"	6.00"	1/4" (2)	1.57

**NOTE:**  
DRILLED AT BOTH ENDS TO ACCEPT PROVIDED 1/8" COTTER PINS OR USE WITH PALL NUTS. SHAFTS SOLD EACH; NUTS SOLD IN PAIRS.

ITEM	A	QTY	WT
	(diameter)		(lb)
<b>PALL NUTS</b>			
S0278-0013-2	1/2"	PALL NUTS (2)	0.02
S0278-0016-2	5/8"	PALL NUTS (2)	0.03

For Other Tie-Down and Webbing Products, see our section starting on page 97.



For Eye Nuts and Eye Bolts, see pages 87 and 91.



For LED Lights and Replacement Bulbs, see our LED section starting on page 140.



**Key:**



Made in USA



Drop Forged



Precision Machined



Wire Formed



Suncor Exclusive



Import



Precision Cast



Stamped



Load Rated



New Product

ORDERS ONLY: 800-394-2222 (USA)  
877-495-5510 (CANADA)

All logos, icons, images, measurements and descriptions are the sole property of Suncor Stainless, Inc. © 2013 Suncor Stainless, Inc.



# ATLANTIS

## RAIL SYSTEMS



RailEasy™ Cable Railing



RailEasy™ Mariner



RailEasy™ Nautilus



SunRail™ Latitude



SunRail™ Nautilus



SunRail™ Mariner



SunRail™ Glass

**Atlantis Rail** is a division of Suncor Stainless, Inc. and offers a complete line of stainless steel railing systems with infill options of cable railing, balusters and glass panels. These prefabricated, modular systems make for quick and easy installations and feature unobstructed views that fit any indoor or outdoor, commercial or residential design. Call or click today!

## Stainless Steel Railing Systems

Telephone: 508-732-9191

Toll Free: 800-541-6829

Email: [info@atlantisrail.com](mailto:info@atlantisrail.com) Website: [www.atlantisrail.com](http://www.atlantisrail.com)



# RETAIL PACKAGING

RETAIL PACKAGING



Our pre-packaged merchandise enables you to stock with confidence, knowing each product is supplied with care and consistency. Clean looking stainless, durable packaging, and attractive graphics make for a better shopping experience. High quality product complimented with high quality packaging at a nominal charge. Suncor's in-house packaging facilities equals fast turnaround on orders. Call us to inquire about Suncor packaging programs.

## High Quality Product. High Quality Packaging.

Our packaging has eye-catching graphics and color. Depending on your needs, you can choose between shrink-wrapped cards, tie-on cards, polybags, blister boxes or labels.

The attractive tie-on cards make it easy for your customers to handle the items without damaging the packaging.

Custom poly-bagging, with printing on both sides of the bag, is available on our latest generation, automatic bagging machine.

Bar codes are standard on all pre-packaged Suncor items.

Suncor offers trade-outs to contract clients on pre-packaged items that are damaged or slow movers.

## SUNCOR RETAIL PACKAGING IS A SMART CHOICE

High impact packaging is a top seller leaving customers satisfied.

Standard Sizes

Bar Coding

Full Product Description

Durable Packaging

Colorful Graphics

Packaging Programs Offered

Suncor Sales Support

## Fast Turn-Around



## Packaging/Assembly Dept.



## Automated Packaging



## Packaged Items in Stock



TEL 508-732-9191 • FAX 508-732-9798 • ORDERS ONLY 800-394-2222

www.suncorstainless.com





MARINE ♦ INDUSTRIAL ♦ ARCHITECTURAL  
**STAINLESS STEEL PRODUCTS**

**QUALITY ASSURANCE**

**Hundreds of stainless hardware to choose from!**  
Please contact us to order or if you have any questions:

Tel: **800-394-2222**

Email: **sales@suncorstainless.com**

Website: **www.suncorstainless.com**

Suncor Stainless produces the highest performance quality stainless components in the industry, all backed by the industries only Limited Lifetime Warranty. Quality assurance is a core business practice at Suncor. Our dedicated quality team utilizes state-of-the-art testing equipment to ensure customer satisfaction on every part sold. As an ISO certified company, Suncor Stainless leads the industry in quality products and services.



ISO certification signifies that Suncor abides by the strictest standards of quality control and documentation. Our ISO program requires the constant testing of our products during and after the manufacturing stage, as well as, the constant improvement of our people processes and controls for product innovation and employee training. Under our ISO program, we guarantee our products and your customer satisfaction. Suncor Stainless, Inc. has truly set the bar for performance quality stainless steel.

**PRODUCT TESTING & QUALITY ASSURANCE**

Suncor consistently tests all product that we sell in three areas: elemental metals content, stress and tensile strength, and physical salt spray for corrosion resistance proofing. Additionally, all products are physically inspected (PI) for design dimension and physical appearance.

**Metal Content Testing**

Suncor Stainless utilizes X-Ray Florescence (XRF) chemical analysis to determine the accurate metal content of our products before, during and after the manufacturing process. XRF is an elemental analysis technique that is highly accurate in determining major elements and providing a broad elemental survey in metals. Few companies own and utilize these devices due to the high cost of the equipment. We believe it is an investment worth its weight in gold.



XRF Scan Gun with stand and accessories



Scan results list the material composition



**Strength Testing**

Suncor uses a variety of instruments to test the strength of our parts against the stated specifications. Simply stated, we perform extensive stress tests (ST) on all products with stated load performances.



Tensile and stress testing capabilities up to 60 feet



Analyzing the results from pull testing



TEL 508-732-9191 • FAX 508-732-9798 • ORDERS ONLY 800-394-2222

www.suncorstainless.com



## Corrosion Resistance Testing

Suncor performs extensive materials proofing for corrosion resistance, utilizing a sophisticated salt spray (SS) testing process. This places the product under the strain of 5 years of constant ocean water exposure. These machines are rare due to the cost and overhead of operation, but the investment ensures the elimination of undetectable issues before they happen.



Salt Spray Tester



Failed Components



Good and Bad Material Tested in Salt Spray

## TESTING CHART

Raw Material	Manufactured	Received
XRF	XRF	XRF
	PI	PI
	ST	ST
		SS

Only after these tests do we enter the product into our inventory for distribution. Any product sampling that fails a given testing procedure requires extensive retesting of new samples until they are rejected or the issues are resolved. These tests allow Suncor Stainless, Inc. to set the bar for performance quality in the stainless steel manufacturing industry.

## STATE-OF-THE-ART MANUFACTURING & CUSTOM PARTS PRODUCTION

Suncor has moved aggressively into domestic manufacturing by investing millions of dollars in the past few years. This has given us the ability to respond quickly to customer demand for stock and custom products. We can now produce an almost infinitesimal line of custom parts and prototypes.



EuroTech CNC Lathe

### CNC Capabilities & Precision Welding

- CNC Lathe/Turning Machining
- CNC Swiss Screw Machining
- CNC Multi-Axis Lathe Machining
- CNC Milling Machining
- CNC Tube Drilling and Milling Machining
- TIG & MIG Welding




Custom Components

Suncor Stainless, Inc. can handle almost any stainless steel parts requirement in long run or short run. We can work with you to design, specify and manufacture complete parts or individual components. Call or click today to learn more about Suncor Stainless and our vast products and services!



Haas Gantry Router Machine



Haas CNC Vertical Milling Machine



Citizen Swiss Style Screw Machine

	Chromium	Nickel	Max. Carbon	Max. Mangan.	Max. Phosph.	Max. Sulfur	Molybd.	Max. Silicon	Copper	Other Elements	Tensile	Yield	Approx. Hardness	Special Characteristics
18-8 Also referred to as 300 series or A-2	17-20% Usually 17-19%	8-13% Usually 10.5%	.08% Usually .03-.06%	2% Usually .045%	2% Usually .045%	.03-15% Usually 3%		1%	0-4% Usually 2%-3%		80,000-150,000 usual range. After cold work: 100,000-125,000 typical for 1/4-5/8" dia.; 100,000 typical for 3/4-1" dia.; 80,000-90,000 typical over 1" dia.	40,000 min. After cold work: 80,000-90,000 typical for 1/4-5/8" dia.; 45,000-70,000 typical for 3/4" & over dia.	B85-95	Most common designation for non-magnetic stainless fittings; encompasses 30-40 various mixtures of 301, 302, 303, 304 and A177
302	17-19%	8-10%	.15%	2%	.045%	.03%		1%			90,000-125,000 Typical: 100,000	40,000 min. Typical: 50,000-70,000	B85-95	Higher carbon content than 302HQ or 304; ductile; often used in wire-type products such as springs, screens, cables; common material for flat washers
303	17-19%	8-10%	.15%	2%	.02%	.15% Min.	.6 Max.	1%			90,000-125,000	40,000 min	B85-95	Good for machinability in products such as large nuts; not for cold forming; higher carbon and sulfur may lower corrosion resistance.
304	18-20%	8-10.5%	.08%	2%	.45%	.03%		1%			85,000-150,000 usual range. After cold work: 125,000 typical for 1/4-5/8" dia.; 100,000 typical for 3/4-1" dia.; 90,000 typical above 1" dia.	40,000 min After cold work: 90,000 typical for 1/4-5/8" dia.; 50,000-70,000 typical for 3/4" & over dia.	B85-95	Most popular stainless for hex head cap screws; also frequently used for flat washers.
304L	18-20%	8-12%	.03%	2%	.045%	.03%		1%			Slightly lower than 304 due to lower carbon content			Low carbon increases corrosion resistance and welding capacity
305	17-19%	10.5-13%	.12%	2%	.045%	.03%		1%			80,000-140,000 usual range. After cold work: 100,000-120,000 typical for 1/4-5/8" dia.; 100,000 typical for 3/4-1" dia.; 80,000 typical over 1" dia.	40,000 min After cold work: 80,000- 90,000 typical for 1/4-5/8" dia.; 45,000-65,000 typical for 3/4" & over dia.	B85-95	High nickel content lowers work hardening during severe cold forming and keeps parts non-magnetic
316 Same as A-4	16-18.5%	10.5-14%	.08%	2%	.045%	.03%	2-3%	1%			85,000-145,000 usual range. After cold work: 120,000 typical for 1/4-5/8" dia.; 80,000-90,000 typical for 3/4" & over dia.	40,000 min After cold work: 80,000-90,000 typical for 1/4-5/8" dia.; 50,000-70,000 typical for 3/4" & over dia.	B85-95	Addition to molybdenum increases corrosion resistance to chloride and sulfides.
316L	16-18%	11-14%	.03%	2%	.045%	.03%	2-3%	1%			Slightly lower than 316 due to lower carbon content			Extra-low carbon modification of Type 316. Welded construction where intergranular carbide precipitation must be avoided. Type 316 applications requiring extensive welding such as chain.
347	17-19%	9-13%	.08%	2%	.045%	.03%		1%		Columbium & tantalum- 10 times carbon	100,000-120,000	60,000-80,000	B85-95	Columbium and Tantalum improve intergranular corrosion resistance, by avoiding carbide precipitation; good for intermittent heating applications and corrosion resistance to 1600 deg. F.
17-4 PH	15-17.5%	3-5%	.07%	1%	.04%	.03%		1%	3-5%	Carbon Boron Tantalum	150,000	110,000	C34	High strength and hardness
Nitronic 50 23.5%	20.5-13.5%	11.5%	.06%	4-6%	.04%	.03%	1.5-3%	1%		Carbon Boron Nitrogen Vanadium in minute quantities	100,000	55,000	B293	High strength and corrosion resistance. Non-magnetic.

### Benefits of Stainless Steel

#### CORROSION RESISTANCE

Lower alloyed grades resist corrosion in atmospheric and pure water environments, while high-alloyed grades can resist corrosion in most acids, alkaline solutions, and chlorine bearing environments, properties which are utilized in process plants.

#### FIRE AND HEAT RESISTANCE

Chromium and nickel-alloyed grades resist scaling and retain strength at high temperatures.

#### HYGIENE

The easy cleaning ability of stainless makes it the first choice for strict hygiene conditions, such as hospitals, kitchens, abattoirs and other food processing plants.

#### STRENGTH-TO-WEIGHT ADVANTAGE

The work-hardening property of austenitic grades, that results in a significant strengthening of the material from cold-working alone, and the high strength duplex grades, allow reduced material thickness over conventional grades, therefore cost savings.

#### EASE OF FABRICATION

Modern steel-making techniques mean that stainless can be cut, welded, formed, machined and fabricated as readily as traditional steels.

#### IMPACT RESISTANCE

The austenitic microstructure of the 300 series provides high toughness, from elevated temperatures to far below freezing, making these steels particularly suited to cryogenic applications.

#### LONG TERM VALUE

When the total life cycle costs are considered, stainless is often the least expensive material option. Stainless steel products complete their service life. There is less concern about disposal since this material is 100% recyclable. In fact, over 50% of new stainless steel comes from old remelted stainless steel scrap, thereby completing the full life cycle.



# FASTENER GUIDE

## SUNCOR PRODUCT / FASTENER MATCHING CHART

Suncor Stainless offers stainless steel fasteners and accessories on page 94-95. Use this chart as a reference guide to finding compatible fasteners for most Suncor product that require fasteners. This chart is sorted by Suncor part number.

Suncor Part #	Suncor Description	Fastener Type	Fastener Head Style	Qty. of Fasteners Required	Suncor Stock Fastener Size	Suncor Fastener Part #	Qty. per SMALL PACK	Approx. Qty. per BULK 1LB. PACK
C3808-0001	Rope Deck Pipe	Wood	Flat	4	#8 x 1-1/2"	S0914-0538	10	160
		Machine	Flat	4	#8-32 x 1-1/2"	S0910-0538	10	135
C3808-0002	Rope Deck Pipe Hinged	Wood	Flat	4	#8 x 1-1/2"	S0914-0538	10	160
		Machine	Flat	4	#8-32 x 1-1/2"	S0910-0538	10	135
P0770-WT07	Turnbuckle Wall Toggle RH 1/4"	Wood	Pan	2	#14 (1/4") x 2"	S0914-0750	4	53
		Machine	Pan	2	#14 (1/4") x 2"	S0910-0750	4	44
P0770-WT09	Turnbuckle Wall Toggle RH 5/16"	Wood	Pan	2	#20 (5/16") x 1-1/2"	S0913-0838	3	32
		Machine	Pan	2	#20 (5/16") x 1-1/2"	S0911-0850	3	22
P0776-WT07	Turnbuckle Wall Toggle LH 1/4"	Wood	Pan	2	#14 (1/4") x 2"	S0914-0750	4	53
		Machine	Pan	2	#14 (1/4") x 2"	S0910-0750	4	44
P0776-WT09	Turnbuckle Wall Toggle LH 5/16"	Wood	Pan	2	#20 (5/16") x 1-1/2"	S0913-0838	3	32
		Machine	Pan	2	#20 (5/16") x 1-1/2"	S0911-0850	3	22
S0179-R008	Reefing Hook 5/16"	Wood	Pan	1	#14 (1/4") x 1-1/2"	S0913-0738	4	59
		Machine	Pan	1	#14 (1/4") x 2"	S0911-0750	4	38
S0179-R010	Reefing Hook 3/8"	Wood	Pan	1	#14 (1/4") x 1-1/2"	S0913-0738	4	59
		Machine	Pan	1	#14 (1/4") x 2"	S0911-0750	4	38
S0179-T008	Tack Hook 5/16"	Wood	Pan	1	#14 (1/4") x 1-1/2"	S0913-0738	4	59
		Machine	Pan	1	#14 (1/4") x 2"	S0911-0750	4	38
S0179-T010	Tack Hook 3/8"	Wood	Pan	1	#14 (1/4") x 1-1/2"	S0913-0738	4	59
		Machine	Pan	1	#14 (1/4") x 2"	S0911-0750	4	38
S0224-0025	Footman's Loop 1"	Wood	Flat	2	#8 x 1-1/2"	S0914-0538	10	160
		Machine	Flat	2	#8-32 x 1-1/2"	S0910-0538	10	135
S0224-0050	Footman's Loop 2"	Wood	Flat	2	#8 x 1-1/2"	S0914-0538	10	160
		Machine	Flat	2	#8-32 x 1-1/2"	S0910-0538	10	135
S0230-0000	Wall or Ceiling Clip	Wood	Flat	4	#10 x 1-1/2"	S0914-0638	8	120
		Machine	Flat	4	#10-24 x 1-1/2"	S0910-0638	8	103
S0237-0000-C	Tidy Strap	Wood	Flat	4	#10 x 1-1/2"	S0914-0638	8	120
		Machine	Flat	4	#10-24 x 1-1/2"	S0910-0638	8	103
S0320-W107	Wall Toggle Eye Short 1/4"	Wood	Pan	2	#14 (1/4") x 2"	S0914-0750	4	53
		Machine	Pan	2	#14 (1/4") x 2"	S0910-0750	4	44
S0320-W108	Wall Toggle Eye Short 5/16"	Wood	Pan	2	#20 (5/16") x 1-1/2"	S0913-0838	3	32
		Machine	Pan	2	#20 (5/16") x 1-1/2"	S0911-0850	3	22
S0320-W207	Wall Toggle Eye Long 1/4"	Wood	Pan	2	#14 (1/4") x 2"	S0914-0750	4	53
		Machine	Pan	2	#14 (1/4") x 2"	S0910-0750	4	44
S0320-W208	Wall Toggle Eye Long 5/16"	Wood	Pan	2	#20 (5/16") x 1-1/2"	S0913-0838	3	32
		Machine	Pan	2	#20 (5/16") x 1-1/2"	S0911-0850	3	22
S0320-W307	Wall Toggle Eye Custom 1/4"	Wood	Pan	2	#14 (1/4") x 2"	S0914-0750	4	53
		Machine	Pan	2	#14 (1/4") x 2"	S0910-0750	4	44
S0320-W308	Wall Toggle Eye Custom 5/16"	Wood	Pan	2	#20 (5/16") x 1-1/2"	S0913-0838	3	32
		Machine	Pan	2	#20 (5/16") x 1-1/2"	S0911-0850	3	22
S0420-0075-R	Surface Mount Block - Rope 3"	Wood	Pan	4	#14 (1/4") x 1-1/2"	S0913-0738	4	59
		Machine	Pan	4	#14 (1/4") x 2"	S0911-0750	4	38
S0420-0075-W	Surface Mount Block - Wire Rope 3"	Wood	Pan	4	#14 (1/4") x 1-1/2"	S0913-0738	4	59
		Machine	Pan	4	#14 (1/4") x 2"	S0911-0750	4	38
S0420-0100-R	Surface Mount Block - Rope 4"	Wood	Pan	4	#20 (5/16") x 1-1/2"	S0913-0838	3	32
		Machine	Pan	4	#20 (5/16") x 1-1/2"	S0911-0850	3	22
S0420-0100-W	Surface Mount Block - Wire Rope 4"	Wood	Pan	4	#20 (5/16") x 1-1/2"	S0913-0838	3	32
		Machine	Pan	4	#20 (5/16") x 1-1/2"	S0911-0850	3	22
S0421-0075-R	Surface Mount Block - Rope 3"	Wood	Pan	1	#14 (1/4") x 1-1/2"	S0913-0738	4	59
		Machine	Pan	1	#14 (1/4") x 2"	S0911-0750	4	38
S0421-0075-W	Surface Mount Block - Wire Rope 3"	Wood	Pan	1	#14 (1/4") x 1-1/2"	S0913-0738	4	59
		Machine	Pan	1	#14 (1/4") x 2"	S0911-0750	4	38
S0422-0075-R	Surface Mount Block - Rope 3"	Wood	Pan	4	#14 (1/4") x 1-1/2"	S0913-0738	4	59
		Machine	Pan	4	#14 (1/4") x 2"	S0911-0750	4	38
S0422-0075-W	Surface Mount Block - Wire Rope 3"	Wood	Pan	4	#14 (1/4") x 1-1/2"	S0913-0738	4	59
		Machine	Pan	4	#14 (1/4") x 2"	S0911-0750	4	38
S0422-0100-R	Surface Mount Block - Rope 4"	Wood	Pan	4	#20 (5/16") x 1-1/2"	S0913-0838	3	32
		Machine	Pan	4	#20 (5/16") x 1-1/2"	S0911-0850	3	22
S0422-0100-W	Surface Mount Block - Wire Rope 4"	Wood	Pan	4	#20 (5/16") x 1-1/2"	S0913-0838	3	32
		Machine	Pan	4	#20 (5/16") x 1-1/2"	S0911-0850	3	22
S0723-H003	Wall Mount Hand Swage Stud 1/8"	Wood	Pan	2	#14 (1/4") x 1-1/2"	S0913-0738	4	59
		Machine	Pan	2	#14 (1/4") x 2"	S0911-0750	4	38
S0723-H005	Wall Mount Hand Swage Stud 3/16"	Wood	Pan	2	#14 (1/4") x 1-1/2"	S0913-0738	4	59
		Machine	Pan	2	#14 (1/4") x 2"	S0911-0750	4	38
S0743-0010	T Plate 5/16" - 3/8"	Wood	Pan	4	#14 (1/4") x 1-1/2"	S0913-0738	4	59
		Machine	Pan	4	#14 (1/4") x 2"	S0911-0750	4	38
S0766-0703	Quick Attach Stud & Wall Mount 1/8"	Wood	Pan	2	#14 (1/4") x 1-1/2"	S0913-0738	4	59
		Machine	Pan	2	#14 (1/4") x 2"	S0911-0750	4	38
S0766-0704	Quick Attach Stud & Wall Mount 5/32"	Wood	Pan	2	#14 (1/4") x 1-1/2"	S0913-0738	4	59
		Machine	Pan	2	#14 (1/4") x 2"	S0911-0750	4	38
S0766-0905	Quick Attach Stud & Wall Mount 3/16"	Wood	Pan	2	#20 (5/16") x 1-1/2"	S0913-0838	3	32
		Machine	Pan	2	#20 (5/16") x 1-1/2"	S0911-0850	3	22
S0766-1007	Quick Attach Stud & Wall Mount 1/4"	Wood	Pan	2	#20 (5/16") x 1-1/2"	S0913-0838	3	32
		Machine	Pan	2	#20 (5/16") x 1-1/2"	S0911-0850	3	22
S0779-0703	Quick Attach Wall Toggle 1/8"	Wood	Pan	2	#14 (1/4") x 1-1/2"	S0913-0738	4	59
		Machine	Pan	2	#14 (1/4") x 2"	S0911-0750	4	38
S0779-0704	Quick Attach Wall Toggle 5/32"	Wood	Pan	2	#14 (1/4") x 1-1/2"	S0913-0738	4	59
		Machine	Pan	2	#14 (1/4") x 2"	S0911-0750	4	38
S0779-0905	Quick Attach Wall Toggle 3/16"	Wood	Pan	2	#20 (5/16") x 1-1/2"	S0913-0838	3	32
		Machine	Pan	2	#20 (5/16") x 1-1/2"	S0911-0850	3	22
S0784-0703	Turnbuckle Wall Mount & Swage Stud 1/8"	Wood	Pan	2	#14 (1/4") x 1-1/2"	S0913-0738	4	59
		Machine	Pan	2	#14 (1/4") x 2"	S0911-0750	4	38
S0784-0704	Turnbuckle Wall Mount & Swage Stud 5/32"	Wood	Pan	2	#14 (1/4") x 1-1/2"	S0913-0738	4	59
		Machine	Pan	2	#14 (1/4") x 2"	S0911-0750	4	38
S0784-0705	Turnbuckle Wall Mount & Swage Stud 3/16"	Wood	Pan	2	#14 (1/4") x 1-1/2"	S0913-0738	4	59
		Machine	Pan	2	#14 (1/4") x 2"	S0911-0750	4	38
S0784-H0703	Turnbuckle Wall Mount & Hand Swage Stud 1/8"	Wood	Pan	2	#14 (1/4") x 1-1/2"	S0913-0738	4	59
		Machine	Pan	2	#14 (1/4") x 2"	S0911-0750	4	38
S0784-H0705	Turnbuckle Wall Mount & Hand Swage Stud 3/16"	Wood	Pan	2	#14 (1/4") x 1-1/2"	S0913-0738	4	59
		Machine	Pan	2	#14 (1/4") x 2"	S0911-0750	4	38
S0791-0004	Set Screw Turnbuckle	Wood	Flat	3	#8 x 1-1/2"	S0914-0538	10	160
		Machine	Flat	3	#8-32 x 1-1/2"	S0910-0538	10	135
S0798-H0703	Turnbuckle Wall Mount & Hand Swage Stud 1/8"	Wood	Pan	2	#14 (1/4") x 1-1/2"	S0913-0738	4	59
		Machine	Pan	2	#14 (1/4") x 2"	S0911-0750	4	38
S0798-H0705	Turnbuckle Wall Mount & Hand Swage Stud 3/16"	Wood	Pan	2	#14 (1/4") x 1-1/2"	S0913-0738	4	59
		Machine	Pan	2	#14 (1/4") x 2"	S0911-0750	4	38
S0803-5000	Tri Star Face Mount - White 1-1/2"	Wood	Flat	3	#8 x 1-1/2"	S0914-0538	10	160
		Machine	Flat	3	#8-32 x 1-1/2"	S0910-0538	10	135



Suncor Part #	Suncor Description	Fastener Type	Fastener Head Style	Qty. of Fasteners Required	Suncor Stock Fastener Size	Suncor Fastener Part #	Qty. per SMALL PACK	Approx. Qty. per BULK 1LB. PACK
S0803-500R	Tri Star Face Mount - Red 1-1/2"	Wood	Flat	3	#8 x 1-1/2"	S0914-0538	10	160
		Machine	Flat	3	#8-32 x 1-1/2"	S0910-0538	10	135
S3103-0000	Flagpole Cleat 2-1/2"	Wood	Flat	2	#8 x 1-1/2"	S0914-0538	10	160
		Machine	Flat	2	#8-32 x 1-1/2"	S0910-0538	10	135
S3104-0000	Flagpole Cleat 4-1/2"	Wood	Flat	2	#10 x 1-1/2"	S0914-0638	8	120
		Machine	Flat	2	#10-24 x 1-1/2"	S0910-0638	8	103
S3105-0000	Herreshoff Cleat 4"	Wood	Flat	4	#10 x 1-1/2"	S0914-0638	8	120
		Machine	Flat	4	#10-24 x 1-1/2"	S0910-0638	8	103
S3106-0000	Herreshoff Cleat 6"	Wood	Flat	4	#14 (1/4") x 2"	S0914-0750	4	53
		Machine	Flat	4	#14 (1/4"-20) x 2"	S0910-0750	4	44
S3108-0000	Herreshoff Cleat 8"	Wood	Flat	4	#14 (1/4") x 2"	S0914-0750	4	53
		Machine	Flat	4	#14 (1/4"-20) x 2"	S0910-0750	4	44
S3110-0000	Herreshoff Cleat 10"	Wood	Flat	4	#20 (5/16") x 2"	S0914-0850	3	30
		Machine	Flat	4	#20 (5/16"-18) x 1-1/2"	S0910-0845	3	34
S3112-0000	Herreshoff Cleat 12"	Wood	Flat	4	#20 (5/16") x 2"	S0914-0850	3	30
		Machine	Flat	4	#20 (5/16"-18) x 1-1/2"	S0910-0845	3	34
S3138-0000	Blue Water Cleat 8"	Wood	Flat	4	#14 (1/4") x 2"	S0914-0750	4	53
		Machine	Flat	4	#14 (1/4"-20) x 2"	S0910-0750	4	44
S3140-0000	Blue Water Cleat 10"	Wood	Flat	4	#20 (5/16") x 2"	S0914-0850	3	30
		Machine	Flat	4	#20 (5/16"-18) x 1-1/2"	S0910-0845	3	34
S3142-0000	Blue Water Cleat 12"	Wood	Flat	4	#20 (5/16") x 2"	S0914-0850	3	30
		Machine	Flat	4	#20 (5/16"-18) x 1-1/2"	S0910-0845	3	34
S3204-0000	Trimline Cleat 4"	Wood	Flat	4	#8 x 1-1/2"	S0914-0538	10	160
		Machine	Flat	4	#8-32 x 1-1/2"	S0910-0538	10	135
S3206-0000	Trimline Cleat 6"	Wood	Flat	4	#14 (1/4") x 2"	S0914-0750	4	53
		Machine	Flat	4	#14 (1/4"-20) x 2"	S0910-0750	4	44
S3208-0000	Trimline Cleat 8"	Wood	Flat	4	#14 (1/4") x 2"	S0914-0750	4	53
		Machine	Flat	4	#14 (1/4"-20) x 2"	S0910-0750	4	44
S3250-0000	Lift Eye Cleat 7"	Wood	Flat	2	#10 x 1-1/2"	S0914-0638	8	120
		Machine	Flat	2	#10-24 x 1-1/2"	S0910-0638	8	103
S3304-0000	Bow Chock 4"	Wood	Flat	4	#10 x 1-1/2"	S0914-0638	8	120
		Machine	Flat	4	#10-24 x 1-1/2"	S0910-0638	8	103
S3340-0000	Skene Chocks 4"	Wood	Flat	4	#10 x 1-1/2"	S0914-0638	8	120
		Machine	Flat	4	#10-24 x 1-1/2"	S0910-0638	8	103
S3360-0000	Skene Chocks 6"	Wood	Flat	4	#14 (1/4"-20) x 2"	S0914-0750	4	44
S3405-0000	Straight Chock 5"	Wood	Flat	2	#14 (1/4") x 2"	S0914-0750	4	53
		Machine	Flat	2	#14 (1/4"-20) x 2"	S0910-0750	4	44
S3406-0000	Straight Chock 6"	Wood	Flat	2	#14 (1/4") x 2"	S0914-0750	4	53
		Machine	Flat	2	#14 (1/4"-20) x 2"	S0910-0750	4	44
S3520-0001	Winch Handle Holder	Wood	Flat	2	#10 x 1-1/2"	S0914-0638	8	120
		Machine	Flat	2	#10-24 x 1-1/2"	S0910-0638	8	103
S3610-0000	Stanchion Base 1"	Wood	Flat	4	#14 (1/4") x 2"	S0914-0750	4	53
		Machine	Flat	4	#14 (1/4"-20) x 2"	S0910-0750	4	44
S3610-0600	Stanchion Brace 1" x 14.41"	Wood	Flat	3	#10 x 1-1/2"	S0914-0638	8	120
		Machine	Flat	3	#10-24 x 1-1/2"	S0910-0638	8	103
S3610-0750	Stanchion Brace 1" x 20.41"	Wood	Flat	3	#10 x 1-1/2"	S0914-0638	8	120
		Machine	Flat	3	#10-24 x 1-1/2"	S0910-0638	8	103
S3611-0000	Heavy Cast Top Rod Holder	Wood	Flat	3	#14 (1/4") x 2"	S0914-0750	4	53
		Machine	Flat	3	#14 (1/4"-20) x 2"	S0910-0750	4	44
S3611-0001	Rod Holder w/ Cap	Wood	Flat	3	#14 (1/4") x 2"	S0914-0750	4	53
		Machine	Flat	3	#14 (1/4"-20) x 2"	S0910-0750	4	44
S3612-0000	Rod Holder Removable 4"	Wood	Flat	4	#14 (1/4") x 2"	S0914-0750	4	53
		Machine	Flat	4	#14 (1/4"-20) x 2"	S0910-0750	4	44
S3620-0000	Antenna Ratchet Mount 4-1/2"	Wood	Flat	4	#14 (1/4") x 2"	S0914-0750	4	53
		Machine	Flat	4	#14 (1/4"-20) x 2"	S0910-0750	4	44
S3621-0000	Antenna Ratchet Mount 6"	Wood	Flat	4	#14 (1/4") x 2"	S0914-0750	4	53
		Machine	Flat	4	#14 (1/4"-20) x 2"	S0910-0750	4	44
S3630-0000	Heavy Duty Folding Step 4-3/8"	Wood	Pan	2	#20 (5/16") x 1-1/2"	S0913-0838	3	32
		Machine	Pan	2	#20 (5/16"-18) x 2"	S0911-0850	3	22
S3650-0300	Round Rail Base - 30 Degree 7/8"	Wood	Flat	3	#10 x 1-1/2"	S0914-0638	8	120
		Machine	Flat	3	#10-24 x 1-1/2"	S0910-0638	8	103
S3650-0301	Round Rail Base - 30 Degree 1"	Wood	Flat	3	#14 (1/4") x 2"	S0914-0750	4	53
		Machine	Flat	3	#14 (1/4"-20) x 2"	S0910-0750	4	44
S3650-0450	Round Rail Base - 45 Degree 7/8"	Wood	Flat	3	#10 x 1-1/2"	S0914-0638	8	120
		Machine	Flat	3	#10-24 x 1-1/2"	S0910-0638	8	103
S3650-0451	Round Rail Base - 45 Degree 1"	Wood	Flat	3	#14 (1/4") x 2"	S0914-0750	4	53
		Machine	Flat	3	#14 (1/4"-20) x 2"	S0910-0750	4	44
S3650-0600	Round Rail Base - 60 Degree 7/8"	Wood	Flat	3	#10 x 1-1/2"	S0914-0638	8	120
		Machine	Flat	3	#10-24 x 1-1/2"	S0910-0638	8	103
S3650-0601	Round Rail Base - 60 Degree 1"	Wood	Flat	3	#14 (1/4") x 2"	S0914-0750	4	53
		Machine	Flat	3	#14 (1/4"-20) x 2"	S0910-0750	4	44
S3650-0900	Round Rail Base - 90 Degree 7/8"	Wood	Flat	3	#10 x 1-1/2"	S0914-0638	8	120
		Machine	Flat	3	#10-24 x 1-1/2"	S0910-0638	8	103
S3650-0901	Round Rail Base - 90 Degree 1"	Wood	Flat	3	#14 (1/4") x 2"	S0914-0750	4	53
		Machine	Flat	3	#14 (1/4"-20) x 2"	S0910-0750	4	44
S3651-0300	Rectangular Base - 30 Degree 7/8"	Wood	Flat	3	#10 x 1-1/2"	S0914-0638	8	120
		Machine	Flat	3	#10-24 x 1-1/2"	S0910-0638	8	103
S3651-0301	Rectangular Base - 30 Degree 1"	Wood	Flat	3	#14 (1/4") x 2"	S0914-0750	4	53
		Machine	Flat	3	#14 (1/4"-20) x 2"	S0910-0750	4	44
S3651-0450	Rectangular Base - 45 Degree 7/8"	Wood	Flat	4	#10 x 1-1/2"	S0914-0638	8	120
		Machine	Flat	4	#10-24 x 1-1/2"	S0910-0638	8	103
S3651-0451	Rectangular Base - 45 Degree 1"	Wood	Flat	4	#14 (1/4") x 2"	S0914-0750	4	53
		Machine	Flat	4	#14 (1/4"-20) x 2"	S0910-0750	4	44
S3651-0600	Rectangular Base - 60 Degree 7/8"	Wood	Flat	4	#10 x 1-1/2"	S0914-0638	8	120
		Machine	Flat	4	#10-24 x 1-1/2"	S0910-0638	8	103
S3651-0601	Rectangular Base - 60 Degree 1"	Wood	Flat	4	#14 (1/4") x 2"	S0914-0750	4	53
		Machine	Flat	4	#14 (1/4"-20) x 2"	S0910-0750	4	44
S3651-0900	Rectangular Base - 90 Degree 7/8"	Wood	Flat	4	#10 x 1-1/2"	S0914-0638	8	120
		Machine	Flat	4	#10-24 x 1-1/2"	S0910-0638	8	103
S3651-0901	Rectangular Base - 90 Degree 1"	Wood	Flat	4	#14 (1/4") x 2"	S0914-0750	4	53
		Machine	Flat	4	#14 (1/4"-20) x 2"	S0910-0750	4	44
S3652-0900	Rectangular Base - 90 Degree, 2 Hole 7/8"	Wood	Flat	2	#14 (1/4") x 2"	S0914-0750	4	53
		Machine	Flat	2	#14 (1/4"-20) x 2"	S0910-0750	4	44
S3652-0901	Rectangular Base - 90 Degree, 2 Hole 1"	Wood	Flat	2	#14 (1/4") x 2"	S0914-0750	4	53
		Machine	Flat	2	#14 (1/4"-20) x 2"	S0910-0750	4	44
S3670-1200	Forward End Rail 7/8"	Wood	Flat	2	#10 x 1-1/2"	S0914-0638	8	120
		Machine	Flat	2	#10-24 x 1-1/2"	S0910-0638	8	103
S3670-1201	Forward End Rail 1"	Wood	Flat	2	#10 x 1-1/2"	S0914-0638	8	120
		Machine	Flat	2	#10-24 x 1-1/2"	S0910-0638	8	103
S3671-0600	Aft End Rail 7/8"	Wood	Flat	2	#10 x 1-1/2"	S0914-0638	8	120
		Machine	Flat	2	#10-24 x 1-1/2"	S0910-0638	8	103
S3671-0601	Aft End Rail 1"	Wood	Flat	2	#10 x 1-1/2"	S0914-0638	8	120
		Machine	Flat	2	#10-24 x 1-1/2"	S0910-0638	8	103
S3672-0600	Center Rail 7/8"	Wood	Flat	2	#10 x 1-1/2"	S0914-0638	8	120
		Machine	Flat	2	#10-24 x 1-1/2"	S0910-0638	8	103
S3672-0601	Center Rail 1"	Wood	Flat	2	#10 x 1-1/2"	S0914-0638	8	120
		Machine	Flat	2	#10-24 x 1-1/2"	S0910-0638	8	103

# FASTENER GUIDE

Suncor Part #	Suncor Description	Fastener Type	Fastener Head Style	Qty. of Fasteners Required	Suncor Stock Fastener Size	Suncor Fastener Part #	Qty. per SMALL PACK	Approx. Qty. per BULK 1LB. PACK
S3673-0600	Rail Stanchion End 7/8"	Wood	Flat	2	#10 x 1-1/2"	S0914-0638	8	120
		Machine	Flat	2	#10-24 x 1-1/2"	S0910-0638	8	103
S3673-1600	Rail Stanchion Center 7/8"	Wood	Flat	2	#10 x 1-1/2"	S0914-0638	8	120
		Machine	Flat	2	#10-24 x 1-1/2"	S0910-0638	8	103
S3675-0900	Bottom Mount 7/8"	Machine	Pan	1	#14 (1/4"-20) x 2"	S0911-0750	4	38
		Machine	Flat	1	#14 (1/4"-20) x 2"	S0910-0750	4	44
S3676-0055	End Mount Out 3/4"	Wood	Flat	2	#10 x 1-1/2"	S0914-0638	8	120
		Machine	Flat	2	#10-24 x 1-1/2"	S0910-0638	8	103
S3677-0055	End Mount In 7/8"	Wood	Flat	2	#10 x 1-1/2"	S0914-0638	8	120
		Machine	Flat	2	#10-24 x 1-1/2"	S0910-0638	8	103
S3682-0000	Side Deck Hinge 2"	Wood	Flat	2	#10 x 1-1/2"	S0914-0638	8	120
		Machine	Flat	2	#10-24 x 1-1/2"	S0910-0638	8	103
S3682-1000	Heavy Side Deck Hinge 2-13/16"	Wood	Flat	4	#10 x 1-1/2"	S0914-0638	8	120
		Machine	Flat	4	#10-24 x 1-1/2"	S0910-0638	8	103
S3682-2000	Deck Hinge - 90 Degree 2-1/4"	Wood	Flat	2	#10 x 1-1/2"	S0914-0638	8	120
		Machine	Flat	2	#10-24 x 1-1/2"	S0910-0638	8	103
S3682-3000	Deck Hinge - Concave 2-1/4"	Wood	Flat	2	#10 x 1-1/2"	S0914-0638	8	120
		Machine	Flat	2	#10-24 x 1-1/2"	S0910-0638	8	103
S3682-3001	Deck Hinge - Concave w/ Removable Pin 2-1/4"	Wood	Flat	2	#10 x 1-1/2"	S0914-0638	8	120
		Machine	Flat	2	#10-24 x 1-1/2"	S0910-0638	8	103
S3682-4000	Deck Hinge - 80 Degree Screwed 2-1/4"	Wood	Flat	2	#10 x 1-1/2"	S0914-0638	8	120
		Machine	Flat	2	#10-24 x 1-1/2"	S0910-0638	8	103
S3682-4001	Deck Hinge - 80 Degree Drilled 2-1/4"	Wood	Flat	2	#10 x 1-1/2"	S0914-0638	8	120
		Machine	Flat	2	#10-24 x 1-1/2"	S0910-0638	8	103
S3682-5000	Deck Hinge - 90 Degree w/ Removable Pin 2-1/4"	Wood	Flat	2	#10 x 1-1/2"	S0914-0638	8	120
		Machine	Flat	2	#10-24 x 1-1/2"	S0910-0638	8	103
S3684-0000	Multi-Directional Top Cap 7/8"	Wood	Flat	2	#10 x 1-1/2"	S0914-0638	8	120
		Machine	Flat	2	#10-24 x 1-1/2"	S0910-0638	8	103
S3684-0001	Multi-Directional Top Cap 1"	Wood	Flat	2	#10 x 1-1/2"	S0914-0638	8	120
		Machine	Flat	2	#10-24 x 1-1/2"	S0910-0638	8	103
S3685-0000	Removable Pin Set w/ Lanyard	Wood	Pan	1	#14 (1/4") x 1-1/2"	S0913-0738	4	59
S3701-0001	Anchor Eye	Wood	Flat	2	#8 x 1-1/2"	S0914-0538	10	160
		Machine	Flat	2	#8-32 x 1-1/2"	S0910-0538	10	135
S3701-0002	Anchor Swivel Eye	Wood	Flat	2	#10 x 1-1/2"	S0914-0638	8	120
		Machine	Flat	2	#10-24 x 1-1/2"	S0910-0638	8	103
S3702-0000	Heavy Duty Diamond Pad Eye 3-1/4"	Wood	Flat	4	#14 (1/4") x 2"	S0914-0750	4	53
		Machine	Flat	4	#14 (1/4"-20) x 2"	S0910-0750	4	44
S3703-0000	Heavy Duty Diamond Pad Eye 4"	Wood	Flat	4	#20 (5/16") x 2"	S0914-0850	3	30
		Machine	Flat	4	#20 (5/16"-18) x 1-1/2"	S0910-0845	3	34
S3703-0001	Heavy Duty Diamond Backplate 4"	Wood	Flat	4	#20 (5/16") x 2"	S0914-0850	3	30
		Machine	Flat	4	#20 (5/16"-18) x 1-1/2"	S0910-0845	3	34
S3703-1002	Stamped Diamond Pad Eye 3-1/4"	Wood	Flat	4	#8 x 1-1/2"	S0914-0538	10	160
		Machine	Flat	4	#8-32 x 1-1/2"	S0910-0538	10	135
S3704-0000	Heavy Duty Square Pad Eye 3"	Wood	Flat	4	#14 (1/4") x 2"	S0914-0750	4	53
		Machine	Flat	4	#14 (1/4"-20) x 2"	S0910-0750	4	44
S3704-0001	Heavy Duty Square Backplate 3"	Wood	Flat	4	#14 (1/4") x 2"	S0914-0750	4	53
		Machine	Flat	4	#14 (1/4"-20) x 2"	S0910-0750	4	44
S3705-0005	Oblong Pad Eye 1-3/4"	Wood	Flat	2	#8 x 1-1/2"	S0914-0538	10	160
		Machine	Flat	2	#8-32 x 1-1/2"	S0910-0538	10	135
S3705-0006	Oblong Pad Eye 2-1/2"	Wood	Flat	2	#8 x 1-1/2"	S0914-0538	10	160
		Machine	Flat	2	#8-32 x 1-1/2"	S0910-0538	10	135
S3705-0008	Oblong Pad Eye 3-1/4"	Wood	Flat	2	#10 x 1-1/2"	S0914-0638	8	120
		Machine	Flat	2	#10-24 x 1-1/2"	S0910-0638	8	103
S3705-0010	Oblong Pad Eye 4"	Wood	Flat	2	#14 (1/4") x 2"	S0914-0750	4	53
		Machine	Flat	2	#14 (1/4"-20) x 2"	S0910-0750	4	44
S3705-X001	Heavy Duty Oblong Pad Eye 3"	Wood	Flat	2	#14 (1/4") x 2"	S0914-0750	4	53
		Machine	Flat	2	#14 (1/4"-20) x 2"	S0910-0750	4	44
S3705-X002	Heavy Duty Oblong Pad Eye 3-1/2"	Wood	Flat	2	#20 (5/16") x 2"	S0914-0850	3	30
		Machine	Flat	2	#20 (5/16"-18) x 1-1/2"	S0910-0845	3	34
S3705-X003	Heavy Duty Oblong Pad Eye 4"	Wood	Flat	2	#20 (5/16") x 2"	S0914-0850	3	30
		Machine	Flat	2	#20 (5/16"-18) x 1-1/2"	S0910-0845	3	34
S3706-0005	Oblong Backplate 1-3/4"	Wood	Flat	2	#8 x 1-1/2"	S0914-0538	10	160
		Machine	Flat	2	#8-32 x 1-1/2"	S0910-0538	10	135
S3706-0006	Oblong Backplate 2-1/2"	Wood	Flat	2	#8 x 1-1/2"	S0914-0538	10	160
		Machine	Flat	2	#8-32 x 1-1/2"	S0910-0538	10	135
S3706-0008	Oblong Backplate 3-1/4"	Wood	Flat	2	#10 x 1-1/2"	S0914-0638	8	120
		Machine	Flat	2	#10-24 x 1-1/2"	S0910-0638	8	103
S3706-0010	Oblong Backplate 4"	Wood	Flat	2	#14 (1/4") x 2"	S0914-0750	4	53
		Machine	Flat	2	#14 (1/4"-20) x 2"	S0910-0750	4	44
S3707-0005	Round Pad Eye 1-5/16"	Wood	Flat	2	#8 x 1-1/2"	S0914-0538	10	160
		Machine	Flat	2	#8-32 x 1-1/2"	S0910-0538	10	135
S3707-0006	Round Pad Eye 1-5/8"	Wood	Flat	2	#8 x 1-1/2"	S0914-0538	10	160
		Machine	Flat	2	#8-32 x 1-1/2"	S0910-0538	10	135
S3707-0008	Round Pad Eye 2"	Wood	Flat	2	#8 x 1-1/2"	S0914-0538	10	160
		Machine	Flat	2	#8-32 x 1-1/2"	S0910-0538	10	135
S3710-0032	Pad Eye 1-1/8"	Wood	Pan	2	#14 (1/4") x 1-1/2"	S0913-0738	4	59
		Machine	Pan	2	#14 (1/4"-20) x 2"	S0911-0750	4	38
S3711-0003	Folding Pad Eye 1/8"	Wood	Pan	1	#14 (1/4") x 1-1/2"	S0913-0738	4	59
		Machine	Pan	2	#14 (1/4"-20) x 2"	S0911-0750	4	38
S3711-0007	Folding Pad Eye 1/4"	Wood	Pan	2	#14 (1/4") x 1-1/2"	S0913-0738	4	59
		Machine	Pan	2	#14 (1/4"-20) x 2"	S0911-0750	4	38
S3711-0008	Folding Pad Eye 5/16"	Wood	Pan	2	#14 (1/4") x 1-1/2"	S0913-0738	4	59
		Machine	Pan	2	#14 (1/4"-20) x 2"	S0911-0750	4	38
S3712-0001	Heavy Duty Folding Pad Eye 1/4"	Wood	Flat	2	#10 x 1-1/2"	S0914-0638	8	120
		Machine	Flat	2	#10-24 x 1-1/2"	S0910-0638	8	103
S3712-0002	Heavy Duty Folding Pad Eye 5/16"	Wood	Flat	2	#20 (5/16") x 2"	S0914-0850	3	30
		Machine	Flat	2	#20 (5/16"-18) x 1-1/2"	S0910-0845	3	34
S3712-0003	Heavy Duty Folding Pad Eye 3/8"	Wood	Flat	2	#20 (5/16") x 2"	S0914-0850	3	30
		Machine	Flat	2	#20 (5/16"-18) x 1-1/2"	S0910-0845	3	34
S3712-0005	Universal Backplate	Wood	Flat	2	#20 (5/16") x 2"	S0914-0850	3	30
		Machine	Flat	2	#20 (5/16"-18) x 1-1/2"	S0910-0845	3	34
S3714-0005	Swivel Pad Eye 3/16"	Wood	Flat	4	#8 x 1-1/2"	S0914-0538	10	160
		Machine	Flat	4	#8-32 x 1-1/2"	S0910-0538	10	135
S3714-0006	Swivel Pad Eye 1/4"	Wood	Flat	4	#8 x 1-1/2"	S0914-0538	10	160
		Machine	Flat	4	#8-32 x 1-1/2"	S0910-0538	10	135
S3714-0008	Swivel Pad Eye 5/16"	Wood	Flat	4	#8 x 1-1/2"	S0914-0538	10	160
		Machine	Flat	4	#8-32 x 1-1/2"	S0910-0538	10	135
S3714-R005	Swivel Pad Eye w/ Ring 3/16"	Wood	Flat	4	#8 x 1-1/2"	S0914-0538	10	160
		Machine	Flat	4	#8-32 x 1-1/2"	S0910-0538	10	135
S3714-R006	Swivel Pad Eye w/ Ring 1/4"	Wood	Flat	4	#8 x 1-1/2"	S0914-0538	10	160
		Machine	Flat	4	#8-32 x 1-1/2"	S0910-0538	10	135
S3714-R008	Swivel Pad Eye w/ Ring 5/16"	Wood	Flat	4	#8 x 1-1/2"	S0914-0538	10	160
		Machine	Flat	4	#8-32 x 1-1/2"	S0910-0538	10	135
S3718-0000	Tow Pad Eye 3"	Wood	Flat	4	#14 (1/4") x 2"	S0914-0750	4	53
		Machine	Flat	4	#14 (1/4"-20) x 2"	S0910-0750	4	44
S3719-0005	Pad Eye 3/16"	Wood	Flat	2	#8 x 1-1/2"	S0914-0538	10	160
		Machine	Flat	2	#8-32 x 1-1/2"	S0910-0538	10	135

Suncor Part #	Suncor Description	Fastener Type	Fastener Head Style	Qty. of Fasteners Required	Suncor Stock Fastener Size	Suncor Fastener Part #	Qty. per SMALL PACK	Approx. Qty. per BULK 1LB. PACK
S3719-0006	Pad Eye 1/4"	Wood	Flat	2	#10 x 1-1/2"	S0914-0638	8	120
		Machine	Flat	2	#10-24 x 1-1/2"	S0910-0638	8	103
S3719-0008	Pad Eye 5/16"	Wood	Flat	2	#10 x 1-1/2"	S0914-0638	8	120
		Machine	Flat	2	#10-24 x 1-1/2"	S0910-0638	8	103
S3719-1005	Heavy Duty Pad Eye 5/8"	Wood	Flat	2	#8 x 1-1/2"	S0914-0538	10	160
		Machine	Flat	2	#8-32 x 1-1/2"	S0910-0538	10	135
S3806-0000	Hawse Pipe 6"	Wood	Flat	4	#10 x 1-1/2"	S0914-0638	8	120
		Machine	Flat	4	#10-24 x 1-1/2"	S0910-0638	8	103
S3806-0001	Oval Hawse Pipe 5-1/2"	Wood	Flat	4	#10 x 1-1/2"	S0914-0638	8	120
		Machine	Flat	4	#10-24 x 1-1/2"	S0910-0638	8	103
S3807-0000	Triangular Hawse Pipe	Wood	Flat	3	#10 x 1-1/2"	S0914-0638	8	120
		Machine	Flat	3	#10-24 x 1-1/2"	S0910-0638	8	103
S3810-0000	Chain and Deck Pipe	Wood	Flat	4	#10 x 1-1/2"	S0914-0638	8	120
		Machine	Flat	4	#10-24 x 1-1/2"	S0910-0638	8	103
S3812-0150	Access Hatch and Frame 6"	Wood	Flat	6	#10 x 1-1/2"	S0914-0638	8	120
		Machine	Flat	6	#10-24 x 1-1/2"	S0910-0638	8	103
S3814-0150	Access Hatch and Frame 6"	Wood	Flat	4	#14 (1/4") x 2"	S0914-0750	4	53
		Machine	Flat	4	#14 (1/4"-20) x 2"	S0910-0750	4	44
S3820-0100	Heavy Duty Strap Hinge 4"	Wood	Flat	4	#10 x 1-1/2"	S0914-0638	8	120
		Machine	Flat	4	#10-24 x 1-1/2"	S0910-0638	8	103
S3820-0150	Heavy Duty Strap Hinge 6"	Wood	Flat	6	#10 x 1-1/2"	S0914-0638	8	120
		Machine	Flat	6	#10-24 x 1-1/2"	S0910-0638	8	103
S3821-0040	Heavy Duty Butt Hinge 1-1/2"	Wood	Flat	4	#8 x 1-1/2"	S0914-0538	10	160
		Machine	Flat	4	#8-32 x 1-1/2"	S0910-0538	10	135
S3821-0050	Heavy Duty Butt Hinge 2"	Wood	Flat	4	#10 x 1-1/2"	S0914-0638	8	120
		Machine	Flat	4	#10-24 x 1-1/2"	S0910-0638	8	103
S3822-0075	Heavy Duty Door Hinge - Equal 3"	Wood	Flat	6	#10 x 1-1/2"	S0914-0638	8	120
		Machine	Flat	6	#10-24 x 1-1/2"	S0910-0638	8	103
S3822-0100	Heavy Duty Door Hinge - Equal 4"	Wood	Flat	6	#10 x 1-1/2"	S0914-0638	8	120
		Machine	Flat	6	#10-24 x 1-1/2"	S0910-0638	8	103
S3823-0055	Heavy Duty Door Hinge - Unequal 2-1/4"	Wood	Flat	5	#10 x 1-1/2"	S0914-0638	8	120
		Machine	Flat	5	#10-24 x 1-1/2"	S0910-0638	8	103
S3823-0075	Heavy Duty Door Hinge - Unequal 3"	Wood	Flat	5	#10 x 1-1/2"	S0914-0638	8	120
		Machine	Flat	5	#10-24 x 1-1/2"	S0910-0638	8	103
S3823-1000	Heavy Duty Door Hinge - Offset 2"	Wood	Flat	5	#10 x 1-1/2"	S0914-0638	8	120
		Machine	Flat	5	#10-24 x 1-1/2"	S0910-0638	8	103
S3824-0075	Heavy Duty Hatch Hinge - Standard 3"	Wood	Flat	8	#10 x 1-1/2"	S0914-0638	8	120
		Machine	Flat	8	#10-24 x 1-1/2"	S0910-0638	8	103
S3824-1075	Heavy Duty Hatch Hinge - Angle Base 3"	Wood	Flat	8	#10 x 1-1/2"	S0914-0638	8	120
		Machine	Flat	8	#10-24 x 1-1/2"	S0910-0638	8	103
S3824-2000	Heavy Duty Take Apart Hinge 3-1/2"	Wood	Flat	4	#10 x 1-1/2"	S0914-0638	8	120
		Machine	Flat	4	#10-24 x 1-1/2"	S0910-0638	8	103
S3825-0001	Strap Hinge 4"	Wood	Flat	4	#10 x 1-1/2"	S0914-0638	8	120
		Machine	Flat	4	#10-24 x 1-1/2"	S0910-0638	8	103
S3825-0002	Strap Hinge 6"	Wood	Flat	6	#8 x 1-1/2"	S0914-0538	10	160
		Machine	Flat	6	#8-32 x 1-1/2"	S0910-0538	10	135
S3827-0001	Door Hinge 2-3/8"	Wood	Flat	5	#8 x 1-1/2"	S0914-0538	10	160
		Machine	Flat	5	#8-32 x 1-1/2"	S0910-0538	10	135
S3827-2000	Door Hinge - Offset1-7/16"	Wood	Flat	5	#8 x 1-1/2"	S0914-0538	10	160
		Machine	Flat	5	#8-32 x 1-1/2"	S0910-0538	10	135
S3830-0001	Flush Door Hinge 3"	Wood	Flat	6	#10 x 1-1/2"	S0914-0638	8	120
		Machine	Flat	6	#10-24 x 1-1/2"	S0910-0638	8	103
S3830-0002	Flush Door Hinge 4"	Wood	Flat	6	#10 x 1-1/2"	S0914-0638	8	120
		Machine	Flat	6	#10-24 x 1-1/2"	S0910-0638	8	103
S3831-0001	Flush Strap Hinge 4"	Wood	Flat	4	#10 x 1-1/2"	S0914-0638	8	120
		Machine	Flat	4	#10-24 x 1-1/2"	S0910-0638	8	103
S3831-0002	Flush Strap Hinge 6"	Wood	Flat	6	#10 x 1-1/2"	S0914-0638	8	120
		Machine	Flat	6	#10-24 x 1-1/2"	S0910-0638	8	103
S3832-0001	Heavy Duty Wide Strap Hinge 4"	Wood	Flat	4	#10 x 1-1/2"	S0914-0638	8	120
		Machine	Flat	4	#10-24 x 1-1/2"	S0910-0638	8	103
S3832-0002	Heavy Duty Wide Strap Hinge 6"	Wood	Flat	6	#10 x 1-1/2"	S0914-0638	8	120
		Machine	Flat	6	#10-24 x 1-1/2"	S0910-0638	8	103
S3833-0001	Heavy Duty Flush Table Hinge 3-1/4"	Wood	Flat	4	#10 x 1-1/2"	S0914-0638	8	120
		Machine	Flat	4	#10-24 x 1-1/2"	S0910-0638	8	103
S3834-0007	Heavy Duty Strap T-Hinge	Wood	Flat	8	#10 x 1-1/2"	S0914-0638	8	120
		Machine	Flat	8	#10-24 x 1-1/2"	S0910-0638	8	103
S3850-0001	Heavy Duty Door Hook Set 3"	Wood	Flat	4	#8 x 1-1/2"	S0914-0538	10	160
		Machine	Flat	4	#8-32 x 1-1/2"	S0910-0538	10	135
S3850-0002	Heavy Duty Door Hook Set 4"	Wood	Flat	4	#8 x 1-1/2"	S0914-0538	10	160
		Machine	Flat	4	#8-32 x 1-1/2"	S0910-0538	10	135
S3850-02LT	Additional Latch for Heavy Duty Door Hook Set	Wood	Flat	2	#8 x 1-1/2"	S0914-0538	10	160
		Machine	Flat	2	#8-32 x 1-1/2"	S0910-0538	10	135
S3851-0000	Heavy Duty Flush Lift Ring 2-1/2"	Wood	Flat	4	#8 x 1-1/2"	S0914-0538	10	160
		Machine	Flat	4	#8-32 x 1-1/2"	S0910-0538	10	135
S3851-0001	Heavy Duty Flush Lift Ring 1-7/8"	Wood	Flat	4	#8 x 1-1/2"	S0914-0538	10	160
		Machine	Flat	4	#8-32 x 1-1/2"	S0910-0538	10	135
S3851-0002	Flush Lift Handle 3"	Wood	Flat	4	#8 x 1-1/2"	S0914-0538	10	160
		Machine	Flat	4	#8-32 x 1-1/2"	S0910-0538	10	135
S3851-0003	Flush Lift Pull 2-1/2"	Wood	Flat	4	#8 x 1-1/2"	S0914-0538	10	160
		Machine	Flat	4	#8-32 x 1-1/2"	S0910-0538	10	135
S3853-0001	Safety Hasp 2-3/4"	Wood	Flat	8	#8 x 1-1/2"	S0914-0538	10	160
		Machine	Flat	8	#8-32 x 1-1/2"	S0910-0538	10	135
S3853-0002	Heavy Duty Safety Hasp 3"	Wood	Flat	4	#8 x 1-1/2"	S0914-0538	10	160
		Machine	Flat	4	#8-32 x 1-1/2"	S0910-0538	10	135
S3855-0001	Heavy Duty Barrel Bolt 3-5/8"	Wood	Flat	7	#8 x 1-1/2"	S0914-0538	10	160
		Machine	Flat	7	#8-32 x 1-1/2"	S0910-0538	10	135
S3855-0002	Heavy Duty Barrel Bolt 4-1/4"	Wood	Flat	7	#8 x 1-1/2"	S0914-0538	10	160
		Machine	Flat	7	#8-32 x 1-1/2"	S0910-0538	10	135
S3871-0001	Oar Lock Base - Single	Wood	Flat	4	#10 x 1-1/2"	S0914-0638	8	120
		Machine	Flat	4	#10-24 x 1-1/2"	S0910-0638	8	103
S3871-0002	Oar Lock Base - Pair	Wood	Flat	8	#10 x 1-1/2"	S0914-0638	8	120
		Machine	Flat	8	#10-24 x 1-1/2"	S0910-0638	8	103
S3911-0000	Hose Deck Fill 1-1/2" Gas	Wood	Flat	3	#10 x 1-1/2"	S0914-0638	8	120
		Machine	Flat	3	#10-24 x 1-1/2"	S0910-0638	8	103
S3912-0000	Hose Deck Fill 1-1/2" Diesel	Wood	Flat	3	#10 x 1-1/2"	S0914-0638	8	120
		Machine	Flat	3	#10-24 x 1-1/2"	S0910-0638	8	103
S3913-0000	Hose Deck Fill 1-1/2" Water	Wood	Flat	3	#10 x 1-1/2"	S0914-0638	8	120
		Machine	Flat	3	#10-24 x 1-1/2"	S0910-0638	8	103
S3914-0000	Hose Deck Fill 1-1/2" Waste	Wood	Flat	3	#10 x 1-1/2"	S0914-0638	8	120
		Machine	Flat	3	#10-24 x 1-1/2"	S0910-0638	8	103
S3921-0000	Hose Deck Fill 2" Gas	Wood	Flat	3	#10 x 1-1/2"	S0914-0638	8	120
		Machine	Flat	3	#10-24 x 1-1/2"	S0910-0638	8	103
S3922-0000	Hose Deck Fill 2" Diesel	Wood	Flat	3	#10 x 1-1/2"	S0914-0638	8	120
		Machine	Flat	3	#10-24 x 1-1/2"	S0910-0638	8	103



## GLOSSARY OF TERMINOLOGY

**AN** - Stands for Air Force-Navy.

**ANSI** - Stands for American National Standards Institute.

**ASME** - Stands for American Society of Mechanical Engineers.

**ASTM** - Stands for American Society of Testing and Materials.

**ANNEAL** - To heat metal in order to lower its hardness. The term anneal refers to the heat treatment given to 300 series stainless and most 400 series stainless by the steel mill after the raw material has been completed, but before fittings are manufactured. Anneal also refers to the heat treatment given 400 series stainless fittings after their manufacture (also called hardening and tempering) to lower hardness and increase toughness. For example, fittings of 410 stainless may score over 200,000 psi after manufacture and be too brittle. By annealing at 1000 degrees F., tensile strength would reduce to 125,000-150,000 psi, while annealing the same material to 500 degrees F. would bring tensile to 160,000-190,000 psi.

**BL** - Stands for "Break Load", meaning the weight at which a product will break. Typically, Suncor products have a minimum 4:1 safety factor.

**"17-4 PH"** - a chromium-nickel grade of stainless steel that has excellent mechanical properties at a high strength and hardness level. Scaling and distortion are minimal. Both the strength and corrosion resistance hold up well in temperatures to 800°F, but material is magnetic.

**"18-8"** - 300 series stainless steel having approximately (not exactly) 18% chromium and 8% nickel. The term "18-8" is used interchangeably to characterize fittings made of 302, 302HQ, 303, 304, 305, 384, XM7, and other variables of these grades with close chemical compositions. There is little overall difference in corrosion resistance among the "18-8" types, but slight differences in chemical composition do make certain grades more resistant than others against particular chemicals or atmospheres. "18-8" has superior corrosion resistance to 400 series stainless, is generally nonmagnetic, and is hardenable only by cold working.

**ELECTROPOLISHING** - Electropolishing is primarily used to obtain a bright, clean appealing surface. However it also passivates the surface while removing burrs, sharp edges, microscopic nicks and scratches from the surface. It can smooth threads and remove heat discoloration from spot or TIG welds. Suncor products are electropolished to ASTM Standard A967.

**ELONGATION** - Stretching a fitting to the point that it breaks. The percent of elongation at rupture (same as measure of ductility) is determined by dividing by total length after stretching to the original length. Elongation decreases as strength and hardness increase.

**GALVANIC CORROSION** - An accelerated degree of corrosion occurring when two different metals are in contact with moisture, particularly sea water. All metals have what is termed a specific electric potential, so that low level electric current flows from one metal to another. A metal with a higher position in the galvanic series (see below) will corrode sacrificially rather than one with a lower position, meaning stainless, for example, will corrode before gold. The further apart the metals on the chart, the more electric current will flow and the more corrosion will occur. No serious galvanic action will occur by combining the same metals, only dissimilar ones. To prevent galvanic corrosion, use insulation, paint or coatings when separating dissimilar metals; or put the metal to be protected next to a metal which is not important in the assembly, so it can corrode sacrificially.

Metals listed first will corrode due to galvanic reaction before those at end of paragraph: Magnesium, zinc, aluminum 1100, cadmium, aluminum 2024, steel and iron, lead, tin, brass, copper, bronze, monel, 304 and 316 stainless (passive), silver, titanium, graphite, gold.

**ISO** - Stands for International Organization for Standardization.

**MS** - Stands for Military Standards. The overriding characteristic of MS fittings compared to commercial products is the extensive inspection and lot traceability for MS, guaranteeing the chemical, physical and dimensional qualities. While commercial fittings may look similar and happen to pass many tests given MS products, the commercial fittings lack the pedigree of guaranteed quality or chemical, physical and dimensional aspects that users who order MS fittings rely on.

**MAGNETIC PERMEABILITY** - Test simply determines the level of magnetism. Virtually all Suncor products have a value less than 2.5.

**MOLYBDENUM** - Molybdenum is a metal added to 316 stainless steel, sharply increasing its corrosion resistance to chlorides and sulfates especially various sulfuric acids in the pulp industry. Molybdenum helps reduce hardness and increase tensile strength at higher temperatures.

**MONEL** - Invented by the International Nickel Co., and composed basically to two-thirds nickel, one-third copper. Monel has good strength, excellent corrosion resistance against salt water and in high temperatures, but is very expensive.

**NITRONIC 50** - (UNS S20910) Invented by the Armco Steel Company, Nitronic 50 is a chromium-nickel-manganese-molybdenum austenitic stainless steel. It remains completely non-magnetic after severe cold working or exposure to low temperatures. Sought after for its higher strength and greater corrosion resistance.

**NM** - Stands for non-magnetic. Varying standards of magnetic units are applied to different metals for this designation.

**PASSIVATING** - Technically, passivation is not cleaning but is a process of dipping fittings into an acid solution to rapidly form a chromium oxide on the surface of the material, creating a passive film that protects stainless from further oxidation (see PASSIVE FILM). In common commercial terms (meaning non-military and aerospace), passivating means cleaning to users, and the terms "passivating" and "cleaning" are used interchangeably. A wide range of cleaning methods using different mixtures containing nitric, phosphoric and other acids or simply exposing cleaned stainless fittings to air for a period of time will result in a "passivated" condition. For properly cleaned fittings, it is impossible to determine the method of cleaning or passivation that was used. AN/MS/NAS fittings sold by SUNCOR have been cleaned, descaled, and passivated to the applicable engineering specifications.

**PASSIVE FILM** - The major characteristic of stainless is its ability to form a thin layer of protection called a "passive film" on its outside surface. This film results from a continual process of low-level oxidation, so oxygen from the atmosphere is needed for the passive film to exist. Once formed, it prevents further oxidation or corrosion from occurring. Even if chipped or scratched, a new passive film on stainless will form.

**PICKLING** - Removing surface impurities by using chemicals. Used mainly to clean parts prior to coating. This treatment is more aggressive than passivation.

**PITTING CORROSION** - Pitting indicates deep corrosion in localized spots on a fastener. Dirt or grease on certain portions of a fastener may block oxygen from that surface, thus impeding the passive film which protects stainless from corrosion.

**PROOF LOAD** - A test load that a fitting must undergo without showing significant deformation. It is usually 50% +/- of yield strength.

**SOLUTION ANNEALED (same as CARBIDE SOLUTION ANNEALED)** - A process of heating and removing carbide precipitants (carbon that has broken loose from its stainless steel solution) by heating a finished fitting to over 1,850 degrees F. and cooling it quickly, usually in water, so carbon content goes back into the stainless solution.

**THREADS** - Class 1 threads are a loose tolerance. Class 2 threads comprise 90% of stainless fittings and are normal commercial tolerance. Class 3 threads have a stricter tolerance and tighter fit such as socket cap and set screws. No definite relationship exists between tensile strength and tightness or looseness of fit. The symbol "A" added to threads, such as 2A, means external threads (screws), and "B" means internal (nuts).

**WLL** - Stands for "Work Load Limit", this is the recommended weight limit for safe use of a product.

## PRODUCT INDEX

- 9 Star, 143**  
 9 Star Cluster, 143  
 9 Star Cluster w/ Stalk, 143
- Anchor Bases, 93, 113**  
 Anchor Base w/ Shackles, 93  
 Anchor Base w/ Stud, 93  
 Anchor Base, Hoist, 93
- Anchors, 137-139**  
 Grapnel Anchor, Folding, 138  
 Hook Anchor, 138  
 Pak-Anchor™ Kit, 138  
 Plowmaster™ Anchor, 138
- Antenna Rail Mount, 126**  
**Antenna Ratchet Mount, 126**  
**Atlantis Rail Systems, 149**  
**Backing Plates, 109, 112-113**  
 Backing Plate, 113  
 Backplate, Heavy Duty Diamond, 109  
 Backplate, Heavy Duty Square, 109  
 Backplate, Stamped Oblong, 109  
 Backplate, Universal, 112
- Barrel Bolt, Heavy Duty, 118**  
**Bimini Hardware, 128-136**  
**Blocks, 80-82**  
 Block, Pulley, 80  
 Block, Seine w/ Eye, 82  
 Block, Seine w/ Hook, 82  
 Block, Snatch, 82  
 Block, Square Swivel Eye, 81  
 Block, Surface Mount, 80  
 Block, Swivel Eye, 82  
 Block, Swivel w/ Hook, 80  
 Block, Swivel, 81  
 Block, Twin Swivel Eye, 82  
 Block, Twin Swivel, 81
- Chain, 10-14, 139, 147**  
 Chain & Spliced Rope, 139  
 Chain Pack, Marine, 13  
 Chain Pack, Trailer Safety, 13, 147  
 Chain, Anchor, 11, 139  
 Chain, Double Loop, 12  
 Chain, Lifting, 11  
 Chain, Long Link, 12  
 Chain, NACM Industrial, 11  
 Chain, NACM, 11  
 Chain, Safety, 13  
 Chain, Sash, 12  
 Chain, Single Jack, 12  
 Chain, Twist Link, 12
- Chain Sling Information, 14**  
**Chain Stopper, USCG, 139**  
**Chain Warnings, 14**  
**Chocks, 122**  
 Chock, Bow, 122  
 Chock, Skene, 122  
 Chock, Straight, 122
- Cleaning Products, 54**  
 Buffing Ball, 54  
 Metal Polish, 54  
 Passivating Fluid, 54  
 Polishing Cloth, Microfiber, 54  
 Surface Protectant, Clear, 54
- Cleats, 121**  
 Cleat, Blue Water, 121  
 Cleat, Flaggpole, 121  
 Cleat, Herreshoff, 121  
 Cleat, Lift Eye, 121  
 Cleat, Trimline, 121
- Clips, 58-61, 64, 67-68, 104-105, 136**  
 Asymmetrical Clip, Wide, 58  
 Bimini Clip, Fixed, 64, 104, 136  
 Extension Clip, Slide Lock, 68  
 Harness Clip w/ D Ring, 60, 105  
 Harness Clip, Auto Lock, 67  
 Harness Clip, Extra Large Auto Lock, 67  
 Harness Clip, Extra Large Screw Lock, 68  
 Harness Clip, Poly Grip, 60  
 Harness Clip, Screw Lock, 67  
 Harness Clip, Wire Lever, 60  
 Key Clip, USA Design, 61  
 Mini Clip, Wire Lever, 61  
 Mooring Hook Kit, 59  
 Mooring Hook, 59  
 Spring Clip w/ Eye, 59  
 Spring Clip w/ Key Ring, 61  
 Spring Clip, 58  
 Spring Clip, Asymmetrical, 58  
 Spring Clip, Key Lock w/ Eye, 58-59  
 Spring Clip, Key Lock, 59  
 Spring Clip, Screw Lock, 58  
 Spring Clip, Special Gate, 59  
 Spring Clip, Wire Lever, 58  
 Wall Clip, 105  
 Web Clip, Swivel, 64, 104, 136
- Company Policies, Inside Back Cover**  
**Conduit Connectors, 144**  
 Connector, Elbow, 144  
 Connector, Screw-in, 144  
 Connector, Straight, 144  
 Coupling, Screw-in, 144
- Contact Information, Inside Front Cover**  
**Deck Hardware, 120-127**  
**Deck Key, Multi-Task, 124**  
**Deck Pipes, 125**  
 Deck Pipe, Chain, 125  
 Deck Pipe, Rope Hinged, 125  
 Deck Pipe, Rope, 125
- Electrical, 140-144**  
**Eye Bolts, 86-87, 90, 148**  
 Eye Bolt, Custom, 87  
 Eye Bolt, Heavy Duty, 87  
 Eye Bolt, Machine, 90  
 Eye Bolt, Metric Welded, 86  
 Eye Bolt, Plain, 87  
 Eye Bolt, Shoulder, 87  
 Eye Bolt, Unwelded, 86  
 Eye Bolt, Welded, 86
- Eye, Bow/Stern, 92**  
**Eye Rivet, Plain, 88**  
**Eye Rivet, Shoulder, 88**  
**Eye Strap, 2 Hole, 111**  
**Eye Strap, 4 Hole, 111**  
**Eyes, Rigging, 83**  
 Eye, Jaw, 83  
 Eye, Toggle, 83  
 Eye, Wall Toggle, 83
- Fairlead & Gasket, 127**  
**Fastener Guide, 154-157**  
**Fasteners, 94**  
 Machine Screw, Flathead, 94  
 Machine Screw, Panhead, 94  
 Wood Screw, Flathead, 94  
 Wood Screw, Panhead, 94
- Fittings, Quick Attach™, 44-46**  
 Quick Attach Wedge Kit, 46  
 Quick Attach™ Double Gate Eyes, 45  
 Quick Attach™ Eye, 44  
 Quick Attach™ Gate Eye, 45  
 Quick Attach™ Jaw, 44  
 Quick Attach™ Pelican Hook, 45  
 Quick Attach™ Receiver, 45  
 Quick Attach™ Stud, 45  
 Quick Attach™ Toggle, 44  
 Quick Attach™ Wall Toggle, 44  
 Quick Attach™ Wood Stud, 44
- Floor Drain Plate, 123**  
**Folding Step, Heavy Duty, 124**  
**Glossary, 158**  
**Handle, Flush Lift, 119**  
**Handle, Solid U Shaped, 119**  
**Hasps, 114, 118**  
 Safety Hasp, 118  
 Safety Hasp, Heavy Duty, 118
- Hatch, Access & Frame, 125**  
**Hawse Pipe, 126**  
 Hawse Pipe, 126  
 Hawse Pipe, Oval, 126  
 Hawse Pipe, Triangular, 126
- Hinges, 114-117, 135**  
 Butt Hinge, Heavy Duty, 117  
 Deck Hinges, 135  
 Door Hinge, 116  
 Door Hinge, Flush, 116  
 Door Hinge, Heavy Duty Equal, 116  
 Door Hinge, Heavy Duty Offset, 116  
 Door Hinge, Heavy Duty Unequal, 116  
 Hatch Hinge, Heavy Duty, 117  
 Strap Hinge, 115  
 Strap Hinge, Flush, 115  
 Strap Hinge, Heavy Duty T, 115  
 Strap Hinge, Heavy Duty Wide, 115  
 Strap Hinge, Heavy Duty, 115  
 Table Bracket, Folding, 119  
 Table Hinge, Heavy Duty Flush, 117  
 Take Apart Hinge, Heavy Duty, 117
- Hoist Assembly, Complete, 93, 113**  
**Hooks, 31, 55-57, 65-66, 103, 111, 118**  
 Clevis Grab Hook, 56  
 Clevis Slip Hook, 56  
 Cunningham Hook, 65  
 Door Hook Set, Heavy Duty, 118  
 Downhaul Hook, 65  
 Eye Grab Hook, 56  
 Eye Hook, 57  
 Eye Slip Hook, 56  
 Eye Slip Hook, Large, 56  
 Flat Hook, 111  
 Pelican Hook w/ Slide, 65  
 Pelican Hook, 31  
 Reefing Hook, 65  
 S Hook, 66  
 Shank Hook, Threaded, 57  
 Shank Hook, Unthreaded, 57  
 Shock Cord End, 65  
 Swivel Eye Hook, 57  
 Tack Hook, 65  
 U Hook, 66  
 Web Hook, Double J, 66, 104  
 Web Hook, Flat, 104  
 Web Hook, Welded S, 66, 104
- Hose Deck Fills, 127**  
**Information Center, Stainless Steel, 153**  
**J Bolt, 94**  
**Jacklines, 105-106**  
 Jackline, Double w/ Clip, 106  
 Jackline, Single w/ Clip, 106  
 Jackline, Single w/ Loop, 106-107
- Lag Eye Screw, 88**  
**Lag Screw, 89**  
**Lashing Ring, Bolt-on, 113**  
**Lashing Ring, Weld-on, 113**  
**Lifeline Kits, 47**  
**Lift Ring, Heavy Duty Flush, 119**  
**Links, 22, 74-75, 77, 84**  
 Connecting Link, C, 77  
 Connecting Link, Cast, 77  
 Connecting Link, Forged, 77  
 Lap Link, 77  
 Link, Hammerlock, 78  
 Link, Universal, 22, 77  
 Master Link w/ Legs, 84  
 Master Link, 84  
 Master Link, US, 84  
 Master Link, Weld, 84  
 Pear Link, 84  
 Quick Link, 75  
 Quick Link, Delta, 75  
 Quick Link, Long, 75  
 Quick Link, Pear, 75  
 Quick Link, Square, 75
- Micro Star™, 141, 144**  
 Micro Star™ Transformer, 144  
 Micro Star™, 141
- Mil. Spec Information, 28**  
**New Products, 2**  
**Nuts, 41-42, 90-91, 95-96, 148**  
 Acorn Nut Set, 42  
 Acorn Nut, 96  
 Cover Nut Set, 42  
 Eye Nut, 91  
 Eye Nut, Lifting, 90  
 Hex Nut, 95  
 Rivet Nut Insert, 90  
 Stop Nut, 41  
 Thread Insert, 90  
 Turnbuckle Nut, 96  
 Wing Nut, 96
- Oar Lock Base, 124**  
**Oar Lock, Open, 124**  
**Pad Eyes, 90, 108-113, 124, 136**  
 Anchor Eye, 111  
 Anchor Eye, Swivel, 111  
 Pad Eye, 90, 110, 136  
 Pad Eye, Folding, 112  
 Pad Eye, Heavy Duty Diamond, 109  
 Pad Eye, Heavy Duty Folding, 112, 124  
 Pad Eye, Heavy Duty Oblong, 109  
 Pad Eye, Heavy Duty Square, 109  
 Pad Eye, Heavy Duty, 110, 136  
 Pad Eye, Oblong, 109  
 Pad Eye, Round, 110  
 Pad Eye, Stamped Diamond, 109  
 Pad Eye, Swivel w/ Ring, 112  
 Pad Eye, Swivel, 112  
 Pad Eye, Tow, 113, 122
- Pins, 8, 78, 135, 146**  
 Clevis Pin, 29  
 Cotter Pin, 8  
 Quick Lock Pin, 78  
 Quick Pin, 79  
 Removable Pin Sets, 135  
 Trailer Pin, 146  
 Trailer Pin, Locking, 146
- Pull, Flush Lift, 119**  
**Quick Attach™, 43-47**  
**Quick Attach™ Lifeline Kits, 47**  
**Railing Hardware, 128-136**  
 Bow Former, 131  
 Cap, Bullet, 132  
 Cap, Flat End, 132  
 Center Rail, 133  
 End Rail, Aft, 133  
 End Rail, Forward, 133  
 Lifeline Stanchion Base, 132  
 Lifeline Stanchion Brace, 132  
 Lifeline Stanchion, 132  
 Rail Base, Rectangular, 129-130  
 Rail Base, Round, 129  
 Rail Bottom Mount, 134  
 Rail Corner, 3-Way, 131  
 Rail Elbow, 130  
 Rail End Mount In, 134  
 Rail End Mount Out, 134  
 Rail Stanchion Center, 133  
 Rail Stanchion End, 133  
 Rail T, 3-Way, 131  
 Rail T, Universal, 131  
 Top Cap, 134  
 Top Cap, Multi-Directional, 134  
 Top Slide, 134  
 Top Slide, Hinged, 134
- Replacement Cap, 127**  
**Retail Packaging, 150**  
**Rigging, 69-84**  
**Rigging Toggle, 22**

(Index continues on next page)

### Ring Bolts, 89

- Ring Bolt, Lag, 89
- Ring Bolt, Plain, 89
- Ring Bolt, Shoulder, 89

### Rings, 60, 65, 76, 78, 103, 122

- D Ring, 76, 103
- D Ring, Heavy Duty Forged, 76
- Hog Ring, 65
- Key Ring, 60
- Rectangular Link, 76
- Round Ring, 76
- Ski Tow Ring, 122
- Triangle Loop, 76

### Rod End Blank, 88

### Rod End Blank, Custom, 88

### Rod Holders, 123

- Rod Holder Liner, 123
- Rod Holder w/ Cap, 123
- Rod Holder, Heavy Cast Top, 123
- Rod Holder, Removable, 123

### Seizing Wire, 8

### Shackle Components, 8-9

- Shackle Body, Anchor, 9
- Shackle Body, Chain, 9
- Shackle Bolt, 9
- Shackle Pin, Domestic, 9
- Shackle Pin, Import, 9

### Shackles, 3-9, 103, 138

- Anchor Shackle w/ Oversize Bolt, Domestic, 7 Import, 7
- Anchor Shackle w/ Oversize Round Pin, Domestic, 7 Import, 7
- Anchor Shackle w/ Oversize Screw Pin, Domestic, 7 Import, 6, 138
- Bow Shackle w/ No Snag Pin, 8
- Bow Shackle w/ Screw Pin, 8
- Chain Shackle w/ Oversize Bolt, 5
- Chain Shackle w/ Oversize Round Pin, 5
- Chain Shackle w/ Oversize Screw Pin, 5
- D Shackle, Long w/ Captive Pin, 6
- D Shackle, Long w/ Screw Pin, 6
- D Shackle, Stamped w/ Screw Pin, 4
- D Shackle, Straight w/ Captive Pin, 4
- D Shackle, Straight w/ No Snag Pin, 4
- D Shackle, Straight w/ Screw Pin, 4
- D Shackle, Wide w/ No Snag Pin, 4
- D Shackle, Wide w/ Screw Pin, 4
- Halyard Shackle w/ Key Pin, 6
- Headboard Shackle w/ Captive Pin, 5
- Long Shackle w/ Key Pin, 6
- Twist Shackle w/ Screw Pin, 5
- Webbing Shackle, 8, 103

### Sheaves, 79-80

- Rope Sheave w/ Bearings, 79
- Rope Sheave w/ Bushings, 79-80
- Wire Rope Sheave w/ Bearings, 80
- Wire Rope Sheave w/ Bushings, 79

### Sling Identification Tag, 13, 83

### Snaps, 61-64, 68

- Bolt Snap, Double, 62
- Bolt Snap, Swivel, 62
- Bolt Snap, US Navy, 63
- Eye Snap, Fixed, 62
- Eye Snap, Swivel, 62, 64
- Jib Hank, 64
- Snap Shackle, Fixed, 63
- Snap Shackle, Jaw Swivel, 63
- Snap Shackle, Rope, 68
- Snap Shackle, Swivel, 63
- Spring Gate Snap, 61
- Swivel Snap, Chain, 64
- Trigger Snap D Bail, 61
- Trigger Snap Eye Bail, 62

### Spike, Stainless, 89

### Suncor Quality, 151-152

### Swage Sleeves, 36-37

- Cylindrical Terminal, 37
- Plain Ball, 36
- Shank Ball, Double, 36

Shank Ball, Single, 36

Stop Sleeve, 36

Swage Sleeve, 37

### Swage Terminals, Hand, 39-41

- Extra Long Stud, Hand Swage, 41
- Gate Eye, Hand Swage Swivel, 40
- Gate Eye, Hand Swage, 40
- Joined Gate Eyes, Hand Swage Swivel, 40
- Joined Gate Eyes, Hand Swage, 40
- Pelican Hook & Hand Swage Stud, 39
- Short Stud, Hand Swage, 41
- Standard Stud, Hand Swage, 41
- Toggle Terminal, Hand Swage, 40
- Wall Mount Terminal, Hand Swage, 41

### Swage Terminals, Machine, 27-42

- Gate Eye, 31
- Gate Eye, Swivel, 31
- Joined Gate Eyes, 31
- Joined Gate Eyes, Swivel, 31
- Pelican Hook w/ Swage Stud, 31
- Swage Domehead, 35
- Swage Eye, 34
- Swage Eye, Marine, 34
- Swage Jaw, 34
- Swage Jaw, Marine, 34
- Swage Stemball, 35
- Swage Stud, 33
- Swage Stud, Mini, 33
- Swage Stud, Rail, 33
- Swage T Terminal, 30
- Swage Toggle, Marine, 34
- T Plate, 30

### Swage Terminals, Mil. Spec, 29-30

- Mil. Spec Double Shank Ball, 30
- Mil. Spec Single Shank Ball, 30
- Mil. Spec Special Eye, 30
- Mil. Spec Swage Eye, 29
- Mil. Spec Swage Fork, 29
- Mil. Spec Swage Stud, 29

### Swivels, 72-74, 139

- Swivel, Anchor, 74, 139
- Swivel, Eye & Eye, 73
- Swivel, Eye & Jaw, 74
- Swivel, Fed. Spec Chain, 72
- Swivel, Fed. Spec Eye & Eye, 72
- Swivel, Fed. Spec Jaw & Eye, 72
- Swivel, Heavy Duty Eye & Eye, 73
- Swivel, Heavy Duty Eye & Jaw, 74
- Swivel, Heavy Duty Jaw & Jaw, 74
- Swivel, Jaw & Jaw, 73, 74
- Swivel, Nitronic Eye & Eye, 73
- Swivel, Universal Anchor, 139

### Table of Contents, 1

### Tethers, 107

- Tether, Safety, 107
- Tether, Single Retractable, 107
- Tether, Twin Retractable, 107

### Thimbles, 70-72

- Thimble, Captive, 71
- Thimble, Commercial, 71
- Thimble, Extra Heavy, 72
- Thimble, Fed. Spec, 71
- Thimble, Heavy Duty, 71
- Thimble, Mil. Spec, 72
- Thimble, Standard, 70

### Threaded Products, 85-96

### Threaded Rod, 93

### Thru-Hull Hose Connect, 127

### Tools, 42, 51-54, 95

- Bench Swager, 52
- Cutter, Bolt & Chain, 52
- Cutter, Cable, 53
- Cutter, Wire Rope, 53
- Fastener Lubricant, 95
- Hand Swager, 42, 52
- Hand Swager, Mini, 42, 52
- Mandrels, 53
- Rivet Nut Installation Tool, 53
- Screwdriver Bits, Phillips, 53, 95

### Towing Bridle, 84

### Towing Hardware, 84, 113, 122

### Trailer Hardware, 145-148

- Hitch Ball, 146
- Roller Bracket, Split, 148
- Roller Shafts & Pall Nuts, 148
- Trailer Coupler, 147
- Trailer Kit, 146
- Trailer Tongue, 146
- Trailer Winch, 102, 147

### Tri Star, 141-143

- Tri Star Back Mount, 142
- Tri Star Ball, 142
- Tri Star Bulkhead Mount, 143
- Tri Star Facemount, 142
- Tri Star w/ Stalk, 141
- Tri Star, 141

### Turnbuckle Components, 23-26

- Turnbuckle Body, Closed, 23
- Turnbuckle Body, Open, 23
- Turnbuckle Eye, 24-25
- Turnbuckle Hook, 25
- Turnbuckle Jaw, 24, 26
- Turnbuckle Stub, 24
- Turnbuckle Stud, 25
- Turnbuckle Toggle, 23
- Turnbuckle Wall Toggle, 26

### Turnbuckles, 15-26

- Turnbuckle, Eye & Eye, 16-17, 21
- Turnbuckle, Full Thread, 17
- Turnbuckle, Hook & Eye, 16, 18, 21
- Turnbuckle, Hook & Hook, 16, 18, 21
- Turnbuckle, Jaw & Eye, 16-17
- Turnbuckle, Jaw & Jaw, 16-19, 20
- Turnbuckle, Stub & Stub, 17-18
- Turnbuckle, Toggle & Toggle, 19, 20

### Turnbuckles, Hand Swage, 20, 38-39

- HandiSwage Tensioner, 21
- Lifeline Adjuster & Hand Swage Stud, 39
- Turnbuckle, Gate Eye & Hand Swage Stud, 38
- Turnbuckle, Stub & Stub, Hand Swage, 39
- Turnbuckle, Toggle & Hand Swage Stud, 38
- Turnbuckle, Wall Mount & Hand Swage Stud, 38-39

### Turnbuckles, Machine Swage, 19-20, 30-35, 131

- Turnbuckle, Toggle & Swage Stud, 19-20, 32
- Turnbuckle, Jaw & Swage Stud, 19, 32
- Turnbuckle, Wall Mount & Swage Stud, 20, 32
- Lifeline Adjuster & Swage Stud, 21, 31, 131

### Turnbuckles, Quick Attach™, 46

- Quick Attach™ Stud & Jaw, 46
- Quick Attach™ Stud & Toggle, 46
- Quick Attach™ Stud & Wall Mount, 46

### U Bolts, 91-92, 148

- U Bolt w/ Plate, 92
- U Bolt, Long, 91
- U Bolt, Square, 91
- U Bolt, Standard, 92
- U Bolt, Trailer, 91, 148

### Warranty, Inside Back Cover

### Washer, Flat, 95

### Washer, Lock-Split, 95

### Webbing Assemblies, 98-101, 105, 107, 147-148

- Cover Tie-Down Kit, 101
- Hanging or Strap Kit, 100
- Ratchet Assembly w/ Clips, 98
- Ratchet Assembly w/ Flat Hooks, 99
- Ratchet Assembly w/ J Hooks, 98
- Ratchet Assembly w/ S Hooks, 99, 147
- Ratchet Assembly, Over-Center w/ Clips, 100
- Ski Tow Tie-Down, 107
- Strap-It, 107
- Tidy Strap, 107
- Webbing w/ Bimini Clip, 101
- Webbing w/ Flat Hook, 101
- Webbing w/ Hook, 102, 147
- Webbing w/ Sewn Loop, 101
- Webbing w/ Swivel Clip, 101

### Webbing Hardware, 102-105, 136

- Adjustable Slide, 105
- Cam Buckle, 103
- Footman's Loop, 103, 136
- Harness Link, 103
- Mini Buckle, 102
- Ratchet Buckle, 102
- Star Adjuster™, 105
- Threading Plate, Fixed, 105

### Webbing Products, 97-107, 147

### Winch Handle Holder, 127

### Wire Clamp, 2 Part, 35

### Wire Clamp, Cross, 35

### Wire Rope Clips, 70

- Chair Clip, 70
- Wire Rope Clip, 70
- Wire Rope Clip, Heavy Duty, 70

### Wire Rope, 47-50

- Wire Rope, 1x19, 47, 49
- Wire Rope, 7x19, 49-50
- Wire Rope, 7x7, 50
- Wire Rope, PVC Coated, 47, 50

### Yoke End, Threaded, 22

### Yoke End, Unthreaded, 22



## COMPANY POLICIES - PLEASE READ BEFORE PURCHASING

1. SUNCOR accepts payment by credit card, prepayment, or on approved established accounts, based on SUNCOR's credit policy. After an application process, a company may be accepted as a Business Partner which allows access to special pricing. A pdf file can be found on our website or Suncor will send you the appropriate forms. All first orders on newly opened accounts are prepaid. No C.O.Ds are available.
  2. Approved accounts are payable strictly within 30 days net from date of invoice. Payment received by SUNCOR **within** 10 days from date of invoice will qualify for a 1% prompt settlement discount, **except** if such invoice has been based on special pricing.
3. Interest at 1.5% per month will be charged on all overdue accounts. Should legal proceedings and/or collection be necessary, SUNCOR shall be entitled to recover all legal costs, including but not limited to, collection and attorney's fees and interest.
  4. Prices and conditions are based on F.O.B. Plymouth, Massachusetts. All freight is payable at destination, if shipped by road freight, or prepaid and added to the invoice in case of FedEx shipments. SUNCOR will ship by UPS on special request only. Sorry, no consignee billing.
5. Orders with a minimum value of \$2,500.00 excluding freight, will be shipped **Freight Free** anywhere within the continental USA. Please call for approval, some restrictions apply.
  6. SUNCOR constantly improves its products. **Specifications, especially WLL, are intended as a guide only, as use and applications are outside SUNCOR's control. They are therefore subject to change without notice, unless SUNCOR has certified the product to the purchaser with a Test and/or Compliance Certificate.**
7. All prices are reflected in the current Price List, which is available from SUNCOR separately. SUNCOR reserves the right to change prices without notice should circumstances beyond SUNCOR's control occur.
  8. Returns may be accepted within 10 days without restocking charge. A 15% restocking charge will be deducted from all credits covering returns after 10 days. **Returns after 30 days cannot be accepted. Suncor has a NO RETURN policy on all special orders, including cut chain and cut wire rope orders. Please always obtain a Return Authorization Number (RA #) for qualifying returns, to avoid refusal of shipment.**
9. SUNCOR sells "Wholesale Only" and therefore accepts a minimum order of \$50.00, excluding freight.

### IMPORTANT ~ PLEASE READ BEFORE PURCHASING:

It is a condition of any sale that ownership of the goods remains the sole property of SUNCOR STAINLESS, INC., until payment has been received. In case of drop shipments, the consignee and the buyer jointly and severally are responsible for the payment of the goods supplied, and SUNCOR STAINLESS, INC. expressly reserves its right to recover full payment from the consignee in case of nonpayment by the buyer.

### SUNCOR LIMITED LIFETIME WARRANTY

SUNCOR STAINLESS, INC. offers a Limited Lifetime Warranty on their stainless steel hardware and components. To learn more about Suncor's Warranty, please visit the "Contact Us" page on the Suncor Stainless website [www.suncorstainless.com/company-information](http://www.suncorstainless.com/company-information). Please note, the Limited Warranty extends only to the original retail purchaser and does not run to any subsequent purchaser. All claims must be made through your retailer to SUNCOR within 30 days after the discovery of the defect.

### **IMPORTANT NOTICE:**

Please report any damages and/or shortages within 5 days from the date of receipt by calling our Accounting Department at (508) 732-9191. Thank you!



TEL 508-732-9191 • FAX 508-732-9798 • ORDERS ONLY 800-394-2222  
[www.suncorstainless.com](http://www.suncorstainless.com)

Thank you for making Suncor Stainless  
your number one source for quality stainless products!

**Important Notice:**

All contents of this catalog, including all logos, icons, product images and descriptions are the sole property of Suncor Stainless, Inc. The making and distribution of copies or reproductions of any product/section image or description within this catalog in printed, electronic or any other format is strictly prohibited. Exceptions, other than for consideration in purchasing product from Suncor Stainless, Inc. must be obtained in writing from the Plymouth, MA headquarters.

© 2011 Suncor Stainless, Inc.



**CONTACT INFORMATION**

Headquarters

**Suncor Stainless, Inc.**  
**70 Armstrong Road**  
**Plymouth, Massachusetts**  
**02360**



telephone 508 732-9191  
facsimile 508 732-9798  
sales 800 394-2222  
email sales@suncorstainless.com

Canada

**Suncor Stainless, Inc. - Canada**  
**29 Centennial Road, Unit 6**  
**Orangeville, Ontario, Canada**  
**L9W 1R1**

sales 877 495-5510  
email sales@suncorcanada.on.ca

website www.suncorstainless.com



**SUNCOR STAINLESS, INC.**